

2015 Price List

Effective May 1, 2015

9to5[®]
s e a t i n g



CYDIA

Interior Design's
HIP Award Winner
NeoCon 2014

INTERIOR
DESIGN

HIP
at NeoCon



table of contents

INFORMATION

2	about 9to5 Seating
4	green practice
8	lifetime warranty
10	general information
12	condition of sale
13	chair measurements / lead time
14	order procedure
15	packaging codes / upholstery selection
16	fabric program
32	customer's own material
34	CAL TB 133 fire code
35	two tone option
36	control selection guide

SEATING PRODUCTS

40	Agent: 1425, 1426, 1428, 1660, 1666, 1668
52	Aria: 1860,1866, 1868, 1880, 1885
56	Axis: 2600, 2610
60	Bella: 1310, 1315, 1320, 1325, 1326, 1328, 1360, 1365, 1370, 1375, 1376, 1378
84	Brio: 2060, 2066, 2068, 2070, 2076, 2078
92	Bristol: 2360, 2380
98	Cayman: 2800, 2810
102	Cortina: 2900, 2910
106	Cosmo: 3250, 3260, 3200, 3210
112	Cydia: 3300, 3310, 3306, 3308, 3315, 3316
126	Enduro: 1960, 1966, 1968, 1980
130	Indy: 1010, 1020
136	Kelley: 1060, 1070, 1066, 1076
138	Link: 1410, 1415
144	Logic: 1760, 1766, 1768, 1780
154	Logic Plus: 1790
156	Precept: 1725, 1726, 1728
162	Sequence: 2400
164	Shuttle: 1210, 1215, 1230, 1250, 1260, 1265, 1280
184	Strata: 1545, 1546, 1548, 1555, 1560, 1561, 1563, 1565, 1566, 1568, 1580, 1585
192	Strata Mesh: 1535, 1536, 1537, 1538, 1570, 1571, 1573, 1575, 1576, 1578, 1595 1590
200	Theory: 2160, 2170, 2180, 2190
208	Vault: 1460, 1466, 1468, 1480
214	Vesta: 3060, 3061, 3063, 3065, 3066, 3068, 3080, 3085

ACCESSORIES

218	arm guide
220	caster guide
222	glide guide
223	cylinder guide
224	accessories
228	BIFMA ultimate test for fit (UTFF)
229	care and maintenance instructions notes

about 9to5 Seating

Mission

Founded in 1982, 9to5 Seating is a vertically integrated manufacturer, specializing in the design and production of ergonomic office seating to accommodate the rigorous demands of today's office environments. 9to5 Seating presents an extensive, complete collection of executive, task, side, conference, and drafting stool seating. Seat control, arm, chair adjustments, finish and fabric options are plentiful and customer customization is an everyday demand that 9to5 Seating welcomes. 9to5 Seating combines its state-of-the-art in-house manufacturing systems with a commitment to ongoing improvements in all phases of operation. We are confidently empowered to deliver products offered at unparalleled pricing, with quality instilled in every phase of manufacturing.

Our strengths lie in our in-house manufacturing which encompasses CAD/CAM design, plastic injection molding, foam injection molding, wood pressing, CNC routing, metal stamping and an in-house tool and dye shop. Using these strengths, 9to5 Seating delivers a comprehensive line of office seating at a more than reasonable price backed with confidence from a quality made product.

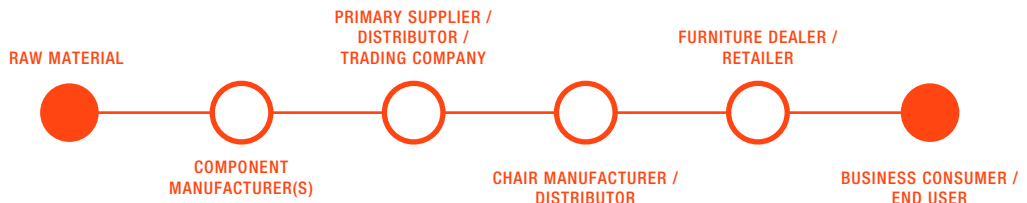
Below are some highlights of the program:

- **Lead Time:** 5 Business Day Quick Ship and Standard 15 Day Leadtime
- **Textiles:** Choose from thousands of commercial grade designer textiles from Architex, Arcom, CF Stinson, Designtex, Maharam or Momentum Textiles
- **Leather:** Select from a wide range of leather colors including 10 colors in leather/vinyl combinations
- **Lifetime Manufacturer's Warranty**
- **Premium Quality Components**
 - Nylon Bases are made from 100% virgin glass reinforced nylon
 - All task, executive, and conference seating incorporate molded foam cushions

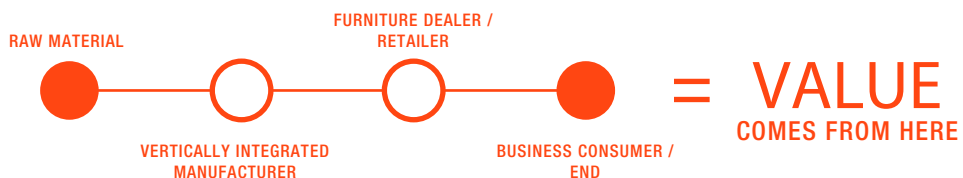
Supply Chain Innovation

Due to our vertical integration, 9to5 Seating has achieved efficiencies not found in the operations of other manufacturers. Our investment in facilities capable of producing chair components provides a cost advantage for our company on every chair we produce. Additionally our independence from third-party manufacturers allows 9to5 Seating to better control quality, lead time, and consistency. Traditionally, chair manufacturers have been forced to buy components at prices that support the overhead of the component manufacturer. 9to5 Seating's innovative supply chain has effectively eliminated this unnecessary overhead resulting in the extraordinary value found in our product.

Traditional Supply Chain For Office Seating



9to5 Seating Supply Chain For Office Seating



Business Practices

It is an integral part of our corporate philosophy to promote environmental preservation. This ideology drives our endless commitment to a sustainable future.

9to5 Seating incorporates the following practices into our business functions:

- Compact and recycle 100% of inbound carton packaging material, protecting landfills from over 25 tons of cardboard every month!
- Assembled a national network of blanket wrap carriers to allow orders to ship without cartons.
- Produce all outbound cartons from recycled corrugated cardboard.
- Ship with blanket wrap carriers whenever possible to eliminate cardboard debris.
- Use of electric forklifts in lieu of propane or other fuel based vehicles.
- Recycle all paper cans and plastic bottles from daily office activities.
- Dispose of used computer equipment and machine oil through proper channels.
- Return empty photocopier/printer cartridges to our supplier for refilling.
- Utilize paperless systems for internal reporting and production/warehouse management.
- Specify recycled paper for all printed literature pieces.
- Rooftop photo voltaic panel system offsets 5,164,303 pounds of CO₂ over its lifetime of 25 years, equivalent to the amount of CO₂ emitted by driving 157,278 cars 50 miles a day for one year.



green practice

9to5 Seating Commits to Think & Act Green

9to5 Seating is committed to sustainable and environmentally responsible business practices. This global perspective is endorsed and executed throughout every aspect of our corporate culture, and within our warehousing, manufacturing and office facilities. We are proud to demonstrate our commitment by offering GREENGUARD Certified products, participating in the U.S. Environmental Protection Agency's Waste Wise Program, and have been awarded the prestigious LEED® NC Gold Certification for our factory and corporate headquarters.



Environmental Commitment in Action

9to5 Seating's corporate headquarters uses a rooftop photovoltaic panel system to generate electricity for the facility. To view how much power we are generating in realtime visit our solar portal at www.9to5seating.com/solar

Over 30 years, the system will offset:

- 6,102,370 lbs of CO₂ | a leading cause of global climate change
- 4,192 lbs of NO_x | a leading cause of smog
- 1,048 lbs of SO₂ | a leading cause of acid rain
- 1,215 lbs of particulates | a leading cause of asthma

6,102,370 lbs of CO₂ is equivalent to the amount absorbed by 13 acres of trees over their lifetime

GREENGUARD Gold Certified

Our entire product line earned GREENGUARD Gold Indoor Air Quality Certification issued by the GREENGUARD Environmental Institute. The GREENGUARD Indoor Air Quality Certification Program assures that products designed for use in office environments and other indoor spaces meet strict chemical emissions limits.

For products intended for use in schools, daycares or other environments where children spend significant periods of time, the GREENGUARD Gold Certification Program offers the most strict certification criteria. It is referenced by both The Collaborative for High Performance Schools (CHPS) and the Leadership in Energy and Environmental Design (LEED) Building Rating System. Products certified to this standard are also suitable for use in environments where senior adults work or reside.

The GREENGUARD Gold Certification Program's requirements comply with the State of California's Department of Public Health Services Standard Practice for Specification Section 01350 (California Section 01350) for testing chemical emissions from building products used in schools and other environments. As such, GREENGUARD Gold Certified products can be used to earn valuable credits in the CHPS Best Practices Manual for K-12 schools, the US Green Building Council's LEED® Green Building Rating Systems, the Green Guide for Healthcare, the NAHB Green Building Guidelines, Green Globes, Regreen and many other building codes, standards and specifications.

9to5 Seating products:

- Contribute to healthier interior environments.
- Add points for LEED Certification.
- Offer fabrics made from 100% recycled content. (Fabrics made from recycled content are identified with the symbol in the Grade-In section of this price book pages 14 – 23.)
- Manufactured using plastic, nylon, steel, aluminum and polypropylene components that are 100% recyclable.
- Use suppliers that share an earth-friendly philosophy.
- Certified below chemical emissions limits for TVOC, Formaldehyde, Total Aldehydes, Individual VOCs, 4-phenylcyclohexene.

Environmental Data Sheets for all 9to5 Seating products can be found at our web site www.9to5seating.com.

For more information about GREENGUARD programs visit www.greenguard.org.




LEED®

At its core, a green building is a better performing building. It uses fewer resources and offers a better place to work through improved energy and water efficiency, better air quality, and access to natural daylight. We have been awarded the LEED® NC Gold Certification for our newly constructed corporate headquarters and manufacturing facility.

LEED is an internationally recognized green building certification system which promotes improved performance in energy savings, water efficiency, emissions reduction, improved indoor environmental quality, stewardship of resources, and sensitivity to their impacts.

Sustainable aspects of 9to5 Seating's headquarters building design contributing to LEED Gold Certification include:

- Rooftop photovoltaic panel system generating approximately 90% of electricity required for facility operation.
- Reduction of energy consumption through increased natural day lighting to enable factory to operate during an average day with lights off.
- Use of LED lighting throughout office space for further energy savings.
- Site selection promoting development density and community connectivity.
- Providing alternative transportation including access to public transportation, parking for low emitting and fuel-efficient vehicles.
- Quality control of stormwater runoff.
- Decrease in heat island effect.
- Use of water efficient landscaping.
- Reduction of water usage by 40%
- Optimization of energy performance through a 28% improvement over 2011 California Title 24 code.
- Recycling or salvaging 75% of construction waste.
- Use of recycled content and regional building materials.
- Increased ventilation to promote indoor environmental quality.
- Use of low-emitting adhesives, sealants, paints, coatings and flooring systems.



Manufacturing

We are committed to reducing, reusing and recycling the by-products and waste generated during our manufacturing process through our membership in WasteWise.

WasteWise is an U.S. Environmental Protection Agency's program in which organizations track their waste reduction efforts to benefit the environment.

9to5 Seating's efforts to reduce manufacturing waste include:

- Optimize machinery cycle times to manufacture parts in minimal time increments.
- Evaluate environmental effects before pursuing new products or purchasing equipment to ensure alignment with environmental commitments.
- Select materials that reduce or eliminate toxic and environmentally damaging materials from the manufacturing equation.
- Utilize water-based, environmentally friendly adhesives throughout our manufacturing facilities.
- Use of recycled raw materials in the production urethane components when possible.
- Sort and recycle rejected plastic components via five re-grind machines.
- Employ molded foam production in over 95% of products, greatly reducing scrap urethane.
- Work exclusively with plywood suppliers that participate in forest restoration.
- Collect and recycle all excess fabric, dacron and leather.
- Accurately determined the current carbon footprint through Life Cycle Assessment (LCA).
- Identified hot-spots in energy consumption and associated CO2 emissions.
- Optimized energy efficiency and reduced CO2 and GHG emissions contribution from production processes.
- Identified solutions to neutralize CO2 emissions that cannot be eliminated through energy saving measures.



Preserving Resources,
Preventing Waste



lifetime warranty

9to5 Seating products are manufactured with meticulous attention to detail to achieve a level of quality that is free from defects in material and workmanship. In an effort to stand behind this philosophy, 9to5 Seating warrants to the original purchaser of the product and from the original date of sale, the following:

For All Series Except Logic Plus, Enduro™, and Strata™ Heavy Duty (HD) Series:

Lifetime Warranty to the original end user, the company will repair or replace, at its option, without charge to the original purchaser only, factory defective structural and mechanical parts. This warranty is for single shift, standard commercial usage, defined as a standard 8 hour work day, five days a week. Weight limitations vary by product.

For Logic Plus Heavy Duty (HD) Series:

9to5 Seating warrants the Logic Plus HD series of single-shift chair for a period of ten (10) years to the original purchaser. The company will repair or replace, at its option, without charge, defective structural and mechanical parts. This warranty is for single-shift applications with persons weighing less than 500 lbs.

Upholstery fabric and foam is warranted against wear through and deterioration during normal usage for a period of five (5) years. However, the company does not warrant leather against routine scratching and scuffing, as all leather is subject to minor blemishes during use. COM and COL are not warranted. Due to natural variations in material, furniture containing leather is sold subject to normal variations and/or irregularities of color, texture, and grain.

For Enduro™ and Strata™ Heavy Duty (HD) Series:

9to5 Seating warrants the Enduro and Strata HD series of multi-shift chairs for a period of ten (10) years to the original purchaser. The company will repair or replace, at its option, without charge, defective structural and mechanical parts. This warranty is for multi-shift applications with persons weighing less than 350 lbs.

Upholstery fabric with an abrasion resistance performance rating of 150,000 double rubs or more and foam are warranted against wear through and deterioration for a three (3) year period of multiple shift use.

Claim Process

Should parts fail for any model during normal use within the applicable warranty period, please provide 9to5 Seating with a description of the failure and proof of purchase (Sales Order number located on the bottom of the chair) and if necessary you may need to return the defective part,

freight prepaid to 9to5 Seating for inspection, repair and/or replacement, together with a copy of original sales receipt. Labor and installation service is not covered under warranty. Please do not send parts without prior authorization.

Send Parts to:

9to5 Seating - Warranty Department
3211 Jack Northrop Avenue
Hawthorne, CA 90250

9to5 Seating will inspect the part in question, repair or replace at its option any defective part at no charge to the original purchaser and return defective item thereafter. This warranty does not apply to product or parts of product that have been subjected to misuse or abuse, accident, alteration, unauthorized repair or which have been damaged in transit. You agree to indemnify and hold harmless 9to5 Seating, its officers, directors, shareholders, employees, and agents from any actions, claims, demands, damages, liabilities, costs, and strict liability in tort or contract, or any other legal theory arising out of the misuse or abuse, alteration, or damage in transit of the product.

Limitation of Liability

Under no circumstance, including but not limited to breach of contract, breach of warranty or negligence, shall 9to5 Seating be liable for lost profits, loss of goodwill, stored data, general, special, consequential or exemplary damages, even if 9to5 Seating had notice of these damages or they were foreseeable. 9to5 Seating shall not be responsible for verifying dealer's or customer's description of needs, data, or the fitness for a particular purpose of goods. 9to5 Seating's Liability in all cases shall be limited to repair or replacement of the defective parts, or the purchase price of the product. Damages resulting from misuse, abuse, alteration, negligence, or accidents are not covered under this warranty.

9to5 Seating makes no warranty that any of its products are suitable for any particular purpose and makes no other warranties, express or implied, other than those set out here. As codes and standards vary from one jurisdiction to another, references to compliance are solely for convenience and without any representation as to accuracy or suitability. Users must verify the suitability of such information or product for their specific application. In no event shall 9to5 Seating be liable in either tort or contract for any loss or direct, special, incidental, consequential, or exemplary, damages.

EXCEPT AS OTHERWISE PROVIDED, 9to5 Seating MAKES NO OTHER WARRANTIES, EXPRESSED OR IMPLIED, INCLUDING BUT NOT LIMITED TO THE WARRANTIES OF MERCHANTABILITY AND FITNESS FOR A PARTICULAR PURPOSE.

ANSI/BIFMA

The Business and Institutional Furniture Manufacturer's Association (BIFMA) has developed tests which have been approved by the American National Standards Institute (ANSI) for determining the strength and durability of seating in its everyday use. This statement does not serve as a warranty or guarantee, however 9to5 Seating products found within this price list generally meet or exceed applicable BIFMA and ANSI standards.

Warranty Exceptions:

- Color-fastness or matching of colors, or textures occurring in leather, or other materials that naturally exhibit inherent color variations
- Product normal wear and tear, which is to be expected over the course of ownership
- Damage caused by the carrier in-transit, which will be handled as separate terms and/or claims against the carrier
- Damage caused by delivery/installation contractors, which will be handled as claims against the designated company
- Failures and damage which result from negligence, abuse, accident or misuse
- Damage by markings or staining; damage by sharp objects or imprinting from instruments
- The warranty is limited to replacement or repair and does not cover cost of transportation, labor or installation.
- Products exposed to extreme hot and cold temperatures or excessive dry environments
- Damage of textiles from exposure to sunlight and UV rays.
- Products that were not installed, used, or maintained in accordance with product instructions and warnings

9to5 Seating reserves the right to make changes in design and construction or discontinue products without prior notice.

9to5 Seating reserve the right to make changes to the lifetime warranty or pricebook

Since textiles vary in weave, thickness and memory, some creasing and/or gathering may occur during the upholstery application process. Due to natural variations over which we have no control, all chairs are sold subject to minor irregularities of color, surface, grain, and texture. Textiles are sold subject to minor variations of color. Because leather is a natural product, variations of texture are common and should be expected. Leather will contain natural markings such as neck wrinkles, scratches, backbone marks and stretch marks. These distinctions give leather its unique characteristics and are considered to be part of the natural beauty of leather.



general information

Hours

Order Desk: Monday - Friday - 6:00 a.m. to 5:00 p.m. P.S.T.

Shipping & Receiving: 8:00 a.m. to 4:00 p.m. P.S.T.

Condition of Sale

Possession of this price book does not necessarily constitute authority to purchase.

Minimum Order Size

No minimum order required. Orders of 4 chairs or less will be charged \$15 per chair net shipping charge.

Payment

9to5 Seating accepts all major credit cards, company checks, cash, and terms payment for approved accounts. Credit card payments are subject to a 3% service charge. A \$35.00 fee will be charged for returned checks.

Terms

Standard terms are net 30 days from date of invoice. Please respect these terms in order to protect your competitive pricing. Credit terms may be changed or canceled at 9to5 Seating's discretion.

1. All new accounts are required to remit a 50% deposit of the initial order's total dollar value prior to the order entry and the balance must be paid at the time of pick up or release to common carrier. A line of credit may be established upon acceptance of satisfactory references and the completion and signing of credit application.
2. The customer will be liable for any cost incurred in attempting collection of past due amounts, including attorney fees, whether or not a lawsuit is filed. Past due accounts are subject to a 2% per month (24% per annum) late charge, or maximum amount permitted under local law, for each thirty days, or part thereof, the outstanding balance remains unpaid beyond the thirtieth day after invoice date. Withholding of payments, because of carrier damages, shortages or other disputes is illegal and subject to charges.
3. Orders delayed due to credit hold will be rescheduled for production once the order has been credit released. A new lead time will be given at that time. Please contact customer service to coordinate details.

Prices

All prices are suggested retail and are subject to change without notice. We make every effort to notify all customers of such changes. Prices in effect at the time of shipment will prevail.

Order Acknowledgement

An order acknowledgement will be faxed or emailed to you upon receipt of the order to confirm quantities, items ordered, and prices effective at the time of the order acceptance (prices may vary from the published list) unless there is a credit issue or you are otherwise contacted. Be sure to read these acknowledgements and contact us immediately if incorrect.

Shipping

Complete and specific instructions for shipping should be given at the time an order is placed. Orders that do not have specific instructions will be routed by the best method of shipment in accordance with the judgement of our traffic department. ANY changes to shipping instructions must be faxed into our office. Shipping weight and cubic dimensions shown in our price list are subject to variation.

Standard shipments are made via common carrier, unless otherwise requested by the customer. Special routing requests made by the customer or the consignee may result in additional charges.

Standard deliveries are dock-to-dock and are scheduled to occur Monday through Friday between 8:00 AM to 4:30 PM. 9to5 Seating reserves the right to charge the customer for non-standard customer delivery requirements that may include delivery appointments, drop shipments, inside deliveries, residential, limited access, or requests for trucks with lift gates. Additional charges may also be incurred for redelivered or re-consignments if the initial delivery cannot be made for any reason. 9to5 Seating will not be held responsible for issues or costs to the customer arising from carrier transit delays or missed appointments. For information concerning these charges, please contact Customer Service.

Service Charges

Below is a list of frequently requested Service Charges:

- Call prior to delivery for verification. This is not a delivery appointment (no charge).
- Reconsignment fee of \$50 will be applied when changing consignee address after shipment has been tendered to a carrier
- Liftgate delivery (no dock) \$65
- Shipments to schools, churches, military bases, residential addresses \$65
- In the event that no one is available to receive a shipment and a redelivery is necessary, a charge of \$65 to \$150 will be billed to customer for redelivery. Charge depends on carrier.
- 9to5 Seating strives to use the best shipping method possible for every shipment. The factory may ship an order fully assembled and bagged, however this is not standard for all shipments. If you require blanket wrap delivery, you must contact 9to5 Seating to confirm this shipment method and confirm that the order acknowledgement sent to you reflects 'AB' as the shipment method. Additional charges may apply.
- Limited access locations where a dock is difficult to access with a 53 ft. trailer will be charged minimum \$65.

Guaranteed Delivery and Delivery Appointment

Shipments are not guaranteed. Guaranteed service is available at an additional cost. Please contact Customer Service for more information. We will work to arrange a specific delivery time with the carrier. Service guarantees contracted with carrier are done solely at the request of the customer and 9to5 Seating in no way assumes responsibility financially or otherwise for any costs incurred by the customer as a result of a carrier's failure on a guaranteed shipment. In the event of a carrier's failure on a guaranteed shipment, the associated guaranteed service fee will be removed.

Expedited Freight

Expedited service is available at an additional cost. Please contact Customer Service for more information.

Drop Shipments

9to5 Seating will not drop ship without prior approval. Additional charges may apply; contact Customer Service for additional information.



condition of sale

Will Call

Will Call orders will receive notification once orders are ready to be picked up. Customer will have 3 business days from notification to pick up the order. If the order is not picked up within this time frame, the order will be invoiced and storage charges will start at a rate of \$30 per each business day until order has been picked up.

Freight Damage or Shortage

Before accepting a shipment from the carrier, check the boxes for visible damages. If a shortage or damage occurs during transit, it should be noted on the freight bill of lading at the time of delivery, and a claim filed within 7 days from receipt of product. If concealed damage is discovered after delivery, request inspection from the delivering carrier IMMEDIATELY and save all packing materials until inspection is made. Contact customer service as soon as possible to report damage or shortage.

For all Will Call orders, make sure to inspect merchandises thoroughly. 9to5 Seating will not be liable for any damage or shortage to merchandise after it has been signed for at our dock.

9to5 Seating will not be liable for any installation costs that result from freight damage.

Cancellations & Returns

Due to immediate production scheduling, orders which have entered any stage of production cannot be cancelled. All 9to5 Seating chairs are made to order, custom designed chairs and are not "off the shelf". Requests for cancellation are not accepted until confirmed by 9to5 Seating. Product may only be returned after receiving a Return Merchandise Authorization number from 9to5 Seating. Returns are subject to restocking charge equivalent to 35% of the net order plus freight. Unauthorized returns will be refused.

Replacement Parts

When ordering a replacement part, call Parts Department at 1.888.925.7328 or email to parts@9to5seating.com. For your convenience you can also submit warranty requests through our website by navigating to the warranty page and selecting the Warranty Request Form. As a helpful tip, have your 9to5 Seating Sales Order number available and please reference your instructions sheet to properly identify the correct part for your 9to5 Seating product.

Replacement parts are shipped within 48 hours from time of request. 9to5 Seating does not reimburse for labor and installation costs related to warranty replacements. Replacement parts needed to repair freight damage can be granted only if the request is received within 5 business days of receipt of the merchandise.

Product Design

9to5 Seating reserves the right to make alterations in design and construction or to discontinue products without prior notice.

chair measurements

Outside Width (W)

Distance measured at widest point of chair.

Outside Depth (D)

With the outside back of chair against wall, the distance from the wall to the front edge of seat.

Outside Height (H)

Distance from floor to highest point of back.

Seat Width (SW)

Distance measured at widest point of seat's side edges.

Seat Depth (SD)

Distance is measured using the Bifma CMD (Chair Measuring Device) from the most prominent point of the lumbar to the front edge of the seat

Seat Height (SH)

Distance is measured using the Bifma CMD (Chair Measuring Device) from the floor to the bottom of the device on the front edge of the seat. The CMD weighs 100 lbs.

Back Width (BW)

Distance measured at widest point of back's side edges.

Back Height (BH)

Distance measured from inside edge of rear seat to top edge of back.

Inside Arm Width

Distance between arm, typically measured from mid-point.

Arm Height

Measured from the floor to top edge of arm.

lead time

9to5 Seating intends to have all approved orders ready for shipment within the below guidelines. However, there may be delays due to causes beyond our control. Orders received after Noon, PST will be considered as having been received the following day. Credit must be cleared before processing. 9to5 Seating is not responsible for late deliveries from freight carriers.

Lead Time

5 Business Day Quick Ship includes Grades A, B, C, D, L2, and L3 selections found in the current express fabric card programs. Quantity is restricted to twenty five (25) chairs total per order.

Please specify "5 Day Quick Ship" on a separate purchase order to ensure proper handling and delivery time. DO NOT COMBINE with any other purchase order. In the event that a purchase order is not marked, order will be scheduled per our standard lead time below.

Standard 15 Day Lead Time is fifteen (15) business days or less and includes L4 and L5 leather and any 9to5 carded fabric/vinyl for quantities up to fifty (50) chairs total per order.

All COM orders up to fifty (50) chairs will ship within fifteen (15) business days from receipt of fabric.

Standard 25 Day Lead Time is twenty five (25) business days or less includes L5 leather and 9to5 carded fabric/vinyl for quantities over fifty (50) chairs total per order.

Standard 25 day lead times apply to all non-carded, graded textiles from Architex, Arcom CF Stinson, Designtex, Maharam, and Momentum (subject to availability).

Please call Customer Service for lead times on orders over 100 chairs.



order procedure

To Place Order

Follow one of the following two choices to place order:

1. Fax your order to: **888.925.SEAT**
2. Email your order to: **sales@9to5seating.com** or your dedicated customer service representative.

Specify complete model number, color, quantity, ship to address, payment method and purchase order number. In the event that an error is made in production of the chair, the hard copy of the purchase order will be used as the resolution document.

Order Acknowledgement

Unless there is a credit issue or you are otherwise contacted, an order acknowledgement will be faxed or emailed to you upon receipt of the order to confirm quantities, items ordered, and prices effective at the time of the order acceptance (prices may vary from the published list). Be sure

Model Number Structure

When ordering, please create model number in accordance with the nomenclature below. Refer to Creating Series Model Number in the top right hand corner of specific model's price book page.

MODEL NUMBER CONTROL ARMS BACK TYPE KNIT COLOR GRADE CASTERS PACKAGING OPTIONS

3 2 6 0 - X 2 - A 3 2 - K B - K 0 1 - L 3 - C 6 S - B A C - [] [] []

*FOR ARMLESS CHAIRS PLEASE USE '00' AS PLACE HOLDER

to read these acknowledgements and contact us immediately if incorrect.

Shipment Notification

Upon shipment of an order a shipment notification will be faxed or emailed with carrier information.

packaging codes

How to Specify

9to5 Seating offers several packaging methods for most models. Please note not all packaging codes are available for each model. Reference the price book page for the model in question to view the packaging methods available. All available packaging methods and their corresponding prices can be found at the top of the price book page.

After determining the appropriate packaging method please add the packaging code to the model nomenclature of the model as it appears on your purchase order.

(example: 1725-M1-A4-101-**AB**)

AB - Assembled in Bag for Will Call and Blanket Wrapped

The chair will be fully assembled and covered with a clear plastic bag for protection from dust. Chairs shipping via blanket wrap carrier will be produced with packing method "AB" as the chairs will be picked up at the dock fully assembled in the will call area.

PAC - Partially Assembled in Carton

The chair will be produced and packed partially assembled typically with seat and back separated, arms and controls pre-assembled in a shipping carton. Specially designed spacers are used to position all chairs in the carton and prevent freight damage.

BAC - Back Assembled in Carton

The chair will be fully assembled with exception of the base, gas lift and casters removed and packed into a specially designed carton for this hardware. The chair may be removed, casters placed in the base, gas lift placed in the base and the remaining chair set on top of the cylinder. No tools are required.

AC - Assembled in Carton

The chair will be fully assembled and placed in a carton. This applies primarily to guest chairs which must ship fully assembled to accommodate chair design. Some guest chairs ship with multiple chairs in one carton.

upholstery selection

Fabrics

Choose from thousands of different fabrics, comprised of varying price grades offered through 9to5 Seating's fabric cards. If you still can't find what you are looking for, you may choose from any of the textiles offered by one of our textile partners. There are thousands of patterns and colors to choose from. To make this easy for you, we have graded-in their entire product lines. Please see pages 16 to 25 of this Price Book.

Leather

9to5 seating offers four grades of leather. L2, L3 and L4 all are upholstered with leather on the seating surface and vinyl on the back and side boxing. L5 is an ALL leather cover.

L2 is a pigmented split grain hide, available in Black

L3 is a glove-soft, top grain European hide, available in Black and Brown

L4 is also a glove-soft, top grain Italian cowhide leather available in colors. L4 executive chairs are available in 9to5 Seating premium leather colors: White, Sandstone, Mocha, Taupe, Gray, Saddle, and Navy.

L5 is a luxurious Italian full grain semi-aniline dye leather with a soft hand and smooth supple surface with even coloration throughout the entire hide. Available in 39 colors.

Two-Tone Contrasting Seat and Back

When the seat and back fabric or vinyl are different on a single chair, clearly indicate your selection for both the seat and back on your purchase order. All fabric upholstered chairs may be ordered with two-tone upholstery for no additional charge. **If the two upholstery selections are of different grades, the chair will price at the higher of the two grades.**



fabric program

For memo samples or availability call Architex at 800.621.0827

ARCHITEX

√: CURRENT CARDED FABRIC
*: PATTERNS OR COLORS BEING PHASED OUT

PATTERN	PATTERN	C.C.F.	PATTERN	PATTERN	C.C.F.	PATTERN	PATTERN	C.C.F.
57 CHEVRON	G+\$50		BERLIN	G+\$200		CLOTHIER	E	
96 TEARS OF	G		BIG BIRD	F		CODE	F	
A FRAME	G		BIG SUR	G+\$100		COMPLICITY	G+\$150	
ACADEMIA	E		BILLOW	G+\$50		CONTEMPLATE	G+\$50	
ACADIA	G+\$50		BIRCH	G+\$50		COOL COMFORT	F	
ADARE MANOR	E		BITTERSWEET	G+\$50		COOPER	E	
ALLANDALE	G		BLOOM	G+\$100		CORAL	G+\$50	
ANEMONE	G		BLUFF	G+\$100		CORE	G	
ANIMAL	F		BOBBIN	E		CORINTHIAN	E	
ANNAPOLIS	F		BONNIE	G+\$50		CORRALES	G	
ANODIZED	G		BORN AND BRED	E		COURT	G	
APHRODISIAC	G		BOUCLE	G		COWBOY	E	
ARCHITECTONIC	G+\$50		BRITCHES	E		COWGIRL	G	
ARUNDEL	G+\$100		BROOK	G+\$50		CREST	G+\$50	
ASIA HOUSE	G+\$50		BRUSHED METALLIC	F		CROC	G	
ASTRONOMY	G+\$50		BUBBLES	G+\$100		DAKAR	E	
ATELIER	G+\$50		BULLETIN	G		DAKOTA	G	
ATHERTON	G		BURNING LOVE	E		DAMEN	E	
ATLANTIC	G+\$150		BURST	G+\$100		DANCE LINE	G	
AURA	G		BURST UB	G+\$100		DAYBREAK	G	
AUTHENTEC	G		CABRIOLET	F		DAYDREAM	E	
AUTOBAHN	E		CADILLAC	F		DAYTONA	E	
AVENTADOR	G+\$100		CALABASAS	F		DE MILLE	G+\$50	
AVENUE	G		CALF	G+\$150		DELIGHT	G+\$50	
AVION	F		CANCAN	G		DIAMOND JIM	G+\$50	
B FLIRTY	G+\$50		CANTOR	G		DIGITAL	G+\$100	
BAA BAA	G+\$100		CARACAS	G		DISTRICT	E	
BACK AGAIN	F		CARAT	G+\$50		DIVINE	E	
BALCONY	G		CARNABY	G		DONEGAL	E	
BALFOUR	G+\$50		CARREL	G+\$100		DOODLE	F	
BALOUR	G		CASCO	G+\$50		DORIAN	F	
BAMBOO MATE	G+\$100		CATALAN	G+\$50		DRAGON	F	
BAMBOO MATE UB	G+\$100		CATCH ME IF YOU CAN	G		DRAW STRAWS	G+\$50	
BANDA	G		CELIA	G+\$100		DRESSMAKER	E	
BANDSTAND	G		CHAMPAGNE	G		DUBLIN	E	
BARK	G		CHAMPIONS	G+\$150		DUMBO	E	
BARNEY	F		CHARIM	G+\$150		DUOMO	G+\$50	
BARON	E		CHEERIO	G+\$50		DUPIONI	E	
BASKET	G		CHEERIO UB	G+\$50		EAST VILLAGE	F	
BEACH GRASS	G+\$100		CHELSEA	E		ECLECTIC	E	
BEACHCOMB	G		CHENILLE WAISTCOAT	E		EFRONI	G+\$50	
BEALE STREET	E		CHESS	G		ELLIPSE	F	
BEANSTALK	G		CHORUS LINE UB	G+\$100		ENDURANCE	G+\$50	
BELGRADE	G+\$150		CLAM DIGGER	G		ENDURANCE UB	G+\$50	
BEN DAY	F		CLASSIC	G+\$150		ENGAGEMENT	F	
BERGERAC	G		CLIQUE	F		ENGLISH LEATHER	F	

PATTERN	PATTERN	C.C.F.	PATTERN	PATTERN	C.C.F.	PATTERN	PATTERN	C.C.F.
ENGLISH SUEDE	F		GLITZ	F		JAFFRAY	G+\$100	
ENGLISH SUMMER UB	G+\$50		GLOBEFISH	G+\$100		JAIL HOUSE	E	
ENHANCE	G		GOLDWYN	G+\$50		JOLIE	E	
ENTANGLE	G		GRACE	G+\$50		JUKE BOX	F	
EQUESTRIAN	G		GRAFTON	F		JULIET	E	
EQUUS	F		GRAIN	G		JUMP FOR JOY	G	
ESCAPE	G+\$50		GRAVITY	F		JUST DANDY	E	
ESSAY	G		GREAT DANE	G		KADDEN	G+\$100	
ETIENNE	F		GREAT PRETENDER	F		KASHDAN	G+\$50	
EXCURSION	G+\$100		GRID	G		KASSEL	G+\$100	
EXOTIC	F		GRIDLOCK	G		KENGA	G	
FASHION FABLE	E		GROSGRAIN	E		KIPS BAY	F	
FASHIONISTA	F		GROUND CONTROL	G		KLISMOS	G+\$100	
FATHOM	G+\$50		GUNTA	G+\$50		KOGLER	G+\$200	
FENNER	G		HASHTAG	G+\$50		KOI LILY	G	
FERNANDEZ	G+\$100		HATHAWAY	G		KRISTA	G+\$50	
FERRIS WHEEL	F		HAVEN	E		LAKE COMO	F	
FIBONACCI	G+\$100		HERITAGE	F		LANTERN	G	
FILIGREE	G		HIDDEN HILLS	G		LATE AUTUMN	G	
FILLY	F		HIGH BEAM	E		LATTE	F	
FIORANO	G+\$100		HIGH LINE	E		LEAF PRESS	G	
FIRST CLASS	G		HIGHLAND PARK	E		LEGEND	G	
FISCHER	F		HIGHWAY	F		LEHMAN	G+\$100	
FIT	F		HOLSTEIN	F		LEISURE	F	
FIXIE	F		HOMESPUN	F		LEO	G	
FLATIRON	E		HONEYCOMB	G+\$50		LEOPARD	F	
FLIGHTS OF FANCY	G		HOOK	E		LEX	E	
FLORIAN	G+\$150		HOOKAH	F		LEYLAND	E	
FLORIDA	F		HOOP	F		LIANA	G	
FLOURISH	G+\$50		HOOTENANNY	G+\$100		LIEGE	F	
FLOWER MARKET	G		HOPSACK	E		LINEN	E	
FOLIO	E		HOW DASHING	F		LIVERPOOL	G+\$50	
FOLLOW ME	G+\$50		HUSH	D		LOCKER ROOM	F	
FOLLOW THE LEADER	F		HYBERNIA	F		LONG NECKS	G+\$50	
FORMAGGIO	F		HYDE	G		LONGHORN	F	
FORMULA	G		IKAT	G+\$200		LOOM	E	
FREE HAND	F		IN RIO	E		LOS ALTOS	G	
FRIDA	G+\$50		INDEX	G		LOTTIE	G	
FRIDAYS	F		INDUSTRY	G		LOUNGE	E	
FRIENDSHIP	G		INFINITY	G+\$50		LUCE	G	
FROCK	E		INITIATION	E		LULU	G+\$50	
GALLON	G		INSALATA	F		LUSSO	G	
GECKO	G+\$150		INSIDEOUT	G+\$200		LUSTER	E	
GEDDES BLOCK	G+\$50		IRVING	E		MADMOISELLE	G	
GELATO	F		ISLE	G+\$100		MAISON	E	
GLAZED N CONFUSED	E		IVALOO	G+\$100		MAMMOTH	G	



fabric program

For memo samples or availability call Architex at 800.621.0827

ARCHITEX

√: CURRENT CARDED FABRIC
*: PATTERNS OR COLORS BEING PHASED OUT

PATTERN	PATTERN	C.C.F.	PATTERN	PATTERN	C.C.F.	PATTERN	PATTERN	C.C.F.
MANZANITA	G+\$100		OXIDE	G+\$50		RIPPLES	G+\$50	
MARLI	G+\$100		PACIFIC GROVE	G		RIVA	G+\$50	
MARQUEYSSAC	G+\$50		PADDLE LEAF	G+\$50		RIVER PARTY	F	
MARQUINETTE	G		PANE	F		ROADIE	F	
MATRIX	F		PANEL PLUS 112	E		ROCKY MOUNTAIN	F	
MEDLEY	G		PARAMOUNT	G+\$50		ROLLING HILLS	G	
MELANGE	G		PARKER PAISLEY	G+\$50		ROMAN	F	
MEMBERSHIP	G		PASTA	F		ROOM SERVICE	E	
MERCHANT	F		PASTIMES	E		ROSCOE	F	
MERRILL	G+\$50		PATENT	G		ROSE HILL	E	
METAL FLAKE	G		PATHWAY	G+\$100		ROTHSCHILD	G+\$50	
METAPHOR	E		PELLE	G+\$150		ROUND UP	F	
METHOD	G		PICK UP STICKS	G		ROUNDERS	G	
MIDDAY	G		PICKFORD	G+\$50		ROYALE	F	
MIDDLETON	F		PIET	G+\$50		RUG	G	
MIDLANDS	F		PIN DROP	G		RUSH WEEK	E	
MINERAL	G+\$50		PINKERTON	F		RUSTLER	G+\$100	
MINI SKIRT	G+\$50		PIPELINE	G		RUTH	G+\$50	
MINIMAL	G+\$50		PIQUE	G+\$50		RXU RECOVERY	F	
MISSING LINK	G		PLANAR	G+\$50		RYDER	F	
MOCASKIN	F		PLUSH	G+\$100		SACHET	E	
MODENA	F		POCONO	G		SALT SPRING	G	
MONOLITH	F		POLLO	F		SANDBOX	F	
MONTECITO	G		POOF	F		SATEEN	F	
MONTEREY	G+\$100		POSITANO	G+\$50		SCHINKEL	G+\$100	
MOONGLOW	G+\$100		PREMIERE	E		SCHWAB	G	
MOORS	F		PRESCRIPTION	F		SCOTTIE	G	
MORGAN	G		PRETTY	F		SCOTTSDALE	G	
MORIN	G+\$100		PRINTEMPS	G+\$50		SCUSI	G	
MORTAIO	G		PRIVET	E		SEABED	G+\$50	
MOTIVE	F		PROGRESS	G+\$100		SELZNICK	G+\$50	
MOUNTAINEER	F		PROSCIUTTO	F		SEMI PRECIOUS	F	
MOVIE TONE	G+\$50		PUMHOSL	G+\$150		SGT SALT N PEPPER	G+\$50	
MR EDDIE	G+\$100		PUMICE	F		SHABBY AND CHIC	F	
MUSE	E		QUADRO	G		SHARKSKIN	G	
NEBBIA	G		QUILT	F		SHILLING	F	
NEW BUCK	G		RADIUS	F		SHOW OFF	G+\$50	
NIGHT CODE	G		RANDOM	G		SHOWER	G+\$50	
NILI	G+\$50		RAZZLE DAZZLE	E		SHUTTLE	E	
ONLINE	G		REED	E		SIEGEL	G+\$50	
OOPS A DAISY	F		RELATIVE WHOLE	G		SIMPLICITY	G	
OPEN END	G+\$200		RENA	G		SINCLAIR	F	
OPEN WATER	G		REPTILE	F		SKYWAY	F	
ORBISON	G		REVERIE	E		SLICK	F	
ORCHESTRA	G+\$100		RHYTHMIC	G+\$50		SMOOTHIE	F	
OTTI	G+\$100		RING TOSS	F		SOCIAL SCULPTURE	G+\$150	

PATTERN	PATTERN	C.C.F.	PATTERN	PATTERN	C.C.F.	PATTERN	PATTERN	C.C.F.
SOHO	G		THEOREM	F		WEB	G	
SOLE	G		THEORY	G+\$50		WELLNESS	G	
SOMERSAULT	E		THRESHOLD	G+\$200		WEST POINT	E	
SOPHIA	F		THRIVE	G+\$50		WIGGLE	G	
SOUTH BEACH	F		TICKLE	F		WIND WAVE	G+\$50	
SPECTACLE	G		TIES	F		WISDOM	G+\$50	
SPELLBOUND	G		TINY BUBBLES	G+\$50		WISH	G	
SPIKE	G+\$50		TINY BUBBLES UB	G+\$50		YAVAPAI	G+\$100	
SPOONFUL	F		TONIC	F		YOU ARE A GEM	G	
SPORT JACKET	E		TOP 40	F		YOUR BIRD CAN SING	G	
SPRINKLE	G+\$50		TOPSY TURVY	G		ZEBRA	F	
STAMPEDE	G		TORTE	G				
STANLEY	G+\$50		TOULOUSE	F				
STARGAZER	F		TOUR	G				
STATE FAIR	F		TOWN N COUNTRY	G				
STEARNS	G		TRIBECA	E				
STIMULATE	G		TUPELO	G				
STRAIGHT UP	G		TWEED	E				
STRAWBERRY FIELDS	G+\$50		TWENTIETH CENTURY	G+\$50				
STREAK	E		TWIG	G+\$50				
STRIPE IT RICH	G+\$150		TWINKLE	F				
STRUCTURE	G+\$50		TYCOON	E				
STUTT GART	G+\$150		ULTIMA	G+\$50				
STUYVESANT	E		ULTRAPOSH	G				
SUITE	E		UNION AVENUE	E				
SUNSHINE	G		UNITE	E				
SURFACE	G+\$50		VACHE	G+\$150				
SWAYED	G+\$50		VALENCIA	G+\$100				
SWING	G+\$150		VALLOIRES	G+\$50				
SYLK	G+\$100		VALUE	E				
SYNTAX	G+\$50		VANISH	G				
TAILOR MADE	E		VELOCE	G+\$50				
TANGENT	G+\$50		VERANDA	G+\$100				
TANNERY	F		VERSA	E				
TAPATIO	F		VINO	G				
TEE OFF	F		VIP	E				
TEGAN	G		VIPER	G				
TEMPLETON	E		VITELLO	G				
TENACIOUS	F		VOGUE	F				
TERRA	G+\$50		VOILA	G				
TERRAIN	F		WADE	F				
TERRAIR	G+\$100		WAISTCOAT	E				
TETRIS	G		WAIUKU	G				
THALYS	F		WATCHER	G+\$100				
THE STREET	G		WATERFORD	F				
THEATRE DISTRICT	E		WAVES	G+\$200				



fabric program

For memo samples or availability call Arcom at 800.223.5466

ARCOM

√: CURRENT CARDED FABRIC
*: PATTERNS OR COLORS BEING PHASED OUT

PATTERN	PATTERN	C.C.F.	PATTERN	PATTERN	C.C.F.	PATTERN	PATTERN	C.C.F.
ALINE [Ⓢ] 1	G		FIORE	G+\$50		MOROCCO	G	
ALLEGRA [Ⓢ]	F		FIREFLIES [Ⓢ]	F		MURANO	G	
ALPHA	F		FORSYTHIA [Ⓢ] 2	G		MYSTIQUE [Ⓢ]	G	
ANALOG	G+\$50		FRANCESCA WOOL	G+\$100		NAVIGATOR	G	
ANTIGUA	G		FRANCESCA WOOL II	G+\$100		NETWORK	G+\$200	
ASTRAL	G		FRONTIER	E		NIAGARA	G+\$50	
BAUBLE [Ⓢ]	G+\$50		GALAXY	G		NIKKO1	G+\$50	
BEAT BOX [Ⓢ]	G		GATSBY	E		NOVA	G+\$50	
BLOCK PARTY	G+\$100		GEM	F		OASIS	G+\$50	
BLOOM	G+\$50		GLIMMER	G		OMEGA	F	
BLOSSOM	G+\$50		GRAMMERCY PARK [Ⓢ] 1	G		OVATION1	G+\$150	
BOARDWALK	F		GRAND CENTRAL [Ⓢ]	F		PALA	G+\$100	
BOUNCE [Ⓢ]	G+\$50		GRASSLAND [Ⓢ] 2	F		PALATINE	F	
BOURBON STREET	G		HEMISPHERE [Ⓢ] 1	G		PALATINE 2	F	
BROADWAY [Ⓢ] 1	G		HOPSCOTCH [Ⓢ]	F		PANACHE [Ⓢ]	F	
BRONCO	F		IGUANA	F		PARCHMENT1	G+\$100	
BUBBLY [Ⓢ]	G+\$50		ILLUSION	E		PEBBLE BEACH2	F	
CAMPUS STRIPE	G		IMPERIAL II ¹	CALL		PINBALL [Ⓢ]	G	
CANDY LAND	G+\$50		INTAGLIO	G		PINPOINT [Ⓢ]	G	
CARNIVAL	F		INTERSECT	F		PLATEAU	F	
CASABLANCA	G		ISABELLA	E		POLISHED	F	
CASSIO [Ⓢ]	F		JARDIN [Ⓢ]	G		POLO	G	
CHIT-CHAT [Ⓢ]	F		JING	F		POSH	G+\$50	
CHROMA	F		JULIET [Ⓢ]	G+\$100		PRISM	E	
CIRCUIT [Ⓢ]	G+\$100		KENDO [Ⓢ] 1	G+\$50		PROVENCE [Ⓢ]	G+\$350	
CIRQUE	G+\$50		KEY	F		QUAD	G+\$50	
CLARION	G		KINETIC [Ⓢ]	G+\$50		RADIANT [Ⓢ]	G+\$50	
COLUMN	F		KIRIGAMI	G		RADIUS	G	
CONSTANTINE	G+\$150		LANCASTER [Ⓢ] 1	D		RAVENNA	G	
COUTURE [Ⓢ] 1	G+\$200		LAUREL	G+\$50		RHYTHM	F	
CROSSROADS	G		LEAFLET [Ⓢ]	G		RINGLING	G	
DAKOTA	E		LEGACY	G		RIVIERA [Ⓢ]	G+\$50	
DAZZLE	G+\$150		LEONARDO [Ⓢ]	F		ROBOTIC	G	
DELPHI	E		LOTUS [Ⓢ]	F		RODEO	E	
DELTA	F		LUXE	G		ROUNDAABOUT [Ⓢ]	F	
DIAMOND DERBY [Ⓢ] **	G+\$50		LYRE	F		ROYAL GARDEN [Ⓢ]	G+\$50	
DUCHESS [Ⓢ] 1	D		LYRIC	G		SAGRADA [Ⓢ]	G+\$100	
DURANGO ²	E		MARATHON	F		SAHARA	G	
DYNASTY	G		MASQUERADE [Ⓢ]	G		SAMBA	G	
ECHO	G		MEADOW	G		SANTA FE	G+\$50	
ECLIPSE [Ⓢ]	G		MERIDIAN [Ⓢ]	D		SAVANNAH [Ⓢ]	G	
ESPRIT ²	G+\$50		MESA	F		SHIBORI	G+\$50	
ETC. [Ⓢ]	G		METRO [Ⓢ]	G+\$100		SHIMMER	F	
ETCH [Ⓢ]	F		MONTE CARLO	G		SILVER BIRCH [Ⓢ] 1	E	
FACET	G		MOON BEAM	G		SILVERADO	F	
FANFARE [Ⓢ] 1	G+\$300		MOON BEAM 2	G		SPECTRUM	E	



PATTERN	PATTERN	C.C.F.	PATTERN	PATTERN	C.C.F.	PATTERN	PATTERN	C.C.F.
SPIRIT		E						
SPOT-ON		G						
SPOTLIGHT©		G+\$50						
SPRING©*		G+\$50						
SPYRO©		G						
STONEHENGE©		G						
STRAND-IT		G+\$50						
STRATA©		F						
SUEDE SENSATION		F						
SYLVAN© 1		F						
SYMPHONY©		G						
TALLY		F						
TANGO©		G+\$50						
TATAMI©1		G+\$50						
TEMPO		G						
TERRAIN		F						
THEORY		D						
TRIO©		F						
TUSCANY©		G						
UPTOWN©		G+\$100						
URBAN©		G						
VIBE©		F						
VIBRATO©*		F						
VISTA		E						
VOLLEY©		G						
VOLT		G+\$200						
WHIRLWIND© 2		G+\$50						
WILLOW©1		F						
WONDERLAND©		G						
YOYO©		G+\$50						

fabric program

For memo samples or availability call CF Stinson at **800.841.6279**

CF STINSON

√: CURRENT CARDED FABRIC
*: PATTERNS OR COLORS BEING PHASED OUT

PATTERN	PATTERN	C.C.F.	PATTERN	PATTERN	C.C.F.	PATTERN	PATTERN	C.C.F.
ABACUS	G		CHLOE	F		GRAND SIERRA	D	
ACANTHUS	G+\$100		CHROMA	E		GROVE	G	
ACE	D		CIELO	G+		HANDS ON	G	
ACROBAT	G		CINNAMON BLOSSOM	G		HAPPY HOUR	E	
ADIRONDACK	G		CIRQUE	E		HAVEN	F	
AERO	G		CLEAN SLATE	E		HELIX	G	
AFFINITY	G		COCO	G		HIVE	D	
ALL AMERICAN	C		COLDEN	G		HORIZONS	G	
ALOHA	G		COLORGUARD	D		HOURLASS	G	
ARC	E		CONTINUUM	E		I SPY	G	
ARIOSO	F		CORE	D		IN THE GROOVE W/ AGION	G+\$100	
ASCEND	G		COTTONWOOD	F		INSIDE TRACK	E	
ASPEN	G		COURTYARD	G		INSIGNIA	G+\$100	
ATLAS	C		COZY	F		INTERPLAY	F	
ATMOSPHERE	D		CRYPTON METRO	E		INTERVAL	F	
AUBERGE	G		CRYPTON SUEDE	E		ISABELLA	G	
AVANT	D		CURVES AHEAD	G		JALA	G+\$100	
BALANCE BEAM	G		CYMA	G+\$100		JAMBI STRIPE	F	
BALI	G		DAKOTA	E		JASMINE SCREEN	G	
BAMBU-ENVITM	G		DART	D		JUXY	G	
BANYAN	G		DASH	E		KILKENNY TWEED	D	
BARI	G		DELPHI	G		LABYRINTH	G	
BASS LINE	G		DIFFUSION	G+\$100		LAREDO	C	
BEATBOX	F		DIVA	E		LATITUDE	E	
BEEP BEEP	G		DODGEBALL	F		LAVA	G+	
BESPOKE	E		DUET	F		LEAPS & BOUNDS	G	
BISTRO	D		E'LAN-HC	G+		LINDLEY PARK	D	
BLOCK PARTY	G		ELI	G		LINE DANCE	F	
BLOOM	G+\$100		ENGLISH PUB	D		LINKS	G	
BON VOYAGE	G		ENTRADA	G		LINUS	F	
BONGO	G		EQUINOX	F		LIQUID	E	
BRETON	G		EXCURSION	E		LUCENT	G+\$100	
BRYANT PARK	C		EXPRESSIONS	D		LUCKY CHARM	G	
BUDGET BLACK	B		FACET	E		MAKEOVER	G+\$50	
BURKSHIRE	D		FINITE	E		MALI	G	
CALLA	G		FIZZ	E		MALTA	G+\$50	
CAMINO	G+		FLEX	F		MANCHESTER	F	
CAPRENI	G		FLIP FLOPS	G		MARIMBA	F	
CARLISLE	D		FLORENTINE	F		MARTINI	G	
CASABLANCA	G		FOLIO	G		MATRIX	E	
CASSIDY	D		FREEHAND	E		MESA	G+	
CATALINA	G		FURROWS	E		MICA	E	
CATALYST	D		GEODESIC	G		MINGLE	G	
CATWALK	F		GEOMET	E		MOCCASIN	D	
CELESTE	F		GLACIER	D		MODENA	G	
CHAUNCEY	E		GLISTEN	G+		MODULATION	E	

PATTERN	PATTERN	C.C.F.
MONTAGE	F	
MONTANA	D	
MOXIE	G	
MUMBAI	G+\$100	
NATURAL WORLD	G	
NAUGALEATHER	D	
NAUGASOFT	D	
NEOCHROME III	D	
NEW HEMPSTEAD	D	
NEXT SCENE	G	
NOVA	E	
NOW & ZEN W/ AGION	G+\$50	
OLYMPUS	G	
ON THE MONEY	F	
OSCILLATE	G+\$50	
OXFORD	D	
PACIFICA	G+\$50	
PANACHE	G	
PANORAMA	G	
PARAPET	G	
PARK AVENUE	G	
PATRIOT PLUS II	D	
PERSUASION	F	
PETALS	F	
PLEXUS	G	
POLKA	D	
PORTICO	F	
POSH	F	
PRISMA	G	
PROFILE	G	
R.E.I.L.	C	
RADIANCE	G+\$100	
RAFFIA	E	
RAINIER	D	
RALLY	C	
RAQUETTE	F	
REALM	F	
RESPIRE	G+\$50	
RETROGRADE	D	
REVOLVE	G+	
RIALTO	D	
RIPPLE	G+	
RIVERA	G	
ROGUE II	C	
ROLLING STONES	G	
SALINAS	G+\$100	

PATTERN	PATTERN	C.C.F.
SAN SIMEON	G+\$50	
SATELLITE	E	
SCINTILLATE	G+\$50	
SCOUT	D	
SCRIBE	E	
SCRIPT	E	
SEAGRASS	G	
SECOND ACT	G	
SEDONA	G+	
SENTRY	D	
SERPENTINO	G+\$50	
SEVILLE	G+\$50	
SHANTUNG	D	
SIDELINE	E	
SILVERADO W/ AGION®	G+	
SIMPLICITY	D	
SKYLINE	G+\$50	
SLEEK	E	
SLIGHTWAVE	G	
SMILE	F	
SMOOTHIE	D	
SNUGGLE	E	
SOLITAIRE	F	
SPANDREL	F	
SPARK	G+\$100	
SPHERE	E	
SPINDLES	G+\$100	
SPIRIT MILLENNIUM	D	
SPLASH	G	
SQUIRE	F	
STAT-CON	F	
STELLAR	E	
STERLING W/ AGION	G+	
STIPPLE	E	
STITCH IN TIME	E	
STRAIGHT AND NARROW	F	
STRATFORD	G+\$150	
SUMATRAN PALM	G	
SUMMIT	F	
SUNBURST	G	
SUNDANCE W/ STAKLEEN™	F	
SUNSWEPT	G	
SUPERSILLYNESS	G+\$50	
SWIVEL	G	
SYMPHONY CLASSIC	D	
TAKE TWO	G	

PATTERN	PATTERN	C.C.F.
TENDER	G+	
TENDRIL	D	
TESSELLATE	G+\$50	
TESSUTO	E	
THICKET	D	
TILES TOO!	G	
TO THE POINT	F	
TRACING	E	
TRANSCEND	D	
TRAX	E	
TREE HOUSE	F	
TRIBECA	D	
TRUE PATH W/ AGION	G+\$50	
TUSCAN HILLS	G+\$50	
TWEED	F	
UMBRIAN RAIN	G+\$50	
UP TEMPO W/ AGION	G+\$50	
VALISE	E	
VARATI	G+\$100	
VEGAS	D	
VELOCITY	F	
VERDURE - ENVI™	F	
VERMONT	G	
VERVE W/ AGION	G+\$100	
VIBE	F	
VIEW	G+\$50	
VINEYARD	G+\$100	
VINTAGE	G	
VISION	D	
VOLTAGE	G+\$50	
VOLTERRA-HC	G+	
VORTEXIA	G+	
WALK THE LINE	G	
WATERWAND	G+	
WHIRL	G	
WHISPER	D	
WHITNEY	E	
WICKER	G	
WILLOW TALK	G	
WINK W/ AGION	G+	
WISH	G+\$150	
WYATT	E	
YBOR	G	
ZIGGY	D	
ZODIAC	E	
ZOOM	F	



fabric program

For memo samples or availability call DesignTex at 800.221.1540

DESIGNTEX

√: CURRENT CARDED FABRIC
*: PATTERNS OR COLORS BEING PHASED OUT

PATTERN	PATTERN	C.C.F.	PATTERN	PATTERN	C.C.F.	PATTERN	PATTERN	C.C.F.
ABAYA	G+\$150		BOTANIQUE	E		DELAINÉ	F	
ABEX	G+\$50		BOTTLE BANK	G		DHARMA STRIPE	E	
ACACIA	F		BOUNCE	G		DICHOTOMY	G+\$100	
AGAPETOS	F		BOYNE	E	√	DOT TO DOT	G	
AGAVE	G		BREENA	E		DRAWING STRAWS	F	
AGGREGATE	E	√	BRISBANE	G+\$150		DRIVE-IN	G	
ALCAZAR	F		BROOCH	F		EASTSIDE	G	
ALCHEMY	E		BUNTA	E		ELOQUENT	E	√
ALEMANY	G		CABOOSE PLUS	G+\$100		EPIPHANY	F	
ALETHOS PLUS	G+\$50		CAILLOU	F		ESSENCE (HOSP. ECO)	C	
ALISTAIR	F		CAIMAN	F		ESTUARY	F	
ALKAI	G+\$50		CALM	G		EXMOUTH	CALL	
ALLURE	F		CASCADIA	E		FACONNE	G	
ALPINE	E		CASSAVA	G		FAUX SURE	G	
AMARANTH	G		CATALYST	E		FIGURE EIGHT	F	
AMUSE	G		CESTINO	G+\$50		FLORIN	F	
AMWELL	CALL		CHANDELIER	G+\$50		FLUX	G	
ANELLO	E		CHAPITEAU	E		FORTUNA	G+\$100	
ANNEX	F		CHECKER STRIPE	G+\$100		FREEZE FRAME	G+\$50	
ARGIANO	E		CHEVRON	G+\$300		FRIENDLY FAUX	G	
ARRAY	G+\$150		CHICORY	G		FUSE	G	
ASTER	G+\$100		CHROMATIC	E		GALE	F	
ASTRID	E		CIRCA	F		GALLONE	F	
ATTUSH	G		CIRCOLO	E	√	GAMUT	D	
BAINBRIDGE	G+\$150		CIRCUMFERENCE	G+\$50		GAUGE	G+\$50	
BANDA	F		CLAIRE	G+\$150		GENOISE	CALL	
BARATTO	G+\$50		CLERKENWELL	CALL		GLEN ARBOR	E	
BARNSBURY	G		CLOVIS	G		GRADATE	F	
BARQUE	G+\$200		CLYDE	G+\$100		GRAMERCY	G+\$250	
BASKETRY	G+\$350		COBBLE	G+\$300		GRANDEUR	D	√
BATTISTA	G+\$100		CONCEPT	G		GREAT LAKES	E	
BEE	E		CONVERGE	G		GRIGLIA	E	√
BEGUILLED BY THE WILD	F		COROLLE	E		GUILD	G	
BERBER STRIPE	G		COUPE	G		HENRIETTA	G+\$150	
BIG DOT	F		CROSS COURT	G+\$50		HENRIK LARGE	G+\$50	
BILLIARD CLOTH	F		CROSSHATCH	G		HENRIK LARGE W/KNIT BACKING	G+\$100	
BIRCH BARK PLAID	G		CROSSOVER	E	√	HENRIK SMALL	G+\$50	
BIT	F		CROSSWIND	F		HENRIK SMALL W/KNIT BACKING	G+\$100	
BLISS	G		CULEBRA	G+\$150		HONOR PLUS	G+\$100	
BLOCK PRINT	G		CUSCO	G+\$150		HORIZON	G+\$50	
BOLT	F		CUT & PASTE	G+\$50		HOUNDSTOOTH PLAID	G+\$350	
BOLZANO	E		DAHLIA	G		HULA HOOP	G	
BON BON	G+\$50		DAPPER	E		HYPHEN	F	
BORDO	G		DART	F		INERTIA	G	
BOREAS	G+\$50		DASHING	E	√	INGA LARGE	G+\$50	
BOSSA NOVA	G		DECOR	G+\$50		INGA LARGE W/KNIT BACKING	G+\$100	

PATTERN	PATTERN	C.C.F.
INGA SMALL	G+\$50	
INGA SMALL W/KNIT BACKING	G+\$100	
INLET	F	
INSIDE EDGE	F	
INTERLOCK	F	
INTROVERT	E	
IRREGULAR GRID	F	
ISOMETRY	G	
ISOTOPE	F	
JOURNEY	G+\$150	
JUNGLE GYM	G	
JUXTAPOSITION	G	
KABUKI	F	
KALAHARI	F	
KANTHAS	G+\$200	
KENAF	G	
KLANGE	F	
KOMPOSITION	F	
LAGOON	E	
LANDAU	G	
LAQUE	E	
LAUREATE	G	
LEAFETTE	E	
LEAVES	F	
LELAND	E	
LESS IS MORE	E	
LINARI	E	
LINDOS	F	
LINE ITEM	G	
LINO	E	
LIORÉ	E	
LITTLE DOT	F	
LOFTY	E	
LOLLAND	G+\$200	
LOOP TO LOOP	G+\$50	
LORIEN	G+\$50	
LUDINGTON	D	
LYDIA	G+\$150	
M	G+\$250	
MAGLIA	G	
MAJOLICA	G+\$50	
MANDALA	F	
MARGIN	G+\$150	
MASQUERADE	G+\$50	
MATCH POINT	G+\$50	
MELANGE	E	

PATTERN	PATTERN	C.C.F.
MELROSE	G+\$200	
METAMORPHOSIS	G+\$100	
METTA	E	
MICROGRID	F	
MIGRATION	G+\$100	
MINGLE	F	
MODERN TWEED	G+\$150	
MODERNE	G	
MOHAIR PLUS	G+\$250	
MOHAIR PLUSH III	G+\$250	
MOHAIR PLUSH IV	G+\$250	
MORNING STAR	F	
MYDDLETON	CALL	
NEGRIL	G+\$150	
NEW SELKIRK	G+\$100	
NEXUS	G	
NIELLO	F	
NISA	E	
NOBLE	E	
NONCHALANT	E	
ODEON	F	
OPHIDIAN	F	
OPULENT	E	
OSCILLATE	G	
OXFORD STRIPE	G+\$50	
PALOMINO	F	
PARADIGM	G+\$250	
PARGA	E	
PASSAGE	G+\$50	
PAVILION STRIPE	E	
PEN & INK	G	✓
PERPENDICULAR	G+\$50	
PHASE	E	
PIANTA	E	
PIGMENT	G+\$50	
PIIKI	G	
PIKA	E	
PINBALL	G	
PIVOT	F	
POINT	G+\$50	
POLYGON	G+\$150	
POP ART	G	
PORTE	E	
POSEY	G	
PRAIRIE	E	
PRANA	G+\$50	

PATTERN	PATTERN	C.C.F.
PRECISION	F	
PUEBLO	G	
QUINTESSENCE	G	
RAZOR STRIPE	G	
REEF	D	✓
REFINE	E	
RESTORE	F	
REUSE	G+\$50	
RICE	F	
RIO GRANDE	F	
RIVERGRASS	E	
RIVET	F	
RIVET PEARL	F	
ROBYN	G+\$150	
ROCKET	D	✓
RONDINE	E	
ROSARIO	G+\$150	
ROSSLYN	G+\$50	
ROTARY	G+\$50	
ROTHESAY	G+\$50	
ROUGH & READY II	F	
ROUND ABOUT	F	
ROUND LEAVES	G+\$50	
RUMELI	E	
SALVAGE	F	
SAMBA	G+\$50	
SAMBA OTRA VEZ	G+\$50	
SANDPIPER	D	✓
SANTIAGO	G+\$150	
SAUGATUCK	E	
SAVILLE PLAID	G+\$100	
SEE SAW	G	
SEED	F	
SENNA	G	
SEQUENCE	G	
SHIMMERING TIDE	G+\$100	
SKYE	G+\$100	
SKYLARK	E	
SOCK HOP	G	
SODA POP	G	
SONIC PLUS	G	
SOOTHE	G	
SORANO	E	
SOUTHSIDE	G	
SPANDAU	E	
SPIRO	G	



fabric program

For memo samples or availability call DesignTex at 800.221.1540

DESIGNTEX

√: CURRENT CARDED FABRIC
*: PATTERNS OR COLORS BEING PHASED OUT

PATTERN	PATTERN	C.C.F.	PATTERN	PATTERN	C.C.F.	PATTERN	PATTERN	C.C.F.
SPLENDOR	E		VARIANT	G+\$100				
STACKS	G		VERSED	D	√			
STEPPE	E		VIVID	D				
SUGAR SHOOTS	G		VOLLEY	G+\$50				
SUNBURST	G+\$100		VOX	F				
SUSTAIN	E		W	F				
SWAYED	G+\$250		WELL ROUNDED	D	√			
SWING SET	G		WENSLEY	G				
SYNTHESIS	F		WESTSIDE	G+\$50				
TAFTAN	F		WINSOME	D	√			
TAFTAN UNFINISHED	F		WIRE	G+\$100				
TAILORED STRIPE	E		WOOD WORK	G+\$100				
TARASCON	E		WOODCUT	F				
TERRAIN	G		WREN	D				
TERRANCE	G+\$150		YORUBA	G				
TERRASSE	E		YUCCA	F				
TESSELLATE	G+\$100		ZHUBA	E				
TETRIS	G		ZOCALO	G				
THE LAST APHID	G+\$50							
THEORY	E							
TINOS	G							
TIRANA	G+\$150							
TITANIUM	G+\$100							
TO THE POINT	E							
TOKEN	G							
TOMBOLO	F							
TOP SPIN	G+\$50							
TRACE	G+\$300							
TRAMWAY	G							
TRANSPORT	G							
TRANPOSE	F							
TRAVERTINE	F							
TROCADERO	G							
TUMBLE STONES	G+\$100							
TUMBLEWEED	G							
TUPI	G							
TWEED	G+\$250							
TROCADERO	G							
TUMBLE STONES	G+\$100							
TUMBLEWEED	G							
TUPI	G							
TWEED	G+\$250							
URBAN GRID	G							
VALANKA	G							
VALET	E							
VALLETTA	G+\$150							

fabric program

For memo samples or availability call Maharam at **800.645.3943**

MAHARAM

√: CURRENT CARDED FABRIC
*: PATTERNS OR COLORS BEING PHASED OUT

PATTERN	PATTERN	C.C.F.	PATTERN	PATTERN	C.C.F.	PATTERN	PATTERN	C.C.F.
ABACUS	G		COACH CLOTH	G+\$300		FLUENT CRYPTON	G	
ABACUS STANDARD	E		COBBLESTONE	G+\$350		FOCUS	F	
ABOVE	G		COIN	C	√	FOLD	G	
ACRE	G		COIN CRYPTON	G		FOLKLORE	G+\$300	
ACROSS	G		COINCIDE	E		FRACTION	G+\$50	
AKIMBO	G		COINCIDE HIGH PERFORMANCE	G		GARDEN BY HELLA JONGERIUS	G+\$150	
ALIGN	G		COLLINE BY KVADRAT	G		GEOMETRI BY VEMER PANTON	G+\$300	
ALLOY	F		COLORWHEEL BY HELLA JONGERIUS	G+\$150		HALLINGDAL BY KVADRAT	G+\$100	
ALPINE	G+\$300		COLUMN	G		HELIX	G+\$100	
ALTER	F		COMMENTARY	G		HINGE	G	
ANAGRAM	G+\$100		COMPOUND	G		HOUNDSTOOTH BY PAUL SMITH	G+\$200	
ARABESQUE BY ALEXANDER GIRARD	G+\$250		CONFETTI BY HELLA JONGERIUS	G+\$200		HUM	F	
ARTICLE	E		CONTRARY	G+\$100		INTERTWINE	G	
BALUSTRADE	G+\$50		COUPLE	G+\$50		KINDRED	G	
BANISTER	G		COVER	F		KNOT	G+\$250	
BAR	C	√	CREW	G+\$50		LARIAT	F	
BAR CRYPTON	G		CRISP	E		LATCH	G+\$50	
BASEL BY KVADRAT	G		CROSSPATCH BY CHARLES AND RAY EAMES	G+\$250		LEDGER	F	
BEAM	G+\$50		CRUSH	G		LETTERS BY GUNNAR AAGAARD	G+\$300	
BEFORE	F		DART	G+\$50		LINEAGE	F	
BEVEL	F		DASH	F		MANNER	C	√
BITMAP	F		DECODE	G		MARQUEE	E	
BLIP	G+\$50		DESIGN BY JOSEF HOFFMANN	G+\$250		MEANDER	G	
BLUMEN BY DAGOBERT PECHE	G+\$250		DINGBATS	G+\$200		MECHANISM	G+\$100	
BOUND	F		DISC	C	√	MEDIUM	C	√
BOUNDARY	F		DISC CRYPTON	G		MERIDIAN	G	
BRIDGE	F		DISPERSE	G		MESSENGER	C	√
CANDID	F		DITTO	G+\$50		METRIC	C	√
CANVAS BY KVADRAT	G		DIVIDE	C	√	MICRO	F	
CARAPACE BY HELLA JONGERIUS	G+\$200		DIVIDE CRYPTON	G		MIKADO BY ALEXANDER GIRARD	G+\$250	
CARRY	F		DIVINA BY KVADRAT	G+\$50		MILESTONE	E	
CARTOUCHE	G		DIVINA MD BY KVADRAT	G+\$50		MINERAL	G	
CENTRIC	G+\$100		DIVINA MELANGE BY KVADRAT	G+\$50		MINIMAL	G	
CERTAIN	G		DIVISION	F		MORTISE	G	
CHANCE	G		DOT PATTERN BY CHARLES AND RAY EAMES	G+\$250		OBLIQUE	C	√
CHECKER BY ALEXANDER GIRARD	G+\$300		DOUBLE TRIANGLES BY ALEXANDER GIRARD	G+\$300		OFFSET	G+\$100	
CHECKER SPLIT BY ALEXANDER GIRARD	G+\$300		DRAPE BY KONSTANTI GRICIC	G		OMEN	G+\$50	
CHENILLE CORD	G+\$100		EMBLEM	G		OPTIK BY VERNER PANTON	G+\$300	
CHENILLE STRIPE BY ANNI ALBERS	G+\$250		EBMOSS	G		ORAKELBLUME BY KOLOMAN MOSER	G+\$250	
CHIME	F		EXAGGERATED PLAID BY PAUL SMITH	G+\$350		OUTBACK BY KVADRAT	G+\$100	
CHOCK	G		EXCHANGE	F		OVERLAP	F	
CINCH	F		FACETS BY ALEXANDER GIRARD	G+\$300		PAINTED STRIPE	G+\$300	
CIPHER	G+\$100		FASTEN	G+\$50		PALIO BY ALEXANDER GIRARD	G+\$200	
CIRCLES BY CHARLES AND RAY EAMES	G+\$250		FATHOM	F		PARK BY HELLA JONGERIUS	G+\$150	
CIRCUIT	G		FIDDLE	G+\$50		PAVEMENT BY GEORGE NELSON	G+\$250	
CLIMB	G+\$100		FLORET	G		PENNANT	G+\$50	

PATTERN	PATTERN	C.C.F.	PATTERN	PATTERN	C.C.F.	PATTERN	PATTERN	C.C.F.
PERIPHERY	G+\$300		SUDDEN	G				
PICK	C	✓	TAILOR	F				
PICK CRYPTON	G		TALLY	G				
PLAIT	F		TANGRAM	G+\$200				
PLAIT HIGH PERFORMANCE	G		TECHNIC	C	✓			
PLURAL	G+\$250		TELARY	G+\$150				
PLY MESH BLACK/TAN	G+\$300		THE STORY OF MY LIFE	G+\$300				
POCKET	G		TILT	G				
POINT BY PAUL SMITH	G+\$350		TOKYO BY KVADRAT	G+\$150				
QUATREFOIL BY ALEXANDER GIRARD	G+\$250		TONICA BY KVADRAT	G				
QUICK	F		TONUS BY KVADRAT	G+\$50				
RADIANT	G+\$150		TOPAS BY KVADRAT	G+\$50				
RECOLLECTION	G		TRAIT	G				
REEL	G+\$100		TRANSPORT	G+\$250				
REMIX BY KVADRAT	G		TREAD	G+\$50				
REPLY	E		TREAT	G+\$50				
RIDDLE	G		TREES BY HELLA JONGERIUS	G+\$200				
RING	F		TRELLIS	G+\$50				
RISE BY KONSTANTI GIRCIC	G		TREMOR	G				
RUBRIC	G		TRIO	G+\$150				
RUNNER	G		TURN	G+\$50				
RUNNER STANDARD	E		TWICE	F				
SALON	G+\$200		TWINE	G				
SCOUT	G+\$50		UNISOL BY VERNER PANTON	G+\$300				
SCRIBE	G+\$50		URBAN	G				
SCUBA	F		VARY	F				
SEAM	F		VASES BY HELLA JONGERIUS	G+\$150				
SHADOWBOX	G		VENN	G				
SHEEN	G		VESTIGE	G				
SHUTTLE	G		VINEYARD BY HELLA JONGERIUS	G+\$150				
SHUTTLE STANDARD	F		VOYAGE	G+\$250				
SKEIN	F		WATERBORN BY KVADRAT	G+\$300				
SMALL DOT PATTERN	G+\$250		WAXEN	F				
SNAP	G+\$150		WEDGE	G				
SOFT TWEED	G+\$200		WEIMAR	G+\$150				
SORT	F		WHIRL	F				
STACK	F		WOOL RIB	G+\$200				
STAR BY KVADRAT	G+\$100		WRAP	F				
STATURE	F							
STEADY	F							
STEADY CRYPTON	G							
STEELCUT BY KVADRAT	G+\$50							
STEELCUT TRIO BY KVADRAT	G+\$50							
STRAND	G							
STRIDE	F							
STRUM	G							



fabric program

For memo samples or availability call Momentum Textiles at 800.366.6839

MOMENTUM TEXTILES

√: CURRENT CARDED FABRIC
*: PATTERNS OR COLORS BEING PHASED OUT

PATTERN	PATTERN	C.C.F.	PATTERN	PATTERN	C.C.F.	PATTERN	PATTERN	C.C.F.
ACE	C		CROSSING COLORS	G+\$50		INHABIT	G+\$50	
AGORA	E		CRUX	F		INNER CIRCLE	G	
ALIGN	G		CURRENT	C	√	INSIGHT	B	√
ALLEGORY	G		DASH	G		INTERIM	G	
AMENITY	G		DAYSPELL	G		INTERMEZZO	G+\$50	
AMUSE	D	√	DECODE	D		INTERMIX II	E	
APRIL	F		DELVE	F		INTERSECT	E	
ARDOUR	G		DIVE	F		INTERVAL	B	√
ARRANGE	G		DIVIDEND	G+\$50		ISLA	E	
AUDIO	G		DRAWING LINES	G		JARDIN	G	
AUDUBON	G+\$50		DRIFT	G		JARGON	C	
AVENUE	E		DUO	G		JEST	G	
AXIS	B	√	ECHO	F		JITNEY	F	
BANDWIDTH	F		EDISON	G		JUNCTURE	G+\$50	
BANGLE	B	√	EFFLORESCE	G+\$50		KEYNOTE	E	
BANTER	G+\$50		ELEMENT	F		KINDLE	F	
BASIS	C		ELEVATE	G+\$50		KINDRED	F	
BEELINE	C	√	EMANATE	G+\$50		KINNEY	D	√
BENTO	G		EON	D	√	KNACK	C	√
BEEP	E		EPIC	C	√	KUDOS	G	
BESTOW	G+\$50		ESTRELLA	G		LINEUP	C	√
BIAS	G		EVOLVE	G		LIVIA	G+\$50	
BLOC	G		EXPO	C		MALMO	G+\$50	
BOOM	D	√	FELIZ	G		MARATHON	C	
BOXCAR	G		FLECTION	G		MATTER	F	
BRAVO	E		FLUX	G		MAX	E	
BRAVO II	E		FOCAL	E		MEDLEY	E	
BRISK	G		FORAY	E		MELODEON	G	
CAIRNS	G+\$50		FREE	C	√	MENSA	G	
CAMBER	G		FUSE	B	√	MILLENNIUM	C	
CANTER	B	√	GAUGE	C	√	MIX	G	
CAROUSE	G		GEO	G+\$50		MODA	C	
CASHMERE	B		GESTURE	F		MOJO	G	
CASHMERE II	B	√	HABIT	D		MOLTO	G+\$50	
CATALOGUE	G		HEARSAY	G		NAGOYA	G+\$50	
CENTRIC	G		HEYDAY	G		NEON	G	
CHARADE	G+\$50		HUE	C	√	NIMBLE	G+\$50	
CHIPPER	G		HULA	G		OATH	F	
CIENEGA	G		ICON	F		ODYSSEY	C	
CINCH	B	√	IDENTITY	G		OHS	G+\$50	
CITE	G		IDIOM	G		ORIGIN	B	√
CLANG	D		IDYLL	G		PACE CRYPTON	F	
CONTEXT	B	√	IMPACT	D	√	PACE IN CASE	E	
CORE	B	√	INDEX	G+\$50		PAINTING STROKES	G+\$50	
COURSE	G		INFINITY	C		PANORAMA	G	
COVER CLOTH	E		INFUSION	F		PARAGON	F	

PATTERN	PATTERN	C.C.F.	PATTERN	PATTERN	C.C.F.	PATTERN	PATTERN	C.C.F.
PARKSIDE CRYPTON	F		TACTIC	G+\$50				
PARKSIDE IN CASE	E		TANGENT	B	✓			
PERK	B	✓	TATE	B	✓			
PHOTON	G		TELEGRAM	G				
PROPENSITY	C	✓	TESLA	G				
PROSPECT	E		TETRA	E				
PROXIMITY	G+\$50		STONE	F				
QUIRK	D	✓	TORQUE	G+\$50				
RALLY	G		TRADITION	C				
RATIO	B	✓	TROVE	G+\$50				
RECOLLECTION	G		TURIN	G+\$50				
REDUX	E		TWIST	G				
REIN	E		UPSIDE	F				
REIN II	E		VARIO	E				
REVOLVE	G+\$50		VEER	F				
RIGA	G+\$50		VELOCITY	E				
ROW	E		VENUE	E				
SCAN	G		VIA	C	✓			
SCAPE	G		VIVA	F				
SCRIBE	E		VOX	C	✓			
SECTOR	C	✓	WANDER	G				
SENSE	F		WEAVING PALETTES	G				
SIDEBAR CRYPTON	F		WHIM	G				
SIDEBAR IN CASE	E		X-FACTOR	F				
SILICA	F	✓						
SILICA ETCH	G+\$100							
SILICA LEATHER	F							
SILICA TECH	G							
SKIP	D							
SMALL TALK	G							
SOLACE	D	✓						
SOLO	E							
SOLO2	E							
SOMA	G							
SORT	G							
SPAN CRYPTON	F							
SPAN IN CASE	E							
SPIN	G							
STANCE	E							
SUBLIME	E							
SUBLIME II	E							
SWAY	F							
SYMBOL	G+\$50							
SYNERGY	E							
SYNTAX	D							
TACT	E							



customer's own material program

Ordering Instructions

Contact customer service for inquiries regarding COM/COL or follow the instructions below to assure the best results to produce your COM/COL order.

1. Complete 9to5 Seating COM/COL form (see opposite page or download from website) and send it to 9to5 Seating along with fabric sample.
2. All COM/COL fabrics must be approved by 9to5 Seating and will not be scheduled for production until the entire yardage/ square footage requirements have been received. Approval can be completed by 9to5 Seating in 24 hours. 9to5 Seating will not return any excess COM/COL material.
3. For non-directional, plain, solid colors or non-patterned fabrics, please follow COM yardage requirements as specified under each individual model number in our price list. For fabrics which require special application or direction, please attach a sample of the COM fabric to our COM form. Include all information and return to 9to5 Seating at address shown below.
4. **All COM textiles received at 9to5 Seating must be clearly marked with customer's name, purchase order number, 9to5 Seating sales order number (if available) and any special instructions for application of textile.**

Send fabric to:

9to5 Seating
Attn: COM Fabric Receiving
3211 Jack Northrop Ave.
Hawthorne, CA 90250

5. Upon receipt of COM textile, a production date will be given to the order and you will receive an acknowledgement by fax or email.

Note:

1. The yardage figures shown throughout the price list are estimates only. Calculations are based on 54" wide material with no repeat and cut in the woven way cutting direction for a single chair. For specific yardage based on width of material, chair model, and quantity, please contact 9to5 Seating.
2. For large quantity orders please contact customer service for more precise yardage requirement. Actual yardage requirement per chair often decreases with larger orders.
3. To calculate COM yardage, use the chart below as a guide and

add appropriate amounts to the generic yardage requirements listed in the pricer

FABRIC		2"-14"	15"-27"	28"-36"
WIDTH	GENERIC YARDAGE	REPEAT	REPEAT	REPEAT
54"		+20%	+30%	+40%

4. COL: Leather quality can vary depending on the size of the hides. Larger hides (50 to 60 SQ FT) tend to be higher quality and yield. Smaller hides (40 to 50 SQ FT) tend to have more quality issues that may cause smaller yields, requiring the need for additional hides to be ordered
5. For all COL orders, 9to5 Seating cannot take responsibility for the need to order additional COL due to quality issues and related small material yields

PLEASE SEND A COMPLETED PHOTOCOPY OF THIS PAGE TO 9T05 SEATING

DATE:	ACCOUNT NUMBER:
DEALER NAME:	PURCHASE ORDER NUMBER:
ADDRESS	CITY/ZIP CODE
9T05 ORDER NUMBER (IF AVAILABLE)	PHONE NUMBER
MODEL NUMBER	DEALER CONTACT
QUANTITY	

TEXTILE INFORMATION

MILL	FABRIC NAME/NUMBER
FABRIC COLOR	TOTAL YARDAGE SHIPPED

APPLICATION

IS THERE A DESIRED TOP AND BOTTOM TO THE FABRIC?	IS THE FABRIC STRIPE OR TWO-COLOR PLAID?
<input type="checkbox"/> YES <input type="checkbox"/> NO	<input type="checkbox"/> YES <input type="checkbox"/> NO

CHECK APPROPRIATE BOX FOR YOUR CHOICE OF FABRIC DIRECTION

HORIZONTAL <input type="checkbox"/>	
VERTICAL <input type="checkbox"/>	

TOP
<p>ATTACH SAMPLE TEXTILE HERE WITH DESIRED FACE AND DIRECTION DISPLAYED. IF THERE IS A PATTERN OR REPEAT, THE SAMPLE SHOULD BE LARGE ENOUGH TO SHOW ENTIRE REPEAT.</p>
BOTTOM



CAL TB 133

fire code

9to5 Seating's entire line of office seating meets California Technical Bulletin 117-2013 (CAL TB 117-2013) which has been in effect since January 1, 2015. This is a standard by which upholstered furniture has been tested for approval to meet a minimum fire standard. 9to5 Seating's standard product is not designed to meet California Technical Bulletin 133. However, upon special request, most 9to5 Seating products can be manufactured to meet the California Technical Bulletin 133 (CAL TB 133).

CAL TB 133

CAL TB 133 is the standard of furniture flammability required by the California Bureau of Home Furnishings and Thermal Insulation for furniture used in public buildings. New requirements proposed for furniture used in public buildings such as:

TB133 is a requirement for the city of Boston

Healthcare Facilities, Convalescent Homes, Public Assembly Areas of Hotels and Motels, Hospitals, Board and Care Homes, Stadiums, Licensed Child Care Facilities, Prisons and Jails

CAL TB 133 Test

CAL TB 133 is a full scale fire test for furniture manufactured for use in public buildings. The standards do not specify how to construct furniture, but only how it should perform when tested by the following procedures:

A finished piece of furniture, never single components, is placed in a 10' x 12' x 8' chamber and is tested by applying a gas flame for 80 seconds. Then measurements are taken for the rate and amount of heat generated, temperature of the test room while furniture is burning, smoke capacity, amount of carbon monoxide generated and mass loss of the furniture for one hour or until the fire is completely extinguished.

A solution to pass this fire standard test is to sandwich a fire blocking liner between the foam and fabric of our chairs. This liner acts as a 'fire extinguisher' by smothering the flame. As a response to CAL TB 133, and in order to meet customer's needs, 9to5 Seating has designed a variety of models and fabrics that can be combined to meet this new standard.

CAL 133 Models

The following models when combined with approved textiles and blocker meet the CAL 133 standard: All plastic models of Shuttle and Bella are also approved.

Agent: 1425, 1426, 1428, 1660, 1666, 1668, 1680,

Aria: 1860, 1866, 1868, 1880

Bella: 1310, 1315, 1320, 1325, 1326, 1328, 1360, 1365, 1370, 1375, 1376, 1378

Bristol: 2360, 2366, 2368, 2380

Cayman: 2800, 2800-GT, 2810

Cosmo: 3250, 3260, 3250-GT

Cydia: 3300, 3300-GT, 3310, 3310-GT, 3306, 3308, 3315, 3316

Enduro: 1960, 1966, 1968, 1980

Link: 1410, 1415

Logic: 1760, 1766, 1768, 1780, 1790

Precept: 1725, 1726, 1728, 1725-GT

Shuttle: 1210, 1215, 1250

Strata: 1545, 1546, 1548, 1555, 1560, 1565, 1580, 1585, 1560-GT, 1566, 1568, 1561, 1563

Vault: 1460, 1466, 1468

Vesta: 3060, 3061, 3063, 3065, 3066, 3068, 3080, 3085

COM CAL TB 133

COM compliance for CAL 133 models listed above can be determined by specifying upholstery with the exact characteristics as approved 9to5 Seating fabrics or by conducting a full chair burn test. The non-discountable test fee for each chair-fabric combination is \$500.00 net.

CAL TB 133 Upcharge

- 1 - 49 chairs: \$100 List Upcharge
- 50 + chairs: \$50 List Upcharge

To Order CAL TB 133

Please allow a 15 day lead time. Clearly specify CAL TB 133 on order, choose your desired fabric, from options above, then add the indicated amount above to the standard list price.

To Check Purchased Seating For CAL 133

To determine whether your current 9to5 Seating chair meets CAL TB 133, or to check an order you have recently received, check the bottom of the chair seat pan for the label shown below.

If your chair does not show this tag below, then your chair does NOT meet CAL TB 133

NOTICE

This article is manufactured for use in public occupancies and meets the flammability requirements of California Bureau of Home Furnishings Technical Bulletin 133. Care should be exercised near open flame or with burning cigarettes.

two tone option

Ordering Instructions

Two Tone Contrasting Seat and Back

When the seat and back fabric or vinyl are different on a single chair, clearly indicate your selection for each on your purchase order. If the two selections are from different grades, price the chair(s) at the higher of the two grades.

Available on:

Agent, Bella, Brio, Bristol, Enduro, Logic, Precept and Shuttle.

DATE:

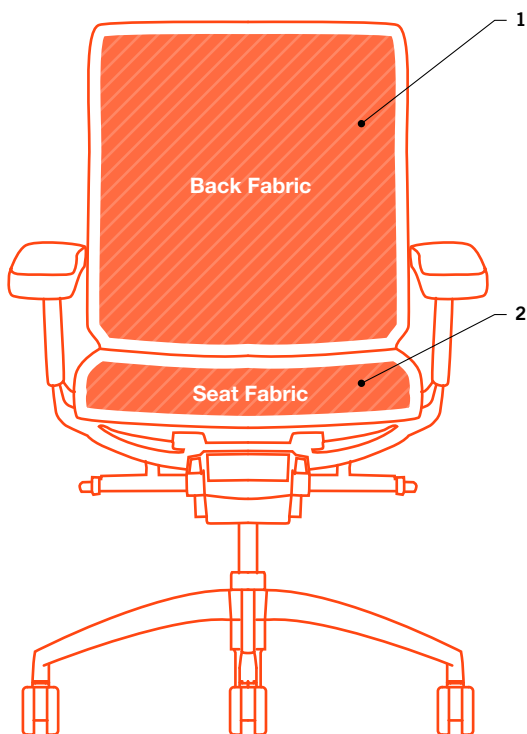
DEALER NAME:

DEALER CONTACT:

PO NUMBER

1. BACK FABRIC

2. SEAT FABRIC



other info



custom embroidery submission form

Custom embroidery is a great way to display your company logo on upholstered chair backs. Embroidery can be done in multiple colors, shapes and size to suit your needs for a very reasonable cost and lead-time. To obtain a quote for embroidered upholstery, please fill out the adjacent form completely as possible. You will need a graphic file, preferable in Ai, EPS or other graphic format. Generally, higher resolution art (greater than 300 dpi) will be easier to work with. There will be a set-up charge to create a digitized file if you do not have one available. We will also need a PMS color number for each color thread required. 9to5 is not responsible for poorly digitized files or graphic files from the requestor. If the logo is NOT to be in the back center; the location of the logo needs to be specified as an offset from the center of the back, vertically and horizontally. (see form)

Keep in mind, embroidery is not a one to one replacement for printing, patches or heat transfer vinyl lettering. Embroidery thread is heavier, stronger and tighter density than the surrounding fabric and may pull or pucker on loosely woven fabric. Embroidery will always look best on strong, closely knit fabrics or vinyl. It is best to always get a sample for approval before placing the full production order.

All logos are trademarks of their respective owners. 9to5 Seating is not responsible for obtaining permission or use of copyrighted logos. Before you use, reproduce or distribute in any manner you must first receive the express permission of the holder of the copyright or trademark of that logo. Failure to obtain such permission is a violation under international law.

PLEASE SEND A COMPLETED PHOTOCOPY OF THIS PAGE TO 9T05 SEATING

FILLABLE FORMS LOCATED ON 9T05SEATING.COM/DOWNLOADS

DATE:	ACCOUNT NUMBER:
DEALER NAME:	PURCHASE ORDER NUMBER:
DEALER CONTACT NAME:	CITY/ZIP CODE
PROJECT(END-USER):	PHONE NUMBER
MODEL NUMBER	DEALER CONTACT
TOTAL PROJECT QUANTITY	TOTAL PROJECT NET:

COMMENTS:

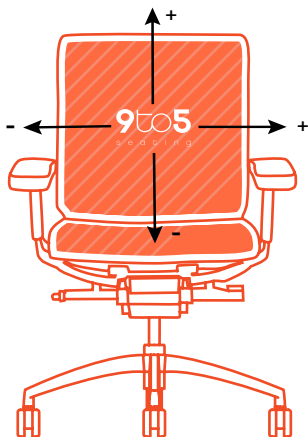
IS THE EMBROIDERY FOR A BID ?		IS A SAMPLE REQUIRED FOR CUSTOMER REVIEW PRIOR TO PRODUCTION OF ORDER?	
YES	NO	YES	NO

IS A LOGO/GRAPHIC FILE AVAILABLE?		LOGO/GRAPHIC FILE TYPE?					
YES	NO	AI	EPS	PDF	JPEG	PNG	OTHER:

STANDARD MODEL	QTY	HEIGHT	WIDTH	COLOR/PMS EQUIVALENT	TEXTILE MILL/PATTERN/COLOR

LOGO/IMAGE LOCATION (FROM LOGO CENTER TO CHAIR BACK CENTER)

VERTICAL OFFSET FROM CENTER: INCHES	HORIZONTAL OFFSET FROM CENTER: INCHES
----------------------------------------	------------------------------------------



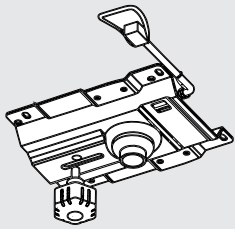
TOP

ATTACH SAMPLE LOGO/GRAPHIC HERE.

BOTTOM

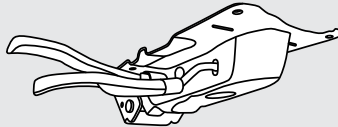


control selection guide



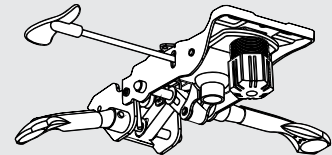
B2 Basic Task - 1 Paddle

Our basic control has simple adjustments. Ideal for clerical, casual meeting, and general office use. This control uses a 2.25" Cold-Rolled Steel J-Bar for added strength and back-pull durability.



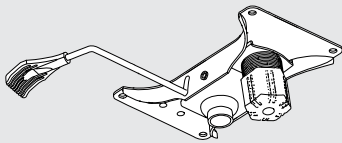
P1 Posture Back - 2 Paddle

Ideal for stool applications, the articulating back provides proper support for moderate tasking use.



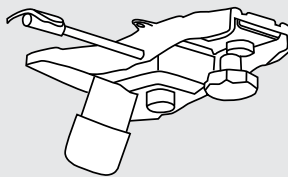
R1 Rocking - 3 Paddle

For managerial and task applications. Similar to a swivel-tilt control with the added comfort of infinite back-angle adjustment and infinite tilt lock. Features 3" Cold-Rolled Steel J-Bar.



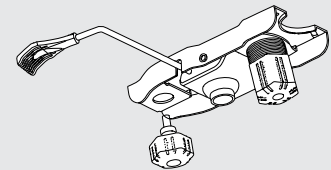
S1 Swivel - Tilt - 1 Paddle

Use for a variety of general office seating, including private office and conference room seating. Control locks upright for tasking.



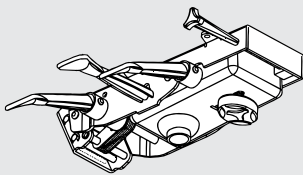
S2 Swivel - Tilt - 1 Paddle

Use for a variety of general office seating. Similar function to the S1, however utilizing a 2.25" Cold-Rolled Steel J-Bar to connect seat and back. Control locks upright for tasking.



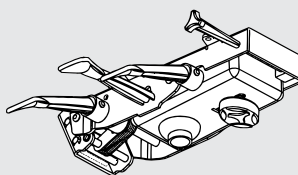
S3 Swivel - Tilt - 1 Paddle

Use for a variety of general office seating, including private office and educational applications. Control locks upright for tasking.



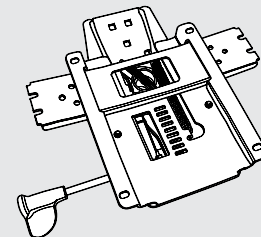
M1 Multi-Function - 4 Paddle

For the highest level of ergonomic needs, suited for multi-task functions. Seat pivots from 0 to 6 degrees forward. 3.00" wide Cold Rolled Steel J-Bar adds strength and back-pull durability.



M2 Heavy Duty Multi-Function - 4 Paddle

With a weight capacity up to 500 lbs, in addition to multi-task ergonomic functions, its ideal for police departments, 911 emergency, hospitals or whenever a higher weight capacity is needed. A 3.00" wide 5/16" thick cold rolled steel back support adds strength and back-pull durability.

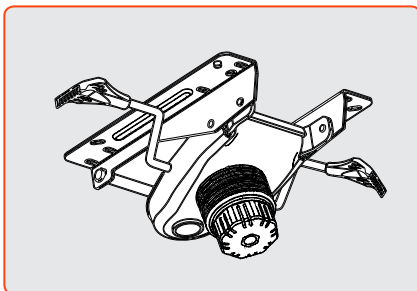


G1 Gordon React - 1 Paddle

For use in task, managerial, executive and conference chair applications. The control features body balance and weight activation. The weight of each user self adjusts the tension and provides instant, adjustment-free operation. The back may be locked upright or in one of five reclined positions.

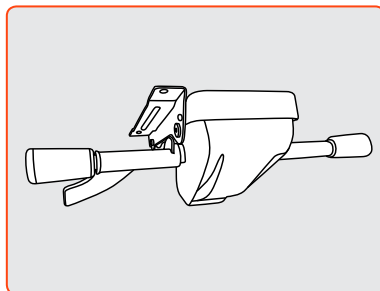
CONTROL FUNCTION GUIDE

1	INFINITE BACK ANGLE ADJUSTMENT	6	TILT TENSION CONTROL KNOB
2	SEAT HEIGHT LEVER	7	INFINITE POSITION TILT-LOCK
3	BACK DEPTH CONTROL KNOB	8	FORWARD TILT LEVER
4	ARTICULATING POSTURE BACK W/ FREE FLOAT	9	EASY-LIFT RATCHET BACK HEIGHT CONTROL
5	SEAT HEIGHT & TILT LOCK LEVER	10	5 POSITION MULTI-LOCK W/ SAFETY RELEASE



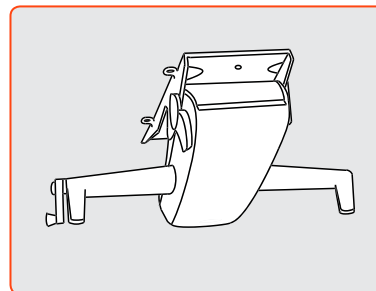
K1 Knee Tilt - 2 Paddle

Ultimate seating comfort suited for the executive or manager. Allows for a full range of movement with a reduced rise of front seat edge. 5 position multi-lock with built-in safety return feature.



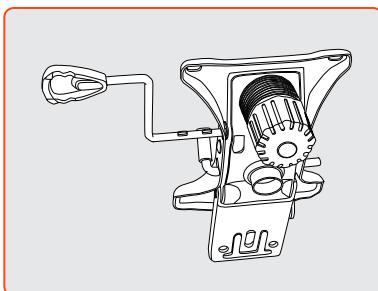
K2 Knee Tilt - 2 Paddle

Ultimate seating comfort for manager, executive or conference seating. Allows for a full range of movement with a reduced rise of front seat edge. 4-position multi-lock back. Side tension and back lock



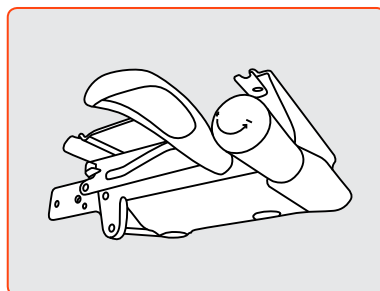
K3 Knee Tilt - 2 Paddle

Ultimate seating comfort for manager, executive or conference seating. Allows for a full range of movement with a reduced rise of front seat edge. 4-position multi-lock back. Side tension and back lock



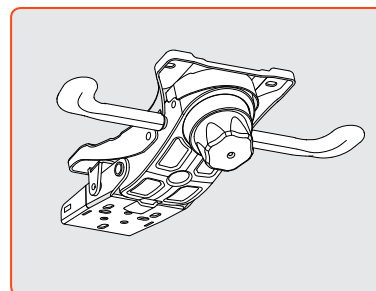
Y1 Simple Synchro Tilt 1 Paddle

Recline with a synchro back and seat movement. Reduced rise of front seat edge. Back may free float or be locked upright. Comparable to swivel tilt control but with asynchronous movement.



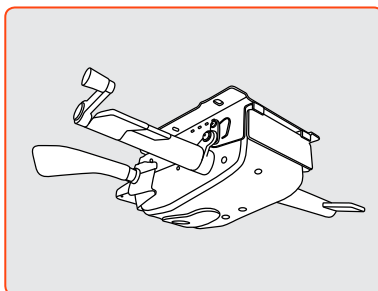
Y2 Synchro Tilt - 2 Paddle

Recline with a synchro back and seat movement featuring a 2:1 back to seat tilt ratio. Reduced rise of front seat edge. 5 position multi-lock with built-in safety return feature.



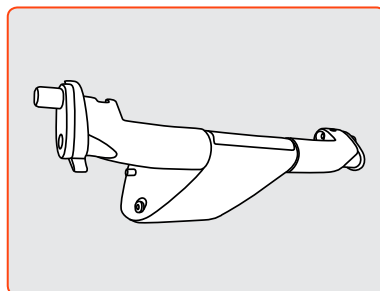
Y3 Synchro Tilt - 2 Paddle

Recline with a synchro back and seat movement featuring a 2:1 back to seat tilt ratio. Reduced rise of front seat edge. 3 position multi-lock with built-in safety return feature.



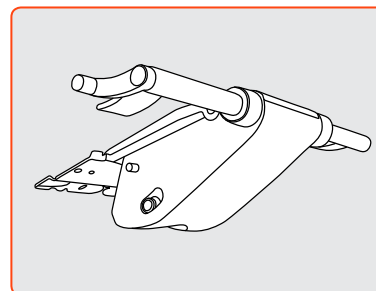
Y4 Synchro Tilt - 3 Paddle

Recline with a synchro back and seat movement featuring a 2:1 back to seat-tilt ratio. Reduced rise of front seat edge. 4 position multi-lock back position with built-in safety return feature. Integrated SS



X1 Synchro Tilt - 2 Paddle

Recline with a synchro back and seat movement featuring a 2:1 back to seat tilt ratio. Reduced rise of front seat edge. 11 position multi-lock with built-in safety return feature. Integrated seat slider and forward pitch adjustment.



X2 Synchro Tilt - 2 Paddle

Recline with a synchro back and seat movement featuring a 2:1 back to seat-tilt ratio. Reduced rise of front seat edge. 11 position multi-lock back position with built in safety return feature. Integrated seat slider and forward pitch adjustment



agent

lending comfort, durability and value to every project

GSA SIN # 711-18

- Task, stool, and conference seating
- Ratchet back height adjustment on P1, R1, M1, and Y2 models
- Warranted up to 250 lbs with S2, R1, P1
- Warranted up to 300 lbs with M1, Y2
- CAL TB 133 Fire Code approved



LOW-BACK

MODEL	CONTROL	DESCRIPTION	ARM	FABRIC																																																																																																																
1425	B2	<p>LOW-BACK BASIC CONTROL</p> <p>Our basic control has simple adjustments. Ideal for clerical, casual meetings, and general office use.</p>	<table border="1"> <tr><td>ARMLESS</td><td>270</td><td>295</td><td>315</td><td>340</td><td>370</td><td>405</td><td>440</td></tr> <tr><td>A1</td><td>340</td><td>365</td><td>385</td><td>410</td><td>440</td><td>475</td><td>510</td></tr> <tr><td>A4</td><td>345</td><td>370</td><td>390</td><td>415</td><td>445</td><td>480</td><td>515</td></tr> <tr><td>A5</td><td>365</td><td>390</td><td>410</td><td>435</td><td>465</td><td>500</td><td>535</td></tr> <tr><td>A6</td><td>400</td><td>425</td><td>445</td><td>470</td><td>500</td><td>535</td><td>570</td></tr> <tr><td>A7</td><td>420</td><td>445</td><td>465</td><td>490</td><td>520</td><td>555</td><td>590</td></tr> <tr><td>A16</td><td>370</td><td>395</td><td>415</td><td>440</td><td>470</td><td>505</td><td>540</td></tr> </table>	ARMLESS	270	295	315	340	370	405	440	A1	340	365	385	410	440	475	510	A4	345	370	390	415	445	480	515	A5	365	390	410	435	465	500	535	A6	400	425	445	470	500	535	570	A7	420	445	465	490	520	555	590	A16	370	395	415	440	470	505	540	<table border="1"> <tr><th>A/COM</th><th>B</th><th>C</th><th>D</th><th>E</th><th>F</th><th>G</th></tr> <tr><td>270</td><td>295</td><td>315</td><td>340</td><td>370</td><td>405</td><td>440</td></tr> <tr><td>340</td><td>365</td><td>385</td><td>410</td><td>440</td><td>475</td><td>510</td></tr> <tr><td>345</td><td>370</td><td>390</td><td>415</td><td>445</td><td>480</td><td>515</td></tr> <tr><td>365</td><td>390</td><td>410</td><td>435</td><td>465</td><td>500</td><td>535</td></tr> <tr><td>400</td><td>425</td><td>445</td><td>470</td><td>500</td><td>535</td><td>570</td></tr> <tr><td>420</td><td>445</td><td>465</td><td>490</td><td>520</td><td>555</td><td>590</td></tr> <tr><td>370</td><td>395</td><td>415</td><td>440</td><td>470</td><td>505</td><td>540</td></tr> </table>	A/COM	B	C	D	E	F	G	270	295	315	340	370	405	440	340	365	385	410	440	475	510	345	370	390	415	445	480	515	365	390	410	435	465	500	535	400	425	445	470	500	535	570	420	445	465	490	520	555	590	370	395	415	440	470	505	540
ARMLESS	270	295	315	340	370	405	440																																																																																																													
A1	340	365	385	410	440	475	510																																																																																																													
A4	345	370	390	415	445	480	515																																																																																																													
A5	365	390	410	435	465	500	535																																																																																																													
A6	400	425	445	470	500	535	570																																																																																																													
A7	420	445	465	490	520	555	590																																																																																																													
A16	370	395	415	440	470	505	540																																																																																																													
A/COM	B	C	D	E	F	G																																																																																																														
270	295	315	340	370	405	440																																																																																																														
340	365	385	410	440	475	510																																																																																																														
345	370	390	415	445	480	515																																																																																																														
365	390	410	435	465	500	535																																																																																																														
400	425	445	470	500	535	570																																																																																																														
420	445	465	490	520	555	590																																																																																																														
370	395	415	440	470	505	540																																																																																																														
1425	S2	<p>LOW-BACK SWIVEL TILT CONTROL</p> <p>Use for a variety of general office seating, including private office and conference room seating.</p>	<table border="1"> <tr><td>ARMLESS</td><td>315</td><td>340</td><td>360</td><td>385</td><td>415</td><td>450</td><td>485</td></tr> <tr><td>A1</td><td>385</td><td>410</td><td>430</td><td>455</td><td>485</td><td>520</td><td>555</td></tr> <tr><td>A4</td><td>390</td><td>415</td><td>435</td><td>460</td><td>490</td><td>525</td><td>560</td></tr> <tr><td>A5</td><td>410</td><td>435</td><td>455</td><td>480</td><td>510</td><td>545</td><td>580</td></tr> <tr><td>A6</td><td>445</td><td>470</td><td>490</td><td>515</td><td>545</td><td>580</td><td>615</td></tr> <tr><td>A7</td><td>465</td><td>490</td><td>510</td><td>535</td><td>565</td><td>600</td><td>635</td></tr> <tr><td>A16</td><td>415</td><td>440</td><td>460</td><td>485</td><td>515</td><td>550</td><td>585</td></tr> </table>	ARMLESS	315	340	360	385	415	450	485	A1	385	410	430	455	485	520	555	A4	390	415	435	460	490	525	560	A5	410	435	455	480	510	545	580	A6	445	470	490	515	545	580	615	A7	465	490	510	535	565	600	635	A16	415	440	460	485	515	550	585	<table border="1"> <tr><th>A/COM</th><th>B</th><th>C</th><th>D</th><th>E</th><th>F</th><th>G</th></tr> <tr><td>315</td><td>340</td><td>360</td><td>385</td><td>415</td><td>450</td><td>485</td></tr> <tr><td>385</td><td>410</td><td>430</td><td>455</td><td>485</td><td>520</td><td>555</td></tr> <tr><td>390</td><td>415</td><td>435</td><td>460</td><td>490</td><td>525</td><td>560</td></tr> <tr><td>410</td><td>435</td><td>455</td><td>480</td><td>510</td><td>545</td><td>580</td></tr> <tr><td>445</td><td>470</td><td>490</td><td>515</td><td>545</td><td>580</td><td>615</td></tr> <tr><td>465</td><td>490</td><td>510</td><td>535</td><td>565</td><td>600</td><td>635</td></tr> <tr><td>415</td><td>440</td><td>460</td><td>485</td><td>515</td><td>550</td><td>585</td></tr> </table>	A/COM	B	C	D	E	F	G	315	340	360	385	415	450	485	385	410	430	455	485	520	555	390	415	435	460	490	525	560	410	435	455	480	510	545	580	445	470	490	515	545	580	615	465	490	510	535	565	600	635	415	440	460	485	515	550	585
ARMLESS	315	340	360	385	415	450	485																																																																																																													
A1	385	410	430	455	485	520	555																																																																																																													
A4	390	415	435	460	490	525	560																																																																																																													
A5	410	435	455	480	510	545	580																																																																																																													
A6	445	470	490	515	545	580	615																																																																																																													
A7	465	490	510	535	565	600	635																																																																																																													
A16	415	440	460	485	515	550	585																																																																																																													
A/COM	B	C	D	E	F	G																																																																																																														
315	340	360	385	415	450	485																																																																																																														
385	410	430	455	485	520	555																																																																																																														
390	415	435	460	490	525	560																																																																																																														
410	435	455	480	510	545	580																																																																																																														
445	470	490	515	545	580	615																																																																																																														
465	490	510	535	565	600	635																																																																																																														
415	440	460	485	515	550	585																																																																																																														
1425	P1	<p>LOW-BACK POSTURE BACK CONTROL</p> <p>The articulating back provides proper support for moderate tasking applications.</p>	<table border="1"> <tr><td>ARMLESS</td><td>355</td><td>380</td><td>400</td><td>425</td><td>455</td><td>490</td><td>525</td></tr> <tr><td>A1</td><td>425</td><td>450</td><td>470</td><td>495</td><td>525</td><td>560</td><td>595</td></tr> <tr><td>A4</td><td>430</td><td>455</td><td>475</td><td>500</td><td>530</td><td>565</td><td>600</td></tr> <tr><td>A5</td><td>450</td><td>475</td><td>495</td><td>520</td><td>550</td><td>585</td><td>620</td></tr> <tr><td>A6</td><td>485</td><td>510</td><td>530</td><td>555</td><td>585</td><td>620</td><td>655</td></tr> <tr><td>A7</td><td>505</td><td>530</td><td>550</td><td>575</td><td>605</td><td>640</td><td>675</td></tr> <tr><td>A16</td><td>455</td><td>480</td><td>500</td><td>525</td><td>555</td><td>590</td><td>625</td></tr> </table>	ARMLESS	355	380	400	425	455	490	525	A1	425	450	470	495	525	560	595	A4	430	455	475	500	530	565	600	A5	450	475	495	520	550	585	620	A6	485	510	530	555	585	620	655	A7	505	530	550	575	605	640	675	A16	455	480	500	525	555	590	625	<table border="1"> <tr><th>A/COM</th><th>B</th><th>C</th><th>D</th><th>E</th><th>F</th><th>G</th></tr> <tr><td>355</td><td>380</td><td>400</td><td>425</td><td>455</td><td>490</td><td>525</td></tr> <tr><td>425</td><td>450</td><td>470</td><td>495</td><td>525</td><td>560</td><td>595</td></tr> <tr><td>430</td><td>455</td><td>475</td><td>500</td><td>530</td><td>565</td><td>600</td></tr> <tr><td>450</td><td>475</td><td>495</td><td>520</td><td>550</td><td>585</td><td>620</td></tr> <tr><td>485</td><td>510</td><td>530</td><td>555</td><td>585</td><td>620</td><td>655</td></tr> <tr><td>505</td><td>530</td><td>550</td><td>575</td><td>605</td><td>640</td><td>675</td></tr> <tr><td>455</td><td>480</td><td>500</td><td>525</td><td>555</td><td>590</td><td>625</td></tr> </table>	A/COM	B	C	D	E	F	G	355	380	400	425	455	490	525	425	450	470	495	525	560	595	430	455	475	500	530	565	600	450	475	495	520	550	585	620	485	510	530	555	585	620	655	505	530	550	575	605	640	675	455	480	500	525	555	590	625
ARMLESS	355	380	400	425	455	490	525																																																																																																													
A1	425	450	470	495	525	560	595																																																																																																													
A4	430	455	475	500	530	565	600																																																																																																													
A5	450	475	495	520	550	585	620																																																																																																													
A6	485	510	530	555	585	620	655																																																																																																													
A7	505	530	550	575	605	640	675																																																																																																													
A16	455	480	500	525	555	590	625																																																																																																													
A/COM	B	C	D	E	F	G																																																																																																														
355	380	400	425	455	490	525																																																																																																														
425	450	470	495	525	560	595																																																																																																														
430	455	475	500	530	565	600																																																																																																														
450	475	495	520	550	585	620																																																																																																														
485	510	530	555	585	620	655																																																																																																														
505	530	550	575	605	640	675																																																																																																														
455	480	500	525	555	590	625																																																																																																														
1425	R1	<p>LOW-BACK ROCKING CONTROL</p> <p>For managerial and task applications. Similar to a swivel tilt control, with the added comfort of infinite back angle and tilt adjustment.</p>	<table border="1"> <tr><td>ARMLESS</td><td>365</td><td>390</td><td>410</td><td>435</td><td>465</td><td>500</td><td>535</td></tr> <tr><td>A1</td><td>435</td><td>460</td><td>480</td><td>505</td><td>535</td><td>570</td><td>605</td></tr> <tr><td>A4</td><td>440</td><td>465</td><td>485</td><td>510</td><td>540</td><td>575</td><td>610</td></tr> <tr><td>A5</td><td>460</td><td>485</td><td>505</td><td>530</td><td>560</td><td>595</td><td>630</td></tr> <tr><td>A6</td><td>495</td><td>520</td><td>540</td><td>565</td><td>595</td><td>630</td><td>665</td></tr> <tr><td>A7</td><td>515</td><td>540</td><td>560</td><td>585</td><td>615</td><td>650</td><td>685</td></tr> <tr><td>A16</td><td>465</td><td>490</td><td>510</td><td>535</td><td>565</td><td>600</td><td>635</td></tr> </table>	ARMLESS	365	390	410	435	465	500	535	A1	435	460	480	505	535	570	605	A4	440	465	485	510	540	575	610	A5	460	485	505	530	560	595	630	A6	495	520	540	565	595	630	665	A7	515	540	560	585	615	650	685	A16	465	490	510	535	565	600	635	<table border="1"> <tr><th>A/COM</th><th>B</th><th>C</th><th>D</th><th>E</th><th>F</th><th>G</th></tr> <tr><td>365</td><td>390</td><td>410</td><td>435</td><td>465</td><td>500</td><td>535</td></tr> <tr><td>435</td><td>460</td><td>480</td><td>505</td><td>535</td><td>570</td><td>605</td></tr> <tr><td>440</td><td>465</td><td>485</td><td>510</td><td>540</td><td>575</td><td>610</td></tr> <tr><td>460</td><td>485</td><td>505</td><td>530</td><td>560</td><td>595</td><td>630</td></tr> <tr><td>495</td><td>520</td><td>540</td><td>565</td><td>595</td><td>630</td><td>665</td></tr> <tr><td>515</td><td>540</td><td>560</td><td>585</td><td>615</td><td>650</td><td>685</td></tr> <tr><td>465</td><td>490</td><td>510</td><td>535</td><td>565</td><td>600</td><td>635</td></tr> </table>	A/COM	B	C	D	E	F	G	365	390	410	435	465	500	535	435	460	480	505	535	570	605	440	465	485	510	540	575	610	460	485	505	530	560	595	630	495	520	540	565	595	630	665	515	540	560	585	615	650	685	465	490	510	535	565	600	635
ARMLESS	365	390	410	435	465	500	535																																																																																																													
A1	435	460	480	505	535	570	605																																																																																																													
A4	440	465	485	510	540	575	610																																																																																																													
A5	460	485	505	530	560	595	630																																																																																																													
A6	495	520	540	565	595	630	665																																																																																																													
A7	515	540	560	585	615	650	685																																																																																																													
A16	465	490	510	535	565	600	635																																																																																																													
A/COM	B	C	D	E	F	G																																																																																																														
365	390	410	435	465	500	535																																																																																																														
435	460	480	505	535	570	605																																																																																																														
440	465	485	510	540	575	610																																																																																																														
460	485	505	530	560	595	630																																																																																																														
495	520	540	565	595	630	665																																																																																																														
515	540	560	585	615	650	685																																																																																																														
465	490	510	535	565	600	635																																																																																																														

CREATING AGENT MODEL NUMBER

MODEL NUMBER CONTROL ARMS GRADE CASTERS PACKAGING OPTIONS

1 4 2 5 - - A - - C 1 - - - - -

* FOR ARMLESS CODE USE A00

PACKAGING NOTES

CODE	DESCRIPTION	LIST UPCHARGE
AB	ASSEMBLED IN BAG FOR WILL CALL	\$0
PAC	PARTIALLY ASSEMBLED IN CARTON	\$0
BAC	BACK ASSEMBLED IN CARTON	\$40

FEATURES

- 360 Degree Swivel
- Pneumatic Seat Height Adjustment
- Adjustable Back Depth

DIMENSIONS

WIDTH: 27.0
DEPTH: 26.5
HEIGHT: 31.5-36.0
SEAT WIDTH: 19.5
SEAT DEPTH: 15.5
SEAT HEIGHT: 17.5-22.0
BACK WIDTH: 16.5
BACK HEIGHT: 16.5
COM: 0.8 YDS
WEIGHT: 33.0 LB

- Pneumatic Seat Height Adjustment
- Tilt Tension Control
- Seat and Back Tilt as a Unit
- Upright Position Tilt Lock
- Adjustable back depth

WIDTH: 27.0
DEPTH: 26.5
HEIGHT: 31.5-36.0
SEAT WIDTH: 19.5
SEAT DEPTH: 15.5
SEAT HEIGHT: 17.5-22.0
BACK WIDTH: 16.5
BACK HEIGHT: 16.5
COM: 0.8 YDS
WEIGHT: 35.0 LB

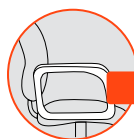
- Pneumatic Seat Height Adjustment
- Infinite back angle adjust with free float
- Back Tilt Adjustment
- Ratchet Back Height Lumbar Adjustment

WIDTH: 27.0
DEPTH: 26.5
HEIGHT: 31.5-39.0
SEAT WIDTH: 19.5
SEAT DEPTH: 15.5
SEAT HEIGHT: 17.5-22.0
BACK WIDTH: 16.5
BACK HEIGHT: 16.5-19.5
COM: 0.8 YDS
WEIGHT: 37.0 LB

- Pneumatic Seat Height Adjustment
- Tilt Tension Control
- Seat and Back Tilt as a Unit
- Floating Seat Position Tilt Lock
- Infinite Back Angle Adj w/ Free Float
- Ratchet Back Height Lumbar Adjustment

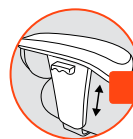
WIDTH: 27.0
DEPTH: 26.5
HEIGHT: 31.5-39.0
SEAT WIDTH: 19.5
SEAT DEPTH: 15.5
SEAT HEIGHT: 17.5-22.0
BACK WIDTH: 16.5
BACK HEIGHT: 16.5-19.5
COM: 0.8 YDS
WEIGHT: 39.0 LB

ARM OPTIONS



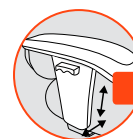
A1
\$70

Black soft touch loop arm



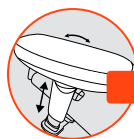
A4
\$75

2-way adjustable arm for height



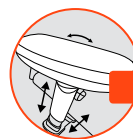
A5
\$95

4-way adjustable arm for height and width



A6
\$130

6-way adjustable arm for height, pivots, and with *Ura-Soft* sliding arm pads



A7
\$150

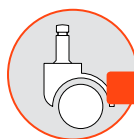
8-way adjustable arm for height, width, pivots, and with *Ura-Soft* sliding arm pads



A16
\$100


Black Soft Touch C-Shape Arm

CASTER OPTIONS



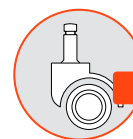
C1
STD

50mm Hooded Casters



C1S
\$30

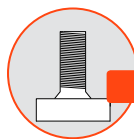
50mm Hooded Hard Floor Casters



C2S
\$35

50mm Hooded Self-Locking Hard Floor Casters

ADDITIONAL OPTIONS



BT
\$15

Replace Knob with Bolt (for B2 or S2 Controls ONLY)



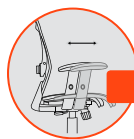
EF1
\$30

1" extra foam on seat



MF1
\$50

1" Visco elastic memory foam on seat



SS
\$60

Seat Slider 2.5" Side Paddle Activated

agent

lending comfort, durability and value to every project

GSA SIN # 711-18

- Task, stool, and conference seating
- Ratchet back height adjustment on P1, R1, M1, and Y2 models
- Warranted up to 250 lbs with S2, R1, P1
- Warranted up to 300 lbs with M1, Y2
- CAL TB 133 Fire Code approved



LOW-BACK

MODEL	CONTROL	DESCRIPTION	ARM	FABRIC																																																								
1425	M1	<p>LOW-BACK MULTI-FUNCTION CONTROL</p> <p>Fully articulating seat and back for the highest level of ergonomic needs. Forward seat pitch adjustment from 0 to 6 degrees.</p>	ARMLESS	<table border="1"> <thead> <tr> <th>A/COM</th> <th>B</th> <th>C</th> <th>D</th> <th>E</th> <th>F</th> <th>G</th> </tr> </thead> <tbody> <tr><td>415</td><td>440</td><td>460</td><td>485</td><td>515</td><td>550</td><td>585</td></tr> <tr><td>485</td><td>510</td><td>530</td><td>555</td><td>585</td><td>620</td><td>655</td></tr> <tr><td>490</td><td>515</td><td>535</td><td>560</td><td>590</td><td>625</td><td>660</td></tr> <tr><td>510</td><td>535</td><td>555</td><td>580</td><td>610</td><td>645</td><td>680</td></tr> <tr><td>545</td><td>570</td><td>590</td><td>615</td><td>645</td><td>680</td><td>715</td></tr> <tr><td>565</td><td>590</td><td>610</td><td>635</td><td>665</td><td>700</td><td>735</td></tr> <tr><td>515</td><td>540</td><td>560</td><td>585</td><td>615</td><td>650</td><td>685</td></tr> </tbody> </table>	A/COM	B	C	D	E	F	G	415	440	460	485	515	550	585	485	510	530	555	585	620	655	490	515	535	560	590	625	660	510	535	555	580	610	645	680	545	570	590	615	645	680	715	565	590	610	635	665	700	735	515	540	560	585	615	650	685
A/COM	B		C	D	E	F	G																																																					
415	440		460	485	515	550	585																																																					
485	510		530	555	585	620	655																																																					
490	515		535	560	590	625	660																																																					
510	535		555	580	610	645	680																																																					
545	570		590	615	645	680	715																																																					
565	590	610	635	665	700	735																																																						
515	540	560	585	615	650	685																																																						
			A1																																																									
			A4																																																									
			A5																																																									
			A6																																																									
			A7																																																									
			A16																																																									

MODEL	CONTROL	DESCRIPTION	ARM	FABRIC																																																								
1425	Y2-SS	<p>LOW-BACK SYNCHRO TILT CONTROL</p> <p>Use for a variety of general office seating, including private office and conference room seating.</p>	ARMLESS	<table border="1"> <thead> <tr> <th>A/COM</th> <th>B</th> <th>C</th> <th>D</th> <th>E</th> <th>F</th> <th>G</th> </tr> </thead> <tbody> <tr><td>455</td><td>480</td><td>500</td><td>525</td><td>555</td><td>590</td><td>625</td></tr> <tr><td>525</td><td>550</td><td>570</td><td>595</td><td>625</td><td>660</td><td>695</td></tr> <tr><td>530</td><td>555</td><td>575</td><td>600</td><td>630</td><td>665</td><td>700</td></tr> <tr><td>550</td><td>575</td><td>595</td><td>620</td><td>650</td><td>685</td><td>720</td></tr> <tr><td>585</td><td>610</td><td>630</td><td>655</td><td>685</td><td>720</td><td>755</td></tr> <tr><td>605</td><td>630</td><td>650</td><td>675</td><td>705</td><td>740</td><td>775</td></tr> <tr><td>555</td><td>580</td><td>600</td><td>625</td><td>655</td><td>690</td><td>725</td></tr> </tbody> </table>	A/COM	B	C	D	E	F	G	455	480	500	525	555	590	625	525	550	570	595	625	660	695	530	555	575	600	630	665	700	550	575	595	620	650	685	720	585	610	630	655	685	720	755	605	630	650	675	705	740	775	555	580	600	625	655	690	725
A/COM	B		C	D	E	F	G																																																					
455	480		500	525	555	590	625																																																					
525	550		570	595	625	660	695																																																					
530	555		575	600	630	665	700																																																					
550	575		595	620	650	685	720																																																					
585	610		630	655	685	720	755																																																					
605	630	650	675	705	740	775																																																						
555	580	600	625	655	690	725																																																						
			A1																																																									
			A4																																																									
			A5																																																									
			A6																																																									
			A7																																																									
			A16																																																									

SS SEAT SLIDER STANDARD WITH THIS CONFIGURATION

CREATING AGENT MODEL NUMBER

MODEL NUMBER CONTROL ARMS GRADE CASTERS PACKAGING OPTIONS

1 4 2 5 - - A - - C 1 - - - - -

* FOR ARMLESS CODE USE A00

PACKAGING NOTES

CODE	DESCRIPTION	LIST UPCHARGE
AB	ASSEMBLED IN BAG FOR WILL CALL	\$0
PAC	PARTIALLY ASSEMBLED IN CARTON	\$0
BAC	BACK ASSEMBLED IN CARTON	\$40

FEATURES

- Pneumatic Seat Height Adjustment
- Tilt Tension Control
- Seat and Back Tilt as a Unit
- Floating Seat Position Tilt Lock
- Infinite Back Angle Adj w/ Free Float
- Seat Pivots from 0° to 6° Forward
- Ratchet Back Height Lumbar Adjustment

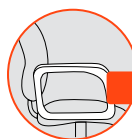
DIMENSIONS

WIDTH: 27.0
DEPTH: 26.5
HEIGHT: 31.5-39.0
SEAT WIDTH: 19.5
SEAT DEPTH: 15.5
SEAT HEIGHT: 17.5-22.0
BACK WIDTH: 16.5
BACK HEIGHT: 16.5-19.5
COM: 0.8 YDS
WEIGHT: 43.0 LB

- Pneumatic Seat Height Adjustment
- Side Tilt Tension Control
- Back and Seat Tilt in 2:1 ratio
- 4 Locking Positions
- Safety Tilt Release
- Ratchet Back Height Lumbar Adjustment
- SS Seat Slider standard

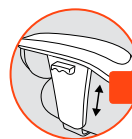
WIDTH: 27.0
DEPTH: 26.5
HEIGHT: 30.0-35.5
SEAT WIDTH: 19.5
SEAT DEPTH: 15.5-18.0
SEAT HEIGHT: 17.5-22.0
BACK WIDTH: 16.5
BACK HEIGHT: 16.5-19.5
COM: 0.8 YDS
WEIGHT: 45.0 LB

ARM OPTIONS



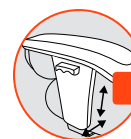
A1
\$70

Black soft touch loop arm



A4
\$75

2-way adjustable arm for height



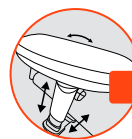
A5
\$95

4-way adjustable arm for height and width



A6
\$130

6-way adjustable arm for height, pivots, and with *Ura-Soft* sliding arm pads



A7
\$150

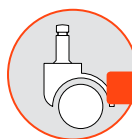
8-way adjustable arm for height, width, pivots, and with *Ura-Soft* sliding arm pads



A16
\$100

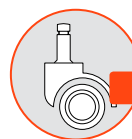
Black Soft Touch C-Shape Arm

CASTER OPTIONS



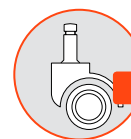
C1
STD

50mm Hooded Casters



C1S
\$30

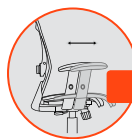
50mm Hooded Hard Floor Casters



C2S
\$35

50mm Hooded Self-Locking Hard Floor Casters

ADDITIONAL OPTIONS



SS
\$60

Seat Slider 2.5" Side Paddle Activated



EF1
\$30

1" extra foam on seat



MF1
\$50

1" Visco elastic memory foam on seat

agent

lending comfort, durability and value to every project

GSA SIN # 711-18

- Task, stool, and conference seating
- Ratchet back height adjustment on P1, R1, M1, and Y2 models
- Warranted up to 250 lbs with S2, R1, P1
- Warranted up to 300 lbs with M1, Y2
- CAL TB 133 Fire Code approved



LOW-BACK STOOL

MODEL	CONTROL	DESCRIPTION	ARM	FABRIC																																																								
1426	B2	10" STOOL BASIC CONTROL Use for work surfaces up to 42 inches high.	ARMLESS	<table border="1"> <thead> <tr> <th>A/COM</th> <th>B</th> <th>C</th> <th>D</th> <th>E</th> <th>F</th> <th>G</th> </tr> </thead> <tbody> <tr><td>390</td><td>415</td><td>435</td><td>460</td><td>490</td><td>525</td><td>560</td></tr> <tr><td>460</td><td>485</td><td>505</td><td>530</td><td>560</td><td>595</td><td>630</td></tr> <tr><td>465</td><td>490</td><td>510</td><td>535</td><td>565</td><td>600</td><td>635</td></tr> <tr><td>485</td><td>510</td><td>530</td><td>555</td><td>585</td><td>620</td><td>655</td></tr> <tr><td>520</td><td>545</td><td>565</td><td>590</td><td>620</td><td>655</td><td>690</td></tr> <tr><td>540</td><td>565</td><td>585</td><td>610</td><td>640</td><td>675</td><td>710</td></tr> <tr><td>490</td><td>515</td><td>535</td><td>560</td><td>590</td><td>625</td><td>660</td></tr> </tbody> </table>	A/COM	B	C	D	E	F	G	390	415	435	460	490	525	560	460	485	505	530	560	595	630	465	490	510	535	565	600	635	485	510	530	555	585	620	655	520	545	565	590	620	655	690	540	565	585	610	640	675	710	490	515	535	560	590	625	660
A/COM	B		C	D	E	F	G																																																					
390	415		435	460	490	525	560																																																					
460	485		505	530	560	595	630																																																					
465	490		510	535	565	600	635																																																					
485	510		530	555	585	620	655																																																					
520	545		565	590	620	655	690																																																					
540	565	585	610	640	675	710																																																						
490	515	535	560	590	625	660																																																						
			A1																																																									
			A4																																																									
			A5																																																									
			A6																																																									
			A7																																																									
			A16																																																									
				SS SEAT SLIDER NOT AVAILABLE																																																								
1426	P1	10" STOOL POSTURE BACK CONTROL Use for work surfaces up to 42 inches high.	ARMLESS	<table border="1"> <thead> <tr> <th>A/COM</th> <th>B</th> <th>C</th> <th>D</th> <th>E</th> <th>F</th> <th>G</th> </tr> </thead> <tbody> <tr><td>475</td><td>500</td><td>520</td><td>545</td><td>575</td><td>610</td><td>645</td></tr> <tr><td>545</td><td>570</td><td>590</td><td>615</td><td>645</td><td>680</td><td>715</td></tr> <tr><td>550</td><td>575</td><td>595</td><td>620</td><td>650</td><td>685</td><td>720</td></tr> <tr><td>570</td><td>595</td><td>615</td><td>640</td><td>670</td><td>705</td><td>740</td></tr> <tr><td>605</td><td>630</td><td>650</td><td>675</td><td>705</td><td>740</td><td>775</td></tr> <tr><td>625</td><td>650</td><td>670</td><td>695</td><td>725</td><td>760</td><td>795</td></tr> <tr><td>575</td><td>600</td><td>620</td><td>645</td><td>675</td><td>710</td><td>745</td></tr> </tbody> </table>	A/COM	B	C	D	E	F	G	475	500	520	545	575	610	645	545	570	590	615	645	680	715	550	575	595	620	650	685	720	570	595	615	640	670	705	740	605	630	650	675	705	740	775	625	650	670	695	725	760	795	575	600	620	645	675	710	745
A/COM	B		C	D	E	F	G																																																					
475	500		520	545	575	610	645																																																					
545	570		590	615	645	680	715																																																					
550	575		595	620	650	685	720																																																					
570	595		615	640	670	705	740																																																					
605	630		650	675	705	740	775																																																					
625	650	670	695	725	760	795																																																						
575	600	620	645	675	710	745																																																						
			A1																																																									
			A4																																																									
			A5																																																									
			A6																																																									
			A7																																																									
			A16																																																									
				SS SEAT SLIDER NOT AVAILABLE																																																								
1428	B2	8" STOOL BASIC CONTROL Use for work surfaces up to 36 inches high.	ARMLESS	<table border="1"> <thead> <tr> <th>A/COM</th> <th>B</th> <th>C</th> <th>D</th> <th>E</th> <th>F</th> <th>G</th> </tr> </thead> <tbody> <tr><td>390</td><td>415</td><td>435</td><td>460</td><td>490</td><td>525</td><td>560</td></tr> <tr><td>460</td><td>485</td><td>505</td><td>530</td><td>560</td><td>595</td><td>630</td></tr> <tr><td>465</td><td>490</td><td>510</td><td>535</td><td>565</td><td>600</td><td>635</td></tr> <tr><td>485</td><td>510</td><td>530</td><td>555</td><td>585</td><td>620</td><td>655</td></tr> <tr><td>520</td><td>545</td><td>565</td><td>590</td><td>620</td><td>655</td><td>690</td></tr> <tr><td>540</td><td>565</td><td>585</td><td>610</td><td>640</td><td>675</td><td>710</td></tr> <tr><td>490</td><td>515</td><td>535</td><td>560</td><td>590</td><td>625</td><td>660</td></tr> </tbody> </table>	A/COM	B	C	D	E	F	G	390	415	435	460	490	525	560	460	485	505	530	560	595	630	465	490	510	535	565	600	635	485	510	530	555	585	620	655	520	545	565	590	620	655	690	540	565	585	610	640	675	710	490	515	535	560	590	625	660
A/COM	B		C	D	E	F	G																																																					
390	415		435	460	490	525	560																																																					
460	485		505	530	560	595	630																																																					
465	490		510	535	565	600	635																																																					
485	510		530	555	585	620	655																																																					
520	545		565	590	620	655	690																																																					
540	565	585	610	640	675	710																																																						
490	515	535	560	590	625	660																																																						
			A1																																																									
			A4																																																									
			A5																																																									
			A6																																																									
			A7																																																									
			A16																																																									
				SS SEAT SLIDER NOT AVAILABLE																																																								
1428	P1	8" STOOL POSTURE BACK CONTROL Use for work surfaces up to 36 inches high.	ARMLESS	<table border="1"> <thead> <tr> <th>A/COM</th> <th>B</th> <th>C</th> <th>D</th> <th>E</th> <th>F</th> <th>G</th> </tr> </thead> <tbody> <tr><td>475</td><td>500</td><td>520</td><td>545</td><td>575</td><td>610</td><td>645</td></tr> <tr><td>545</td><td>570</td><td>590</td><td>615</td><td>645</td><td>680</td><td>715</td></tr> <tr><td>550</td><td>575</td><td>595</td><td>620</td><td>650</td><td>685</td><td>720</td></tr> <tr><td>570</td><td>595</td><td>615</td><td>640</td><td>670</td><td>705</td><td>740</td></tr> <tr><td>605</td><td>630</td><td>650</td><td>675</td><td>705</td><td>740</td><td>775</td></tr> <tr><td>625</td><td>650</td><td>670</td><td>695</td><td>725</td><td>760</td><td>795</td></tr> <tr><td>575</td><td>600</td><td>620</td><td>645</td><td>675</td><td>710</td><td>745</td></tr> </tbody> </table>	A/COM	B	C	D	E	F	G	475	500	520	545	575	610	645	545	570	590	615	645	680	715	550	575	595	620	650	685	720	570	595	615	640	670	705	740	605	630	650	675	705	740	775	625	650	670	695	725	760	795	575	600	620	645	675	710	745
A/COM	B		C	D	E	F	G																																																					
475	500		520	545	575	610	645																																																					
545	570		590	615	645	680	715																																																					
550	575		595	620	650	685	720																																																					
570	595		615	640	670	705	740																																																					
605	630		650	675	705	740	775																																																					
625	650	670	695	725	760	795																																																						
575	600	620	645	675	710	745																																																						
			A1																																																									
			A4																																																									
			A5																																																									
			A6																																																									
			A7																																																									
			A16																																																									
				SS SEAT SLIDER NOT AVAILABLE																																																								

CREATING AGENT MODEL NUMBER

MODEL NUMBER CONTROL ARMS GRADE CASTERS PACKAGING OPTIONS

1 4 2 - - A - - C 1 - - - -

* FOR ARMLESS CODE USE A00

PACKAGING NOTES

CODE	DESCRIPTION	LIST UPCHARGE
AB	ASSEMBLED IN BAG FOR WILL CALL	\$0
PAC	PARTIALLY ASSEMBLED IN CARTON	\$0
BAC	BACK ASSEMBLED IN CARTON	\$40

FEATURES

- 360 Degree Swivel
- Pneumatic Seat Height Adjustment
- Adjustable Back Depth
- Height Adjustable Foot Ring

DIMENSIONS

WIDTH: 27.0
DEPTH: 26.5
HEIGHT: 40.5-50.5
SEAT WIDTH: 19.5
SEAT DEPTH: 15.5
SEAT HEIGHT: 26.5-36.5
BACK WIDTH: 16.5
BACK HEIGHT: 16.5
COM: 0.8 YDS
WEIGHT: 38.0 LB

- Pneumatic Seat Height Adjustment
- Infinite back angle adjust with free float
- Ratchet Back Height Lumbar Adjustment
- Height Adjustable Foot Ring

WIDTH: 27.0
DEPTH: 26.5
HEIGHT: 40.5-53.5
SEAT WIDTH: 19.5
SEAT DEPTH: 15.5
SEAT HEIGHT: 26.5-36.5
BACK WIDTH: 16.5
BACK HEIGHT: 16.5-19.5
COM: 0.8 YDS
WEIGHT: 42.0 LB

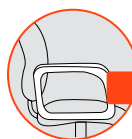
- 360 Degree Swivel
- Pneumatic Seat Height Adjustment
- Adjustable Back Depth
- Height Adjustable Foot Ring

WIDTH: 27.0
DEPTH: 26.5
HEIGHT: 35.0-43.0
SEAT WIDTH: 19.5
SEAT DEPTH: 15.5
SEAT HEIGHT: 21.5-29.5
BACK WIDTH: 16.5
BACK HEIGHT: 16.5
COM: 0.8 YDS
WEIGHT: 37.0 LB

- Pneumatic Seat Height Adjustment
- Infinite back angle adjust with free float
- Ratchet Back Height Lumbar Adjustment
- Height Adjustable Foot Ring

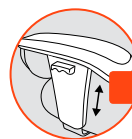
WIDTH: 27.0
DEPTH: 26.5
HEIGHT: 35.0-46.0
SEAT WIDTH: 19.5
SEAT DEPTH: 15.5
SEAT HEIGHT: 21.5-29.5
BACK WIDTH: 16.5
BACK HEIGHT: 16.5-19.5
COM: 0.8 YDS
WEIGHT: 41.0 LB

ARM OPTIONS



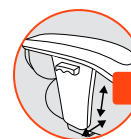
A1
\$70

Black soft touch loop arm



A4
\$75

2-way adjustable arm for height



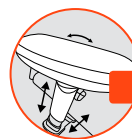
A5
\$95

4-way adjustable arm for height and width



A6
\$130

6-way adjustable arm for height, pivots, and with *Ura-Soft* sliding arm pads



A7
\$150

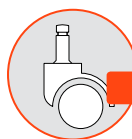
8-way adjustable arm for height, width, pivots, and with *Ura-Soft* sliding arm pads



A16
\$100

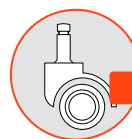
Black Soft Touch C-Shape Arm

CASTER OPTIONS



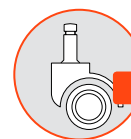
C1
STD

50mm Hooded Casters



C1S
\$30

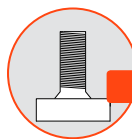
50mm Hooded Hard Floor Casters



C2S
\$35

50mm Hooded Self-Locking Hard Floor Casters

ADDITIONAL OPTIONS



BT
\$15

Replace Knob with Bolt (for B2 or S2 Controls ONLY)



EF1
\$30

1" extra foam on seat



MF1
\$50

1" Visco elastic memory foam on seat

agent

lending comfort, durability and value to every project

GSA SIN # 711-18

- Task, stool, and conference seating
- Ratchet back height adjustment on P1, R1, M1, and Y2 models
- Warranted up to 250 lbs with S2, R1, P1
- Warranted up to 300 lbs with M1, Y2
- CAL TB 133 Fire Code approved



MID-BACK

MODEL	CONTROL	DESCRIPTION	ARM	FABRIC																																																																																																																
1660	B2	<p>MID-BACK BASIC CONTROL</p> <p>Our basic control has simple adjustments. Ideal for clerical, casual meetings, and general office use.</p>	<table border="1"> <tr><td>ARMLESS</td><td>330</td><td>360</td><td>380</td><td>410</td><td>445</td><td>485</td><td>525</td></tr> <tr><td>A1</td><td>400</td><td>430</td><td>450</td><td>480</td><td>515</td><td>555</td><td>595</td></tr> <tr><td>A4</td><td>405</td><td>435</td><td>455</td><td>485</td><td>520</td><td>560</td><td>600</td></tr> <tr><td>A5</td><td>425</td><td>455</td><td>475</td><td>505</td><td>540</td><td>580</td><td>620</td></tr> <tr><td>A6</td><td>460</td><td>490</td><td>510</td><td>540</td><td>575</td><td>615</td><td>655</td></tr> <tr><td>A7</td><td>480</td><td>510</td><td>530</td><td>560</td><td>595</td><td>635</td><td>675</td></tr> <tr><td>A16</td><td>430</td><td>460</td><td>480</td><td>510</td><td>545</td><td>585</td><td>625</td></tr> </table>	ARMLESS	330	360	380	410	445	485	525	A1	400	430	450	480	515	555	595	A4	405	435	455	485	520	560	600	A5	425	455	475	505	540	580	620	A6	460	490	510	540	575	615	655	A7	480	510	530	560	595	635	675	A16	430	460	480	510	545	585	625	<table border="1"> <tr><th>A/COM</th><th>B</th><th>C</th><th>D</th><th>E</th><th>F</th><th>G</th></tr> <tr><td>330</td><td>360</td><td>380</td><td>410</td><td>445</td><td>485</td><td>525</td></tr> <tr><td>400</td><td>430</td><td>450</td><td>480</td><td>515</td><td>555</td><td>595</td></tr> <tr><td>405</td><td>435</td><td>455</td><td>485</td><td>520</td><td>560</td><td>600</td></tr> <tr><td>425</td><td>455</td><td>475</td><td>505</td><td>540</td><td>580</td><td>620</td></tr> <tr><td>460</td><td>490</td><td>510</td><td>540</td><td>575</td><td>615</td><td>655</td></tr> <tr><td>480</td><td>510</td><td>530</td><td>560</td><td>595</td><td>635</td><td>675</td></tr> <tr><td>430</td><td>460</td><td>480</td><td>510</td><td>545</td><td>585</td><td>625</td></tr> </table>	A/COM	B	C	D	E	F	G	330	360	380	410	445	485	525	400	430	450	480	515	555	595	405	435	455	485	520	560	600	425	455	475	505	540	580	620	460	490	510	540	575	615	655	480	510	530	560	595	635	675	430	460	480	510	545	585	625
ARMLESS	330	360	380	410	445	485	525																																																																																																													
A1	400	430	450	480	515	555	595																																																																																																													
A4	405	435	455	485	520	560	600																																																																																																													
A5	425	455	475	505	540	580	620																																																																																																													
A6	460	490	510	540	575	615	655																																																																																																													
A7	480	510	530	560	595	635	675																																																																																																													
A16	430	460	480	510	545	585	625																																																																																																													
A/COM	B	C	D	E	F	G																																																																																																														
330	360	380	410	445	485	525																																																																																																														
400	430	450	480	515	555	595																																																																																																														
405	435	455	485	520	560	600																																																																																																														
425	455	475	505	540	580	620																																																																																																														
460	490	510	540	575	615	655																																																																																																														
480	510	530	560	595	635	675																																																																																																														
430	460	480	510	545	585	625																																																																																																														
1660	S2	<p>MID-BACK SWIVEL TILT CONTROL</p> <p>Use for a variety of general office seating, including private office and conference room seating.</p>	<table border="1"> <tr><td>ARMLESS</td><td>375</td><td>405</td><td>425</td><td>455</td><td>490</td><td>530</td><td>570</td></tr> <tr><td>A1</td><td>445</td><td>475</td><td>495</td><td>525</td><td>560</td><td>600</td><td>640</td></tr> <tr><td>A4</td><td>450</td><td>480</td><td>500</td><td>530</td><td>565</td><td>605</td><td>645</td></tr> <tr><td>A5</td><td>470</td><td>500</td><td>520</td><td>550</td><td>585</td><td>625</td><td>665</td></tr> <tr><td>A6</td><td>505</td><td>535</td><td>555</td><td>585</td><td>620</td><td>660</td><td>700</td></tr> <tr><td>A7</td><td>525</td><td>555</td><td>575</td><td>605</td><td>640</td><td>680</td><td>720</td></tr> <tr><td>A16</td><td>475</td><td>505</td><td>525</td><td>555</td><td>590</td><td>630</td><td>670</td></tr> </table>	ARMLESS	375	405	425	455	490	530	570	A1	445	475	495	525	560	600	640	A4	450	480	500	530	565	605	645	A5	470	500	520	550	585	625	665	A6	505	535	555	585	620	660	700	A7	525	555	575	605	640	680	720	A16	475	505	525	555	590	630	670	<table border="1"> <tr><th>A/COM</th><th>B</th><th>C</th><th>D</th><th>E</th><th>F</th><th>G</th></tr> <tr><td>375</td><td>405</td><td>425</td><td>455</td><td>490</td><td>530</td><td>570</td></tr> <tr><td>445</td><td>475</td><td>495</td><td>525</td><td>560</td><td>600</td><td>640</td></tr> <tr><td>450</td><td>480</td><td>500</td><td>530</td><td>565</td><td>605</td><td>645</td></tr> <tr><td>470</td><td>500</td><td>520</td><td>550</td><td>585</td><td>625</td><td>665</td></tr> <tr><td>505</td><td>535</td><td>555</td><td>585</td><td>620</td><td>660</td><td>700</td></tr> <tr><td>525</td><td>555</td><td>575</td><td>605</td><td>640</td><td>680</td><td>720</td></tr> <tr><td>475</td><td>505</td><td>525</td><td>555</td><td>590</td><td>630</td><td>670</td></tr> </table>	A/COM	B	C	D	E	F	G	375	405	425	455	490	530	570	445	475	495	525	560	600	640	450	480	500	530	565	605	645	470	500	520	550	585	625	665	505	535	555	585	620	660	700	525	555	575	605	640	680	720	475	505	525	555	590	630	670
ARMLESS	375	405	425	455	490	530	570																																																																																																													
A1	445	475	495	525	560	600	640																																																																																																													
A4	450	480	500	530	565	605	645																																																																																																													
A5	470	500	520	550	585	625	665																																																																																																													
A6	505	535	555	585	620	660	700																																																																																																													
A7	525	555	575	605	640	680	720																																																																																																													
A16	475	505	525	555	590	630	670																																																																																																													
A/COM	B	C	D	E	F	G																																																																																																														
375	405	425	455	490	530	570																																																																																																														
445	475	495	525	560	600	640																																																																																																														
450	480	500	530	565	605	645																																																																																																														
470	500	520	550	585	625	665																																																																																																														
505	535	555	585	620	660	700																																																																																																														
525	555	575	605	640	680	720																																																																																																														
475	505	525	555	590	630	670																																																																																																														
1660	P1	<p>MID-BACK POSTURE BACK CONTROL</p> <p>The articulating back provides proper support for moderate tasking applications.</p>	<table border="1"> <tr><td>ARMLESS</td><td>415</td><td>445</td><td>465</td><td>495</td><td>530</td><td>570</td><td>610</td></tr> <tr><td>A1</td><td>485</td><td>515</td><td>535</td><td>565</td><td>600</td><td>640</td><td>680</td></tr> <tr><td>A4</td><td>490</td><td>520</td><td>540</td><td>570</td><td>605</td><td>645</td><td>685</td></tr> <tr><td>A5</td><td>510</td><td>540</td><td>560</td><td>590</td><td>625</td><td>665</td><td>705</td></tr> <tr><td>A6</td><td>545</td><td>575</td><td>595</td><td>625</td><td>660</td><td>700</td><td>740</td></tr> <tr><td>A7</td><td>565</td><td>595</td><td>615</td><td>645</td><td>680</td><td>720</td><td>760</td></tr> <tr><td>A16</td><td>515</td><td>545</td><td>565</td><td>595</td><td>630</td><td>670</td><td>710</td></tr> </table>	ARMLESS	415	445	465	495	530	570	610	A1	485	515	535	565	600	640	680	A4	490	520	540	570	605	645	685	A5	510	540	560	590	625	665	705	A6	545	575	595	625	660	700	740	A7	565	595	615	645	680	720	760	A16	515	545	565	595	630	670	710	<table border="1"> <tr><th>A/COM</th><th>B</th><th>C</th><th>D</th><th>E</th><th>F</th><th>G</th></tr> <tr><td>415</td><td>445</td><td>465</td><td>495</td><td>530</td><td>570</td><td>610</td></tr> <tr><td>485</td><td>515</td><td>535</td><td>565</td><td>600</td><td>640</td><td>680</td></tr> <tr><td>490</td><td>520</td><td>540</td><td>570</td><td>605</td><td>645</td><td>685</td></tr> <tr><td>510</td><td>540</td><td>560</td><td>590</td><td>625</td><td>665</td><td>705</td></tr> <tr><td>545</td><td>575</td><td>595</td><td>625</td><td>660</td><td>700</td><td>740</td></tr> <tr><td>565</td><td>595</td><td>615</td><td>645</td><td>680</td><td>720</td><td>760</td></tr> <tr><td>515</td><td>545</td><td>565</td><td>595</td><td>630</td><td>670</td><td>710</td></tr> </table>	A/COM	B	C	D	E	F	G	415	445	465	495	530	570	610	485	515	535	565	600	640	680	490	520	540	570	605	645	685	510	540	560	590	625	665	705	545	575	595	625	660	700	740	565	595	615	645	680	720	760	515	545	565	595	630	670	710
ARMLESS	415	445	465	495	530	570	610																																																																																																													
A1	485	515	535	565	600	640	680																																																																																																													
A4	490	520	540	570	605	645	685																																																																																																													
A5	510	540	560	590	625	665	705																																																																																																													
A6	545	575	595	625	660	700	740																																																																																																													
A7	565	595	615	645	680	720	760																																																																																																													
A16	515	545	565	595	630	670	710																																																																																																													
A/COM	B	C	D	E	F	G																																																																																																														
415	445	465	495	530	570	610																																																																																																														
485	515	535	565	600	640	680																																																																																																														
490	520	540	570	605	645	685																																																																																																														
510	540	560	590	625	665	705																																																																																																														
545	575	595	625	660	700	740																																																																																																														
565	595	615	645	680	720	760																																																																																																														
515	545	565	595	630	670	710																																																																																																														
1660	R1	<p>MID-BACK ROCKING CONTROL</p> <p>For managerial and task applications. Similar to a swivel tilt control, with the added comfort of infinite back angle and tilt adjustment.</p>	<table border="1"> <tr><td>ARMLESS</td><td>425</td><td>455</td><td>475</td><td>505</td><td>540</td><td>580</td><td>620</td></tr> <tr><td>A1</td><td>495</td><td>525</td><td>545</td><td>575</td><td>610</td><td>650</td><td>690</td></tr> <tr><td>A4</td><td>500</td><td>530</td><td>550</td><td>580</td><td>615</td><td>655</td><td>695</td></tr> <tr><td>A5</td><td>520</td><td>550</td><td>570</td><td>600</td><td>635</td><td>675</td><td>715</td></tr> <tr><td>A6</td><td>555</td><td>585</td><td>605</td><td>635</td><td>670</td><td>710</td><td>750</td></tr> <tr><td>A7</td><td>575</td><td>605</td><td>625</td><td>655</td><td>690</td><td>730</td><td>770</td></tr> <tr><td>A16</td><td>525</td><td>555</td><td>575</td><td>605</td><td>640</td><td>680</td><td>720</td></tr> </table>	ARMLESS	425	455	475	505	540	580	620	A1	495	525	545	575	610	650	690	A4	500	530	550	580	615	655	695	A5	520	550	570	600	635	675	715	A6	555	585	605	635	670	710	750	A7	575	605	625	655	690	730	770	A16	525	555	575	605	640	680	720	<table border="1"> <tr><th>A/COM</th><th>B</th><th>C</th><th>D</th><th>E</th><th>F</th><th>G</th></tr> <tr><td>425</td><td>455</td><td>475</td><td>505</td><td>540</td><td>580</td><td>620</td></tr> <tr><td>495</td><td>525</td><td>545</td><td>575</td><td>610</td><td>650</td><td>690</td></tr> <tr><td>500</td><td>530</td><td>550</td><td>580</td><td>615</td><td>655</td><td>695</td></tr> <tr><td>520</td><td>550</td><td>570</td><td>600</td><td>635</td><td>675</td><td>715</td></tr> <tr><td>555</td><td>585</td><td>605</td><td>635</td><td>670</td><td>710</td><td>750</td></tr> <tr><td>575</td><td>605</td><td>625</td><td>655</td><td>690</td><td>730</td><td>770</td></tr> <tr><td>525</td><td>555</td><td>575</td><td>605</td><td>640</td><td>680</td><td>720</td></tr> </table>	A/COM	B	C	D	E	F	G	425	455	475	505	540	580	620	495	525	545	575	610	650	690	500	530	550	580	615	655	695	520	550	570	600	635	675	715	555	585	605	635	670	710	750	575	605	625	655	690	730	770	525	555	575	605	640	680	720
ARMLESS	425	455	475	505	540	580	620																																																																																																													
A1	495	525	545	575	610	650	690																																																																																																													
A4	500	530	550	580	615	655	695																																																																																																													
A5	520	550	570	600	635	675	715																																																																																																													
A6	555	585	605	635	670	710	750																																																																																																													
A7	575	605	625	655	690	730	770																																																																																																													
A16	525	555	575	605	640	680	720																																																																																																													
A/COM	B	C	D	E	F	G																																																																																																														
425	455	475	505	540	580	620																																																																																																														
495	525	545	575	610	650	690																																																																																																														
500	530	550	580	615	655	695																																																																																																														
520	550	570	600	635	675	715																																																																																																														
555	585	605	635	670	710	750																																																																																																														
575	605	625	655	690	730	770																																																																																																														
525	555	575	605	640	680	720																																																																																																														

CREATING AGENT MODEL NUMBER

MODEL NUMBER CONTROL ARMS GRADE CASTERS PACKAGING OPTIONS

1 6 6 0 - [] [] - A [] [] - [] [] - C 1 [] [] - [] [] [] []

* FOR ARMLESS CODE USE A00

PACKAGING NOTES

CODE	DESCRIPTION	LIST UPCHARGE
AB	ASSEMBLED IN BAG FOR WILL CALL	\$0
PAC	PARTIALLY ASSEMBLED IN CARTON	\$0
BAC	BACK ASSEMBLED IN CARTON	\$40

FEATURES

- 360 Degree Swivel
- Pneumatic Seat Height Adjustment
- Adjustable Back Depth

DIMENSIONS

WIDTH: 26.5
DEPTH: 26.5
HEIGHT: 40.0-44.5
SEAT WIDTH: 22.0
SEAT DEPTH: 17.0
SEAT HEIGHT: 18.5-23.0
BACK WIDTH: 19.5
BACK HEIGHT: 23.0-26.0
COM: 0.9 YDS
WEIGHT: 40.0 LB

- Pneumatic Seat Height Adjustment
- Tilt Tension Control
- Seat and Back Tilt as a Unit
- Upright Position Tilt Lock
- Adjustable back depth

WIDTH: 26.5
DEPTH: 26.5
HEIGHT: 40.0-44.5
SEAT WIDTH: 22.0
SEAT DEPTH: 17.0
SEAT HEIGHT: 18.5-23.0
BACK WIDTH: 19.5
BACK HEIGHT: 23.0-26.0
COM: 0.9 YDS
WEIGHT: 42.0 LB

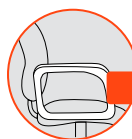
- Pneumatic Seat Height Adjustment
- Infinite back angle adjust with free float
- Back Tilt Adjustment
- Ratchet Back Height Lumbar Adjustment

WIDTH: 26.5
DEPTH: 26.5
HEIGHT: 40.0-47.5
SEAT WIDTH: 22.0
SEAT DEPTH: 17.0
SEAT HEIGHT: 18.5-23.0
BACK WIDTH: 19.5
BACK HEIGHT: 23.0-26.0
COM: 0.9 YDS
WEIGHT: 44.0 LB

- Pneumatic Seat Height Adjustment
- Tilt Tension Control
- Seat and Back Tilt as a Unit
- Floating Seat Position Tilt Lock
- Infinite Back Angle Adj w/ Free Float
- Ratchet Back Height Lumbar Adjustment

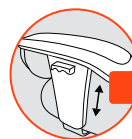
WIDTH: 26.5
DEPTH: 26.5
HEIGHT: 40.0-47.5
SEAT WIDTH: 22.0
SEAT DEPTH: 16.0
SEAT HEIGHT: 18.5-23.0
BACK WIDTH: 19.5
BACK HEIGHT: 23.0-26.0
COM: 0.9 YDS
WEIGHT: 46.0 LB

ARM OPTIONS



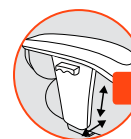
A1
\$70

Black soft touch loop arm



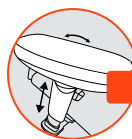
A4
\$75

2-way adjustable arm for height



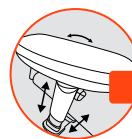
A5
\$95

4-way adjustable arm for height and width



A6
\$130

6-way adjustable arm for height, pivots, and with Ura-Soft sliding arm pads



A7
\$150

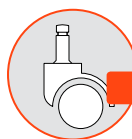
8-way adjustable arm for height, width, pivots, and with Ura-Soft sliding arm pads



A16
\$100

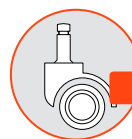
Black Soft Touch C-Shape Arm

CASTER OPTIONS



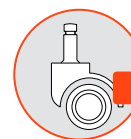
C1
STD

50mm Hooded Casters



C1S
\$30

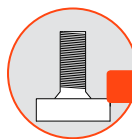
50mm Hooded Hard Floor Casters



C2S
\$35

50mm Hooded Self-Locking Hard Floor Casters

ADDITIONAL OPTIONS



BT
\$15

Replace Knob with Bolt (for B2 or S2 Controls ONLY)



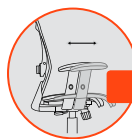
EF1
\$30

1" extra foam on seat



MF1
\$50

1" Visco elastic memory foam on seat



SS
\$60

Seat Slider 2.5" Side Paddle Activated

agent

lending comfort, durability and value to every project

GSA SIN # 711-18

- Task, stool, and conference seating
- Ratchet back height adjustment on P1, R1, M1, and Y2 models
- Warranted up to 250 lbs with S2, R1, P1
- Warranted up to 300 lbs with M1, Y2
- CAL TB 133 Fire Code approved



MID-BACK

MODEL	CONTROL	DESCRIPTION	ARM	FABRIC																																																								
1660	M1	<p>MID-BACK MULTI-FUNCTION CONTROL</p> <p>Fully articulating seat and back for the highest level of ergonomic needs. Forward seat pitch adjustment from 0 to 6 degrees.</p>	ARMLESS	<table border="1"> <thead> <tr> <th>A/COM</th> <th>B</th> <th>C</th> <th>D</th> <th>E</th> <th>F</th> <th>G</th> </tr> </thead> <tbody> <tr><td>475</td><td>505</td><td>525</td><td>555</td><td>590</td><td>630</td><td>670</td></tr> <tr><td>545</td><td>575</td><td>595</td><td>625</td><td>660</td><td>700</td><td>740</td></tr> <tr><td>550</td><td>580</td><td>600</td><td>630</td><td>665</td><td>705</td><td>745</td></tr> <tr><td>570</td><td>600</td><td>620</td><td>650</td><td>685</td><td>725</td><td>765</td></tr> <tr><td>605</td><td>635</td><td>655</td><td>685</td><td>720</td><td>760</td><td>800</td></tr> <tr><td>625</td><td>655</td><td>675</td><td>705</td><td>740</td><td>780</td><td>820</td></tr> <tr><td>575</td><td>605</td><td>625</td><td>655</td><td>690</td><td>730</td><td>770</td></tr> </tbody> </table>	A/COM	B	C	D	E	F	G	475	505	525	555	590	630	670	545	575	595	625	660	700	740	550	580	600	630	665	705	745	570	600	620	650	685	725	765	605	635	655	685	720	760	800	625	655	675	705	740	780	820	575	605	625	655	690	730	770
A/COM	B		C	D	E	F	G																																																					
475	505		525	555	590	630	670																																																					
545	575		595	625	660	700	740																																																					
550	580		600	630	665	705	745																																																					
570	600		620	650	685	725	765																																																					
605	635		655	685	720	760	800																																																					
625	655	675	705	740	780	820																																																						
575	605	625	655	690	730	770																																																						
		A1	545	575	595	625	660	700	740																																																			
		A4	550	580	600	630	665	705	745																																																			
		A5	570	600	620	650	685	725	765																																																			
		A6	605	635	655	685	720	760	800																																																			
		A7	625	655	675	705	740	780	820																																																			
		A16	575	605	625	655	690	730	770																																																			

MODEL	CONTROL	DESCRIPTION	ARM	FABRIC																																																								
1660	Y2-SS	<p>MID-BACK SYNCHRO TILT CONTROL</p> <p>Use for a variety of general office seating, including private office and conference room seating.</p>	ARMLESS	<table border="1"> <thead> <tr> <th>A/COM</th> <th>B</th> <th>C</th> <th>D</th> <th>E</th> <th>F</th> <th>G</th> </tr> </thead> <tbody> <tr><td>515</td><td>545</td><td>565</td><td>595</td><td>630</td><td>670</td><td>710</td></tr> <tr><td>585</td><td>615</td><td>635</td><td>665</td><td>700</td><td>740</td><td>780</td></tr> <tr><td>590</td><td>620</td><td>640</td><td>670</td><td>705</td><td>745</td><td>785</td></tr> <tr><td>610</td><td>640</td><td>660</td><td>690</td><td>725</td><td>765</td><td>805</td></tr> <tr><td>645</td><td>675</td><td>695</td><td>725</td><td>760</td><td>800</td><td>840</td></tr> <tr><td>665</td><td>695</td><td>715</td><td>745</td><td>780</td><td>820</td><td>860</td></tr> <tr><td>615</td><td>645</td><td>665</td><td>695</td><td>730</td><td>770</td><td>810</td></tr> </tbody> </table>	A/COM	B	C	D	E	F	G	515	545	565	595	630	670	710	585	615	635	665	700	740	780	590	620	640	670	705	745	785	610	640	660	690	725	765	805	645	675	695	725	760	800	840	665	695	715	745	780	820	860	615	645	665	695	730	770	810
A/COM	B		C	D	E	F	G																																																					
515	545		565	595	630	670	710																																																					
585	615		635	665	700	740	780																																																					
590	620		640	670	705	745	785																																																					
610	640		660	690	725	765	805																																																					
645	675		695	725	760	800	840																																																					
665	695	715	745	780	820	860																																																						
615	645	665	695	730	770	810																																																						
		A1	585	615	635	665	700	740	780																																																			
		A4	590	620	640	670	705	745	785																																																			
		A5	610	640	660	690	725	765	805																																																			
		A6	645	675	695	725	760	800	840																																																			
		A7	665	695	715	745	780	820	860																																																			
		A16	615	645	665	695	730	770	810																																																			

SS SEAT SLIDER STANDARD WITH THIS CONFIGURATION

MODEL	CONTROL	DESCRIPTION	ARM	FABRIC																					
1660	GT	<p>GUEST</p> <p>Well suited for guest seating.</p>	ARMLESS	<table border="1"> <thead> <tr> <th>A/COM</th> <th>B</th> <th>C</th> <th>D</th> <th>E</th> <th>F</th> <th>G</th> </tr> </thead> <tbody> <tr><td>345</td><td>375</td><td>395</td><td>425</td><td>460</td><td>500</td><td>540</td></tr> <tr><td>415</td><td>445</td><td>465</td><td>495</td><td>530</td><td>570</td><td>610</td></tr> </tbody> </table>	A/COM	B	C	D	E	F	G	345	375	395	425	460	500	540	415	445	465	495	530	570	610
A/COM	B		C	D	E	F	G																		
345	375	395	425	460	500	540																			
415	445	465	495	530	570	610																			
		A1	415	445	465	495	530	570	610																

SHIPS PARTIALLY ASSEMBLED PAC OR AB



CREATING AGENT MODEL NUMBER

MODEL NUMBER CONTROL ARMS GRADE CASTERS PACKAGING OPTIONS

1 6 6 0 - [] [] - A [] [] - [] [] [] [] - [] [] [] [] - [] [] [] []

* FOR ARMLESS CODE USE A00 * GT MODELS DO NOT HAVE A CASTER CODE

PACKAGING NOTES

CODE	DESCRIPTION	LIST UPCHARGE
AB	ASSEMBLED IN BAG FOR WILL CALL	\$0
PAC	PARTIALLY ASSEMBLED IN CARTON	\$0
BAC	BACK ASSEMBLED IN CARTON	\$40

FEATURES

- Pneumatic Seat Height Adjustment
- Tilt Tension Control
- Seat and Back Tilt as a Unit
- Floating Seat Position Tilt Lock
- Infinite Back Angle Adj w/ Free Float
- Seat Pivots from 0° to 6° Forward
- Ratchet Back Height Lumbar Adjustment

DIMENSIONS

WIDTH: 26.5
DEPTH: 26.5
HEIGHT: 40.0-47.5
SEAT WIDTH: 22.0
SEAT DEPTH: 17.0
SEAT HEIGHT: 18.5-23.0
BACK WIDTH: 19.5
BACK HEIGHT: 23.0-26.0
COM: 0.9 YDS
WEIGHT: 50.0 LB

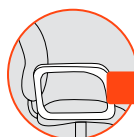
- Pneumatic Seat Height Adjustment
- Side Tilt Tension Control
- Back and Seat Tilt in 2:1 ratio
- 4 Locking Positions
- Safety Tilt Release
- Ratchet Back Height Lumbar Adjustment
- SS Seat Slider standard

WIDTH: 26.5
DEPTH: 26.5
HEIGHT: 38.5-44.0
SEAT WIDTH: 22.0
SEAT DEPTH: 17.0-19.5
SEAT HEIGHT: 18.5-23.0
BACK WIDTH: 19.5
BACK HEIGHT: 23.0-26.0
COM: 0.9 YDS
WEIGHT: 52.0 LB

- Cantilever Base Design

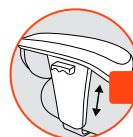
WIDTH: 26.5
DEPTH: 26.5
HEIGHT: 40.0
SEAT WIDTH: 22.0
SEAT DEPTH: 17.0
SEAT HEIGHT: 17.0
BACK WIDTH: 19.5
BACK HEIGHT: 23.0
COM: 0.9 YDS
WEIGHT: 42.0 LB

ARM OPTIONS



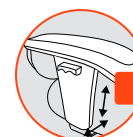
A1
\$70

Black soft touch loop arm



A4
\$75

2-way adjustable arm for height



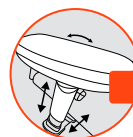
A5
\$95

4-way adjustable arm for height and width



A6
\$130

6-way adjustable arm for height, pivots, and with Ura-Soft sliding arm pads



A7
\$150

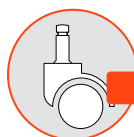
8-way adjustable arm for height, width, pivots, and with Ura-Soft sliding arm pads



A16
\$100


Black Soft Touch C-Shape Arm

CASTER OPTIONS



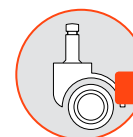
C1
STD

50mm Hooded Casters



C1S
\$30

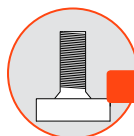
50mm Hooded Hard Floor Casters



C2S
\$35

50mm Hooded Self-Locking Hard Floor Casters

ADDITIONAL OPTIONS



BT
\$15

Replace Knob with Bolt (for B2 or S2 Controls ONLY)



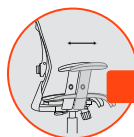
EF1
\$30

1" extra foam on seat



MF1
\$50

1" Visco elastic memory foam on seat



SS
\$60

Seat Slider 2.5" Side Paddle Activated

agent

lending comfort, durability and value to every project

GSA SIN # 711-18

- Task, stool, and conference seating
- Ratchet back height adjustment on P1, R1, M1, and Y2 models
- Warranted up to 250 lbs with S2, R1, P1
- Warranted up to 300 lbs with M1, Y2
- CAL TB 133 Fire Code approved



MID-BACK STOOL

MODEL	CONTROL	DESCRIPTION	ARM	FABRIC																																																								
1666	B2	10" STOOL BASIC CONTROL Use for work surfaces up to 42 inches high.	ARMLESS	<table border="1"> <thead> <tr> <th>A/COM</th> <th>B</th> <th>C</th> <th>D</th> <th>E</th> <th>F</th> <th>G</th> </tr> </thead> <tbody> <tr><td>450</td><td>480</td><td>500</td><td>530</td><td>565</td><td>605</td><td>645</td></tr> <tr><td>520</td><td>550</td><td>570</td><td>600</td><td>635</td><td>675</td><td>715</td></tr> <tr><td>525</td><td>555</td><td>575</td><td>605</td><td>640</td><td>680</td><td>720</td></tr> <tr><td>545</td><td>575</td><td>595</td><td>625</td><td>660</td><td>700</td><td>740</td></tr> <tr><td>580</td><td>610</td><td>630</td><td>660</td><td>695</td><td>735</td><td>775</td></tr> <tr><td>600</td><td>630</td><td>650</td><td>680</td><td>715</td><td>755</td><td>795</td></tr> <tr><td>550</td><td>580</td><td>600</td><td>630</td><td>665</td><td>705</td><td>745</td></tr> </tbody> </table>	A/COM	B	C	D	E	F	G	450	480	500	530	565	605	645	520	550	570	600	635	675	715	525	555	575	605	640	680	720	545	575	595	625	660	700	740	580	610	630	660	695	735	775	600	630	650	680	715	755	795	550	580	600	630	665	705	745
A/COM	B		C	D	E	F	G																																																					
450	480		500	530	565	605	645																																																					
520	550		570	600	635	675	715																																																					
525	555		575	605	640	680	720																																																					
545	575		595	625	660	700	740																																																					
580	610		630	660	695	735	775																																																					
600	630	650	680	715	755	795																																																						
550	580	600	630	665	705	745																																																						
			A1																																																									
			A4																																																									
			A5																																																									
			A6																																																									
			A7																																																									
			A16																																																									
SS SEAT SLIDER NOT AVAILABLE																																																												
1666	P1	10" STOOL POSTURE BACK CONTROL Use for work surfaces up to 42 inches high.	ARMLESS	<table border="1"> <thead> <tr> <th>A/COM</th> <th>B</th> <th>C</th> <th>D</th> <th>E</th> <th>F</th> <th>G</th> </tr> </thead> <tbody> <tr><td>535</td><td>565</td><td>585</td><td>615</td><td>650</td><td>690</td><td>730</td></tr> <tr><td>605</td><td>635</td><td>655</td><td>685</td><td>720</td><td>760</td><td>800</td></tr> <tr><td>610</td><td>640</td><td>660</td><td>690</td><td>725</td><td>765</td><td>805</td></tr> <tr><td>630</td><td>660</td><td>680</td><td>710</td><td>745</td><td>785</td><td>825</td></tr> <tr><td>665</td><td>695</td><td>715</td><td>745</td><td>780</td><td>820</td><td>860</td></tr> <tr><td>685</td><td>715</td><td>735</td><td>765</td><td>800</td><td>840</td><td>880</td></tr> <tr><td>635</td><td>665</td><td>685</td><td>715</td><td>750</td><td>790</td><td>830</td></tr> </tbody> </table>	A/COM	B	C	D	E	F	G	535	565	585	615	650	690	730	605	635	655	685	720	760	800	610	640	660	690	725	765	805	630	660	680	710	745	785	825	665	695	715	745	780	820	860	685	715	735	765	800	840	880	635	665	685	715	750	790	830
A/COM	B		C	D	E	F	G																																																					
535	565		585	615	650	690	730																																																					
605	635		655	685	720	760	800																																																					
610	640		660	690	725	765	805																																																					
630	660		680	710	745	785	825																																																					
665	695		715	745	780	820	860																																																					
685	715	735	765	800	840	880																																																						
635	665	685	715	750	790	830																																																						
			A1																																																									
			A4																																																									
			A5																																																									
			A6																																																									
			A7																																																									
			A16																																																									
SS SEAT SLIDER NOT AVAILABLE																																																												
1668	B2	8" STOOL BASIC CONTROL Use for work surfaces up to 36 inches high.	ARMLESS	<table border="1"> <thead> <tr> <th>A/COM</th> <th>B</th> <th>C</th> <th>D</th> <th>E</th> <th>F</th> <th>G</th> </tr> </thead> <tbody> <tr><td>450</td><td>480</td><td>500</td><td>530</td><td>565</td><td>605</td><td>645</td></tr> <tr><td>520</td><td>550</td><td>570</td><td>600</td><td>635</td><td>675</td><td>715</td></tr> <tr><td>525</td><td>555</td><td>575</td><td>605</td><td>640</td><td>680</td><td>720</td></tr> <tr><td>545</td><td>575</td><td>595</td><td>625</td><td>660</td><td>700</td><td>740</td></tr> <tr><td>580</td><td>610</td><td>630</td><td>660</td><td>695</td><td>735</td><td>775</td></tr> <tr><td>600</td><td>630</td><td>650</td><td>680</td><td>715</td><td>755</td><td>795</td></tr> <tr><td>550</td><td>580</td><td>600</td><td>630</td><td>665</td><td>705</td><td>745</td></tr> </tbody> </table>	A/COM	B	C	D	E	F	G	450	480	500	530	565	605	645	520	550	570	600	635	675	715	525	555	575	605	640	680	720	545	575	595	625	660	700	740	580	610	630	660	695	735	775	600	630	650	680	715	755	795	550	580	600	630	665	705	745
A/COM	B		C	D	E	F	G																																																					
450	480		500	530	565	605	645																																																					
520	550		570	600	635	675	715																																																					
525	555		575	605	640	680	720																																																					
545	575		595	625	660	700	740																																																					
580	610		630	660	695	735	775																																																					
600	630	650	680	715	755	795																																																						
550	580	600	630	665	705	745																																																						
			A1																																																									
			A4																																																									
			A5																																																									
			A6																																																									
			A7																																																									
			A16																																																									
SS SEAT SLIDER NOT AVAILABLE																																																												
1668	P1	8" STOOL POSTURE BACK CONTROL Use for work surfaces up to 36 inches high.	ARMLESS	<table border="1"> <thead> <tr> <th>A/COM</th> <th>B</th> <th>C</th> <th>D</th> <th>E</th> <th>F</th> <th>G</th> </tr> </thead> <tbody> <tr><td>535</td><td>565</td><td>585</td><td>615</td><td>650</td><td>690</td><td>730</td></tr> <tr><td>605</td><td>635</td><td>655</td><td>685</td><td>720</td><td>760</td><td>800</td></tr> <tr><td>610</td><td>640</td><td>660</td><td>690</td><td>725</td><td>765</td><td>805</td></tr> <tr><td>630</td><td>660</td><td>680</td><td>710</td><td>745</td><td>785</td><td>825</td></tr> <tr><td>665</td><td>695</td><td>715</td><td>745</td><td>780</td><td>820</td><td>860</td></tr> <tr><td>685</td><td>715</td><td>735</td><td>765</td><td>800</td><td>840</td><td>880</td></tr> <tr><td>635</td><td>665</td><td>685</td><td>715</td><td>750</td><td>790</td><td>830</td></tr> </tbody> </table>	A/COM	B	C	D	E	F	G	535	565	585	615	650	690	730	605	635	655	685	720	760	800	610	640	660	690	725	765	805	630	660	680	710	745	785	825	665	695	715	745	780	820	860	685	715	735	765	800	840	880	635	665	685	715	750	790	830
A/COM	B		C	D	E	F	G																																																					
535	565		585	615	650	690	730																																																					
605	635		655	685	720	760	800																																																					
610	640		660	690	725	765	805																																																					
630	660		680	710	745	785	825																																																					
665	695		715	745	780	820	860																																																					
685	715	735	765	800	840	880																																																						
635	665	685	715	750	790	830																																																						
			A1																																																									
			A4																																																									
			A5																																																									
			A6																																																									
			A7																																																									
			A16																																																									
SS SEAT SLIDER NOT AVAILABLE																																																												

CREATING AGENT MODEL NUMBER

MODEL NUMBER CONTROL ARMS GRADE CASTERS PACKAGING OPTIONS

1 6 - - A - - C 1 - - - -

* FOR ARMLESS CODE USE A00

PACKAGING NOTES

CODE	DESCRIPTION	LIST UPCHARGE
AB	ASSEMBLED IN BAG FOR WILL CALL	\$0
PAC	PARTIALLY ASSEMBLED IN CARTON	\$0
BAC	BACK ASSEMBLED IN CARTON	\$40

FEATURES

- 360 degree swivel
- Pneumatic Seat Height Adjustment
- Adjustable Back Depth
- Height Adjustable Foot Ring

DIMENSIONS

WIDTH: 26.5
DEPTH: 26.5
HEIGHT: 47.5-57.5
SEAT WIDTH: 22.0
SEAT DEPTH: 17.0
SEAT HEIGHT: 26.5-36.5
BACK WIDTH: 19.5
BACK HEIGHT: 23.0
COM: 0.9 YDS
WEIGHT: 46.0 LB

- Pneumatic Seat Height Adjustment
- Infinite back angle adjust with free float
- Ratchet Back Height Lumbar Adjustment
- Height Adjustable Foot Ring

WIDTH: 26.5
DEPTH: 26.5
HEIGHT: 47.5-61.0
SEAT WIDTH: 22.0
SEAT DEPTH: 17.0
SEAT HEIGHT: 26.5-36.5
BACK WIDTH: 19.5
BACK HEIGHT: 23.0-26.0
COM: 0.9 YDS
WEIGHT: 50.0 LB

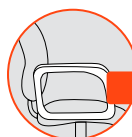
- 360 degree swivel
- Pneumatic Seat Height Adjustment
- Adjustable back depth
- Height Adjustable Foot Ring

WIDTH: 26.5
DEPTH: 26.5
HEIGHT: 43.5-51.5
SEAT WIDTH: 22.0
SEAT DEPTH: 17.0
SEAT HEIGHT: 22.5-30.5
BACK WIDTH: 19.5
BACK HEIGHT: 23.0
COM: 0.9 YDS
WEIGHT: 45.0 LB

- Pneumatic Seat Height Adjustment
- Infinite back angle adjust with free float
- Ratchet Back Height Lumbar Adjustment
- Height Adjustable Foot Ring

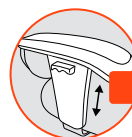
WIDTH: 26.5
DEPTH: 26.5
HEIGHT: 43.5-55.0
SEAT WIDTH: 22.0
SEAT DEPTH: 17.0
SEAT HEIGHT: 22.5-30.5
BACK WIDTH: 19.5
BACK HEIGHT: 23.0-26.0
COM: 0.9 YDS
WEIGHT: 49.0 LB

ARM OPTIONS



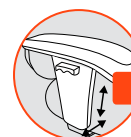
A1
\$70

Black soft touch loop arm



A4
\$75

2-way adjustable arm for height



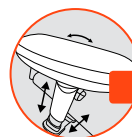
A5
\$95

4-way adjustable arm for height and width



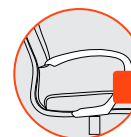
A6
\$130

6-way adjustable arm for height, pivots, and with *Ura-Soft* sliding arm pads



A7
\$150

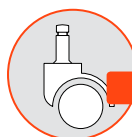
8-way adjustable arm for height, width, pivots, and with *Ura-Soft* sliding arm pads



A16
\$100


Black Soft Touch C-Shape Arm

CASTER OPTIONS



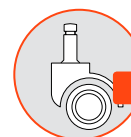
C1
STD

50mm Hooded Casters



C1S
\$30

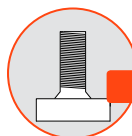
50mm Hooded Hard Floor Casters



C2S
\$35

50mm Hooded Self-Locking Hard Floor Casters

ADDITIONAL OPTIONS



BT
\$15

Replace Knob with Bolt (for B2 or S2 Controls ONLY)



EF1
\$30

1" extra foam on seat



MF1
\$50

1" Visco elastic memory foam on seat

aria

provides revolutionary comfort

MESH BACK

GSA SIN # 711-18 pending

- Task, stool, management, and conference seating
- Suspension seat incorporates a flexible high performance mesh with a molded high density foam overlay
- Choice of 8 back mesh colors
- Integrated handle in chair back
- Optional height adjustable lumbar
- Warranted up to 250 lbs on all models
- CAL TB 133 Fire Code approved



MODEL	CONTROL	DESCRIPTION	ARM	FABRIC																																																																						
1860	Y1	MID-BACK SIMPLE SYNCHRO TILT CONTROL Use for a variety of general office seating, including private office and conference room seating.	ARMLESS	<table border="1"> <thead> <tr> <th>A/COM</th> <th>B</th> <th>C</th> <th>D</th> <th>E</th> <th>F</th> <th>G</th> <th>L3/COL</th> <th>L4</th> <th>L5</th> </tr> </thead> <tbody> <tr><td>470</td><td>500</td><td>520</td><td>550</td><td>585</td><td>625</td><td>665</td><td>530</td><td>565</td><td>650</td></tr> <tr><td>600</td><td>630</td><td>650</td><td>680</td><td>715</td><td>755</td><td>795</td><td>660</td><td>695</td><td>780</td></tr> <tr><td>555</td><td>585</td><td>605</td><td>635</td><td>670</td><td>710</td><td>750</td><td>615</td><td>650</td><td>735</td></tr> <tr><td>580</td><td>610</td><td>630</td><td>660</td><td>695</td><td>735</td><td>775</td><td>640</td><td>675</td><td>760</td></tr> <tr><td>600</td><td>630</td><td>650</td><td>680</td><td>715</td><td>755</td><td>795</td><td>660</td><td>695</td><td>780</td></tr> <tr><td>555</td><td>585</td><td>605</td><td>635</td><td>670</td><td>710</td><td>750</td><td>615</td><td>650</td><td>735</td></tr> </tbody> </table>	A/COM	B	C	D	E	F	G	L3/COL	L4	L5	470	500	520	550	585	625	665	530	565	650	600	630	650	680	715	755	795	660	695	780	555	585	605	635	670	710	750	615	650	735	580	610	630	660	695	735	775	640	675	760	600	630	650	680	715	755	795	660	695	780	555	585	605	635	670	710	750	615	650	735
A/COM	B		C	D	E	F	G	L3/COL	L4	L5																																																																
470	500		520	550	585	625	665	530	565	650																																																																
600	630		650	680	715	755	795	660	695	780																																																																
555	585		605	635	670	710	750	615	650	735																																																																
580	610		630	660	695	735	775	640	675	760																																																																
600	630	650	680	715	755	795	660	695	780																																																																	
555	585	605	635	670	710	750	615	650	735																																																																	
			A6																																																																							
			A8B / A8S																																																																							
			A40																																																																							
			A41																																																																							
			A10																																																																							
				SEAT SLIDER - NOT AVAILABLE																																																																						
1860	Y3	MID-BACK FULL SYNCHRO TILT CONTROL Use for a variety of general office seating, including private office and conference room seating.	ARMLESS	<table border="1"> <thead> <tr> <th>A/COM</th> <th>B</th> <th>C</th> <th>D</th> <th>E</th> <th>F</th> <th>G</th> <th>L3/COL</th> <th>L4</th> <th>L5</th> </tr> </thead> <tbody> <tr><td>540</td><td>570</td><td>590</td><td>620</td><td>655</td><td>695</td><td>735</td><td>600</td><td>635</td><td>720</td></tr> <tr><td>670</td><td>700</td><td>720</td><td>750</td><td>785</td><td>825</td><td>865</td><td>730</td><td>765</td><td>850</td></tr> <tr><td>625</td><td>655</td><td>675</td><td>705</td><td>740</td><td>780</td><td>820</td><td>685</td><td>720</td><td>805</td></tr> <tr><td>650</td><td>680</td><td>700</td><td>730</td><td>765</td><td>805</td><td>845</td><td>710</td><td>745</td><td>830</td></tr> <tr><td>670</td><td>700</td><td>720</td><td>750</td><td>785</td><td>825</td><td>865</td><td>730</td><td>765</td><td>850</td></tr> <tr><td>625</td><td>655</td><td>675</td><td>705</td><td>740</td><td>780</td><td>820</td><td>685</td><td>720</td><td>805</td></tr> </tbody> </table>	A/COM	B	C	D	E	F	G	L3/COL	L4	L5	540	570	590	620	655	695	735	600	635	720	670	700	720	750	785	825	865	730	765	850	625	655	675	705	740	780	820	685	720	805	650	680	700	730	765	805	845	710	745	830	670	700	720	750	785	825	865	730	765	850	625	655	675	705	740	780	820	685	720	805
A/COM	B		C	D	E	F	G	L3/COL	L4	L5																																																																
540	570		590	620	655	695	735	600	635	720																																																																
670	700		720	750	785	825	865	730	765	850																																																																
625	655		675	705	740	780	820	685	720	805																																																																
650	680		700	730	765	805	845	710	745	830																																																																
670	700	720	750	785	825	865	730	765	850																																																																	
625	655	675	705	740	780	820	685	720	805																																																																	
			A6																																																																							
			A8B / A8S																																																																							
			A40																																																																							
			A41																																																																							
			A10																																																																							
				SEAT SLIDER - NOT AVAILABLE																																																																						
1866	Y1	10" TRAVEL HIGH STOOL SIMPLE SYNCHRO TILT CONTROL Use for work surfaces up to 42 inches high.	ARMLESS	<table border="1"> <thead> <tr> <th>A/COM</th> <th>B</th> <th>C</th> <th>D</th> <th>E</th> <th>F</th> <th>G</th> <th>L3/COL</th> <th>L4</th> <th>L5</th> </tr> </thead> <tbody> <tr><td>590</td><td>620</td><td>640</td><td>670</td><td>705</td><td>745</td><td>785</td><td>650</td><td>685</td><td>770</td></tr> <tr><td>720</td><td>750</td><td>770</td><td>800</td><td>835</td><td>875</td><td>915</td><td>780</td><td>815</td><td>900</td></tr> <tr><td>675</td><td>705</td><td>725</td><td>755</td><td>790</td><td>830</td><td>870</td><td>735</td><td>770</td><td>855</td></tr> <tr><td>700</td><td>730</td><td>750</td><td>780</td><td>815</td><td>855</td><td>895</td><td>760</td><td>795</td><td>880</td></tr> <tr><td>720</td><td>750</td><td>770</td><td>800</td><td>835</td><td>875</td><td>915</td><td>780</td><td>815</td><td>900</td></tr> <tr><td>675</td><td>705</td><td>725</td><td>755</td><td>790</td><td>830</td><td>870</td><td>735</td><td>770</td><td>855</td></tr> </tbody> </table>	A/COM	B	C	D	E	F	G	L3/COL	L4	L5	590	620	640	670	705	745	785	650	685	770	720	750	770	800	835	875	915	780	815	900	675	705	725	755	790	830	870	735	770	855	700	730	750	780	815	855	895	760	795	880	720	750	770	800	835	875	915	780	815	900	675	705	725	755	790	830	870	735	770	855
A/COM	B		C	D	E	F	G	L3/COL	L4	L5																																																																
590	620		640	670	705	745	785	650	685	770																																																																
720	750		770	800	835	875	915	780	815	900																																																																
675	705		725	755	790	830	870	735	770	855																																																																
700	730		750	780	815	855	895	760	795	880																																																																
720	750	770	800	835	875	915	780	815	900																																																																	
675	705	725	755	790	830	870	735	770	855																																																																	
			A6																																																																							
			A8B / A8S																																																																							
			A40																																																																							
			A41																																																																							
			A10																																																																							
				SEAT SLIDER - NOT AVAILABLE																																																																						
1868	Y1	8" TRAVEL LOW STOOL SIMPLE SYNCHRO TILT CONTROL Use for work surfaces up to 36 inches high.	ARMLESS	<table border="1"> <thead> <tr> <th>A/COM</th> <th>B</th> <th>C</th> <th>D</th> <th>E</th> <th>F</th> <th>G</th> <th>L3/COL</th> <th>L4</th> <th>L5</th> </tr> </thead> <tbody> <tr><td>590</td><td>620</td><td>640</td><td>670</td><td>705</td><td>745</td><td>785</td><td>650</td><td>685</td><td>770</td></tr> <tr><td>720</td><td>750</td><td>770</td><td>800</td><td>835</td><td>875</td><td>915</td><td>780</td><td>815</td><td>900</td></tr> <tr><td>675</td><td>705</td><td>725</td><td>755</td><td>790</td><td>830</td><td>870</td><td>735</td><td>770</td><td>855</td></tr> <tr><td>700</td><td>730</td><td>750</td><td>780</td><td>815</td><td>855</td><td>895</td><td>760</td><td>795</td><td>880</td></tr> <tr><td>720</td><td>750</td><td>770</td><td>800</td><td>835</td><td>875</td><td>915</td><td>780</td><td>815</td><td>900</td></tr> <tr><td>675</td><td>705</td><td>725</td><td>755</td><td>790</td><td>830</td><td>870</td><td>735</td><td>770</td><td>855</td></tr> </tbody> </table>	A/COM	B	C	D	E	F	G	L3/COL	L4	L5	590	620	640	670	705	745	785	650	685	770	720	750	770	800	835	875	915	780	815	900	675	705	725	755	790	830	870	735	770	855	700	730	750	780	815	855	895	760	795	880	720	750	770	800	835	875	915	780	815	900	675	705	725	755	790	830	870	735	770	855
A/COM	B		C	D	E	F	G	L3/COL	L4	L5																																																																
590	620		640	670	705	745	785	650	685	770																																																																
720	750		770	800	835	875	915	780	815	900																																																																
675	705		725	755	790	830	870	735	770	855																																																																
700	730		750	780	815	855	895	760	795	880																																																																
720	750	770	800	835	875	915	780	815	900																																																																	
675	705	725	755	790	830	870	735	770	855																																																																	
			A6																																																																							
			A8B / A8S																																																																							
			A40																																																																							
			A41																																																																							
			A10																																																																							
				SEAT SLIDER - NOT AVAILABLE																																																																						

CREATING ARIA MODEL NUMBER

MODEL NUMBER CONTROL ARMS BACK MESH COLOR GRADE CASTERS PACKAGING OPTIONS

1 8 6 0 - [] [] - A [] [] - M 2 [] [] - [] [] - C 6 [] [] - [] [] [] - [] [] []

* FOR ARMLESS CODE USE A00

PACKAGING NOTES

CODE	DESCRIPTION	LIST UPCHARGE
AB	ASSEMBLED IN BAG FOR WILL CALL	\$0
PAC	PARTIALLY ASSEMBLED IN CARTON	\$0
BAC	BACK ASSEMBLED IN CARTON	\$40

FEATURES

- Pneumatic Seat Height Adjustment
- Tilt Tension Control
- Back and Seat Tilt in 3:1 Ratio
- Upright Position Tilt Lock
- Molded Foam Suspension Seat
- Optional Height Adjustable Lumbar

- Pneumatic Seat Height Adjustment
- Tilt Tension Control
- Back and Seat Tilt in 2:1 ratio
- 3 Locking Positions
- Safety Tilt Release
- Injection Molded Suspension Seat
- Optional Height Adjustable Lumbar

- Pneumatic Seat Height Adjustment
- Tilt Tension Control
- Back and Seat Tilt in 3:1 Ratio
- Upright Position Tilt Lock
- Molded Foam Suspension Seat
- Optional Height Adjustable Lumbar
- Height Adj 20" Diameter Footring

- Pneumatic Seat Height Adjustment
- Tilt Tension Control
- Back and Seat Tilt in 3:1 Ratio
- Upright Position Tilt Lock
- Molded Foam Suspension Seat
- Optional Height Adjustable Lumbar
- Height Adj 20" Diameter Footring

DIMENSIONS

WIDTH: 25.0-26.5
DEPTH: 27.5
HEIGHT: 36.0-40.5
SEAT WIDTH: 21.0
SEAT DEPTH: 16.5
SEAT HEIGHT: 18.0-22.5
BACK WIDTH: 19.0
BACK HEIGHT: 18.5
COM: 0.9 YD
COL: 11.0 SQ FT
WEIGHT: 36.0 LB

WIDTH: 25.0-26.5
DEPTH: 27.5
HEIGHT: 36.0-40.5
SEAT WIDTH: 21.0
SEAT DEPTH: 16.5
SEAT HEIGHT: 18.0-22.5
BACK WIDTH: 19.0
BACK HEIGHT: 18.5
COM: 0.9 YD
COL: 11.0 SQ FT
WEIGHT: 38.0 LB

WIDTH: 25.0-26.5
DEPTH: 27.5
HEIGHT: 45.5-55.5
SEAT WIDTH: 21.0
SEAT DEPTH: 16.5
SEAT HEIGHT: 27.5-37.5
BACK WIDTH: 19.0
BACK HEIGHT: 18.5
COM: 0.9 YD
COL: 11.0 SQ FT
WEIGHT: 44.0 LB

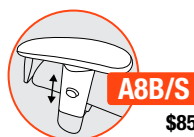
WIDTH: 25.0-26.5
DEPTH: 27.5
HEIGHT: 40.5-48.5
SEAT WIDTH: 21.0
SEAT DEPTH: 16.5
SEAT HEIGHT: 22.5-30.5
BACK WIDTH: 19.0
BACK HEIGHT: 18.5
COM: 0.9 YD
COL: 11.0 SQ FT
WEIGHT: 43.0 LB

ARM OPTIONS



A6
\$130

6-way adjustable arm for height, pivots, and with Ura-Soft sliding arm pads



A8B/S
\$85

2-Way Adjustable Arm Height Adjustable A8B Black or A8S Silver



A10
\$85

Black Soft Touch Cantilever style C-Shaped Arm



A40
\$110

2-Way Adjustable Arm Ratchet Height Adjustment with Fixed Arm Pad



A41
\$130

6-Way Adjustable Arm Ratchet Height Adjustment with Side and Forward Sliding Arm Pad

CASTER OPTIONS



C6
STD

Standard 65mm Hoodless Casters



C6S
\$35

65mm Hoodless Hard Floor Casters

ADDITIONAL OPTIONS



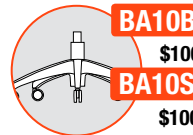
LB
\$30

Height Adjustable Lumbar Support



BA10P
\$100

26" High Profile Polished Aluminum Base



BA10B
\$100
BA10S
\$100

26" High Profile Black or Silver Powder Coated Aluminum Base

MESH COLORS

BLACK M21	GRAY M22	WHITE M23	GREEN M24
RED M25	BLUE M26	ORANGE M27	AQUA M28



aria

provides revolutionary comfort

MESH BACK

GSA SIN # 711-18 pending

- Task, stool, management, and conference seating
- Suspension seat incorporates a flexible high performance mesh with a molded high density foam overlay
- Choice of 8 back mesh colors
- Integrated handle in chair back
- Optional height adjustable lumbar
- Warranted up to 300 lbs on all models
- CAL TB 133 Fire Code approved



MODEL	CONTROL	DESCRIPTION	ARM	FABRIC																																																																						
1880	Y4	HIGH-BACK INTENSIVE SYNCHRO TILT CONTROL Use for a variety of general office task seating, including private office and conference room seating.	ARMLESS	<table border="1"> <thead> <tr> <th>A/COM</th> <th>B</th> <th>C</th> <th>D</th> <th>E</th> <th>F</th> <th>G</th> <th>L3/COL</th> <th>L4</th> <th>L5</th> </tr> </thead> <tbody> <tr><td>595</td><td>625</td><td>645</td><td>675</td><td>710</td><td>750</td><td>790</td><td>655</td><td>690</td><td>775</td></tr> <tr><td>725</td><td>755</td><td>775</td><td>805</td><td>840</td><td>880</td><td>920</td><td>785</td><td>820</td><td>905</td></tr> <tr><td>680</td><td>710</td><td>730</td><td>760</td><td>795</td><td>835</td><td>875</td><td>740</td><td>775</td><td>860</td></tr> <tr><td>705</td><td>735</td><td>755</td><td>785</td><td>820</td><td>860</td><td>900</td><td>765</td><td>800</td><td>885</td></tr> <tr><td>725</td><td>755</td><td>775</td><td>805</td><td>840</td><td>880</td><td>920</td><td>785</td><td>820</td><td>905</td></tr> <tr><td>680</td><td>710</td><td>730</td><td>760</td><td>795</td><td>835</td><td>875</td><td>740</td><td>775</td><td>860</td></tr> </tbody> </table>	A/COM	B	C	D	E	F	G	L3/COL	L4	L5	595	625	645	675	710	750	790	655	690	775	725	755	775	805	840	880	920	785	820	905	680	710	730	760	795	835	875	740	775	860	705	735	755	785	820	860	900	765	800	885	725	755	775	805	840	880	920	785	820	905	680	710	730	760	795	835	875	740	775	860
A/COM	B		C	D	E	F	G	L3/COL	L4	L5																																																																
595	625		645	675	710	750	790	655	690	775																																																																
725	755		775	805	840	880	920	785	820	905																																																																
680	710		730	760	795	835	875	740	775	860																																																																
705	735		755	785	820	860	900	765	800	885																																																																
725	755	775	805	840	880	920	785	820	905																																																																	
680	710	730	760	795	835	875	740	775	860																																																																	
		A6																																																																								
		A8B / A8S																																																																								
		A40																																																																								
		A41																																																																								
		A10																																																																								

SEAT SLIDER - STANDARD

NEW MODEL	AVAILABLE AUGUST 2015	MODEL	CONTROL	DESCRIPTION	ARM	FABRIC																																																																				
1885	Y4	HIGH-BACK W/ HEADREST INTENSIVE SYNCHRO TILT CONTROL Use for a variety of general office task seating, including private office and conference room seating.	ARMLESS	<table border="1"> <thead> <tr> <th>A/COM</th> <th>B</th> <th>C</th> <th>D</th> <th>E</th> <th>F</th> <th>G</th> <th>L3/COL</th> <th>L4</th> <th>L5</th> </tr> </thead> <tbody> <tr><td>680</td><td>710</td><td>730</td><td>760</td><td>795</td><td>835</td><td>875</td><td>740</td><td>775</td><td>860</td></tr> <tr><td>810</td><td>840</td><td>860</td><td>890</td><td>925</td><td>965</td><td>1005</td><td>870</td><td>905</td><td>990</td></tr> <tr><td>765</td><td>795</td><td>815</td><td>845</td><td>880</td><td>920</td><td>960</td><td>825</td><td>860</td><td>945</td></tr> <tr><td>790</td><td>820</td><td>840</td><td>870</td><td>905</td><td>945</td><td>985</td><td>850</td><td>885</td><td>970</td></tr> <tr><td>810</td><td>840</td><td>860</td><td>890</td><td>925</td><td>965</td><td>1005</td><td>870</td><td>905</td><td>990</td></tr> <tr><td>765</td><td>795</td><td>815</td><td>845</td><td>880</td><td>920</td><td>960</td><td>825</td><td>860</td><td>945</td></tr> </tbody> </table>	A/COM	B	C	D	E	F	G	L3/COL	L4	L5	680	710	730	760	795	835	875	740	775	860	810	840	860	890	925	965	1005	870	905	990	765	795	815	845	880	920	960	825	860	945	790	820	840	870	905	945	985	850	885	970	810	840	860	890	925	965	1005	870	905	990	765	795	815	845	880	920	960	825	860	945
A/COM	B		C	D	E	F	G	L3/COL	L4	L5																																																																
680	710		730	760	795	835	875	740	775	860																																																																
810	840		860	890	925	965	1005	870	905	990																																																																
765	795		815	845	880	920	960	825	860	945																																																																
790	820		840	870	905	945	985	850	885	970																																																																
810	840	860	890	925	965	1005	870	905	990																																																																	
765	795	815	845	880	920	960	825	860	945																																																																	
		A6																																																																								
		A8B / A8S																																																																								
		A40																																																																								
		A41																																																																								
		A10																																																																								

SEAT SLIDER - NOT AVAILABLE

NEW MODEL	AVAILABLE AUGUST 2015	MODEL	CONTROL	DESCRIPTION	ARM	FABRIC																																																
1860	GT	GUEST Black four leg steel frame side chair	SWA	<table border="1"> <thead> <tr> <th>A/COM</th> <th>B</th> <th>C</th> <th>D</th> <th>E</th> <th>F</th> <th>G</th> <th>L3/COL</th> <th>L4</th> <th>L5</th> </tr> </thead> <tbody> <tr><td>450</td><td>480</td><td>500</td><td>530</td><td>565</td><td>605</td><td>645</td><td>530</td><td>565</td><td>630</td></tr> <tr><td></td><td></td><td></td><td></td><td></td><td></td><td></td><td></td><td></td><td></td></tr> <tr><td></td><td></td><td></td><td></td><td></td><td></td><td></td><td></td><td></td><td></td></tr> <tr><td></td><td></td><td></td><td></td><td></td><td></td><td></td><td></td><td></td><td></td></tr> </tbody> </table>	A/COM	B	C	D	E	F	G	L3/COL	L4	L5	450	480	500	530	565	605	645	530	565	630																														
A/COM	B		C	D	E	F	G	L3/COL	L4	L5																																												
450	480		500	530	565	605	645	530	565	630																																												

SEAT SLIDER - NOT AVAILABLE

CREATING ARIA MODEL NUMBER

MODEL NUMBER CONTROL ARMS BACK MESH COLOR GRADE CASTERS PACKAGING OPTIONS

1 8 8 0 - - A - M 2 - - C 6 - - - -

* FOR ARMLESS CODE USE A00

PACKAGING NOTES

CODE	DESCRIPTION	LIST UPCHARGE
AB	ASSEMBLED IN BAG FOR WILL CALL	\$0
PAC	PARTIALLY ASSEMBLED IN CARTON	\$0
BAC	BACK ASSEMBLED IN CARTON	\$40

FEATURES

- Pneumatic Seat Height Adjustment
- Side Tilt Tension Control
- Back and Seat Tilt in 2:1 ratio
- 4 Locking Positions
- Safety Tilt Release
- Forward Seat Pitch Adjustment
- Standard Seat Slider
- Injection Molded Suspension Seat
- Optional Height Adjustable Lumbar

DIMENSIONS

WIDTH: 25.0-26.5
DEPTH: 27.5
HEIGHT: 40.0-43.0
SEAT WIDTH: 21.0
SEAT DEPTH: 17.0-19.5
SEAT HEIGHT: 17.5-21.5
BACK WIDTH: 19.0
BACK HEIGHT: 23.0
COM: 0.9 YD
COL: 11.0 SQ FT
WEIGHT: 44.0 LB

- Pneumatic Seat Height Adjustment
- Tilt Tension Control
- Back and Seat Tilt in 2:1 ratio
- 3 Locking Positions
- Safety Tilt Release
- Injection Molded Suspension Seat
- Optional Height Adjustable Lumbar
- 3 Way Adjustable Headrest

WIDTH: 25.0-26.5
DEPTH: 27.5
HEIGHT: 36.0-40.5
SEAT WIDTH: 21.0
SEAT DEPTH: 16.5
SEAT HEIGHT: 18.0-22.5
BACK WIDTH: 19.0
BACK HEIGHT: 18.5
COM: 0.9 YD
COL: 11.0 SQ FT
WEIGHT: 38.0 LB

- Black Four Leg Style Frame

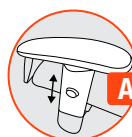
WIDTH: 25.0-26.5
DEPTH: 27.5
HEIGHT: 45.5-55.5
SEAT WIDTH: 21.0
SEAT DEPTH: 16.5
SEAT HEIGHT: 27.5-37.5
BACK WIDTH: 19.0
BACK HEIGHT: 18.5
COM: 0.9 YD
COL: 11.0 SQ FT
WEIGHT: 44.0 LB

ARM OPTIONS



A6
\$130

6-way adjustable arm for height, pivots, and with *Ura-Soft* sliding arm pads



A8B/S
\$85

2-Way Adjustable Arm Height Adjustable A8B Black or A8S Silver



A10
\$85

Black Soft Touch Cantilever style C-Shaped Arm



A40
\$110

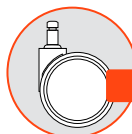
2-Way Adjustable Arm Ratchet Height Adjustment with Fixed Arm Pad



A41
\$130

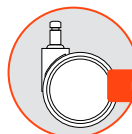
6-Way Adjustable Arm Ratchet Height Adjustment with Side and Forward Sliding Arm Pad

CASTER OPTIONS



C6
STD

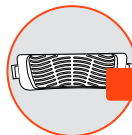
Standard 65mm Hoodless Casters



C6S
\$35

65mm Hoodless Hard Floor Casters

ADDITIONAL OPTIONS



LB
\$30

Height Adjustable Lumbar Support



BA10P
\$100

26" High Profile Polished Aluminum Base



BA10B
\$100
BA10S
\$100

26" High Profile Black or Silver Powder Coated Aluminum Base

MESH COLORS

BLACK M21	GRAY M22	WHITE M23	GREEN M24
RED M25	BLUE M26	ORANGE M27	AQUA M28



axis

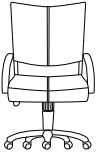

great design never goes out of style

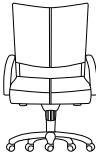

GSA SIN # 711-18



- Conference and executive seating
- Warranted up to 250 lbs



MID-BACK

MODEL	CONTROL	DESCRIPTION	ARM	FABRIC/LEATHER									
2600	S1	<p>MID-BACK SWIVEL TILT CONTROL</p> <p>Use for a variety of general office seating, including private office and conference room seating.</p>	ARMLESS	A/COM	B	C	D	E	F	G	L3/COL	L4	L5
			A4	520	600	650	730	820	920	1035	530	550	1480
			A8B	595	675	725	805	895	995	1110	605	625	1555
			A8S	605	685	735	815	905	1005	1120	615	635	1565
			A16	605	685	735	815	905	1005	1120	615	635	1565
			A16P	620	700	750	830	920	1020	1135	630	650	1580
			A16P	720	800	850	930	1020	1120	1235	730	750	1680

MODEL	CONTROL	DESCRIPTION	ARM	FABRIC/LEATHER									
2600	K1	<p>MID-BACK KNEE TILT CONTROL</p> <p>Ultimate seating comfort suited for the executive or manager. Allows for a full range of movement with a sharp, simple look.</p>	ARMLESS	A/COM	B	C	D	E	F	G	L3/COL	L4	L5
			A4	570	650	700	780	870	970	1085	580	600	1530
			A8B	645	725	775	855	945	1045	1160	655	675	1605
			A8S	655	735	785	865	955	1055	1170	665	685	1615
			A16	655	735	785	865	955	1055	1170	665	685	1615
			A16P	670	750	800	880	970	1070	1185	680	700	1630
			A16P	770	850	900	980	1070	1170	1285	780	800	1730

MODEL	CONTROL	DESCRIPTION	ARM	FABRIC/LEATHER									
2600	GT	<p>GUEST</p> <p>Well suited for guest seating. Comes standard with non-marring glides.</p>	ARMLESS	A/COM	B	C	D	E	F	G	L3/COL	L4	L5
			A16	500	580	630	710	800	900	1015	480	500	1460
			A16P	600	680	730	810	900	1000	1115	580	600	1560
			A16P	600	680	730	810	900	1000	1115	580	600	1560

CREATING AXIS MODEL NUMBER

MODEL NUMBER CONTROL ARMS GRADE CASTERS PACKAGING OPTIONS

2 6 0 0 - [] [] - A [] [] - [] [] [] - [] [] [] - [] [] []

* FOR ARMLESS CODE USE A00

* GT MODELS DO NOT HAVE A CASTER CODE

PACKAGING NOTES

CODE	DESCRIPTION	LIST UPCHARGE
AB	ASSEMBLED IN BAG FOR WILL CALL	\$0
BAC	BACK ASSEMBLED IN CARTON	\$0

FEATURES

- Pneumatic Seat Height Adjustment
- Tilt Tension Control
- Seat and Back Tilt as a Unit
- Upright Position Tilt Lock

DIMENSIONS

WIDTH: 24.0
DEPTH: 29.5
HEIGHT: 39.0-43.5
SEAT WIDTH: 20.0
SEAT DEPTH: 19.5
SEAT HEIGHT: 17.0-21.5
BACK WIDTH: 23.0
BACK HEIGHT: 20.0
COM: 2.9 YD
COL: 56.0 SQ FT
WEIGHT: 54.5 LB

- Pneumatic Seat Height Adjustment
- Tilt Tension Control
- Seat and Back Tilt as a Unit
- 5 Locking Positions
- Safety Tilt Release
- Reduced Rise of Front of Seat

WIDTH: 24.0
DEPTH: 29.5
HEIGHT: 39.5-42.5
SEAT WIDTH: 20.0
SEAT DEPTH: 19.5
SEAT HEIGHT: 17.5-20.5
BACK WIDTH: 23.0
BACK HEIGHT: 20.0
COM: 2.9 YD
COL: 56.0 SQ FT
WEIGHT: 59.5 LB

- Cantilever Frame Design
- Non-Marring Floor Glides

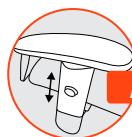
WIDTH: 26.0
DEPTH: 29.5
HEIGHT: 40.0
SEAT WIDTH: 20.0
SEAT DEPTH: 19.5
SEAT HEIGHT: 18.0
BACK WIDTH: 23.0
BACK HEIGHT: 20.0
COM: 2.9 YD
COL: 56.0 SQ FT
WEIGHT: 50.0 LB

ARM OPTIONS



A4
\$75

2-Way Adjustable Arm with Soft Touch Pad



A8B
\$85

2-Way Adjustable High Adjustable A8B Black



A8S
\$85

2-Way Adjustable High Adjustable A8S Silver



A16
\$100

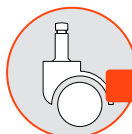
Black Soft Touch C-Shape Arm



A16P
\$200

Black Soft Touch C-Shape Arm w/ Upholstered Pad

CASTER OPTIONS



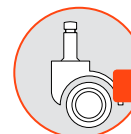
C1
STD

50mm Hooded Casters



C1S
\$30

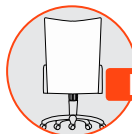
50mm Hooded Hard Floor Casters



C2S
\$35

50mm Hooded Self-Locking Hard Floor Casters

ADDITIONAL OPTIONS



BNE
\$150

Ballistic Nylon Covered Outside Back - Black Color



BA2P
\$90

27" Polished Aluminum Base



BA2B
\$90

27" Black Powder Coated Aluminum Base



BA2S
\$90

27" Silver Powder Coated Aluminum Base

axis

great design never goes out of style

GSA SIN # 711-18

- Conference and executive seating
- Warranted up to 250 lbs



HIGH-BACK

MODEL	CONTROL	DESCRIPTION	ARM	FABRIC/LEATHER									
				A/COM	B	C	D	E	F	G	L3/COL	L4	L5
2610	S1	<p>HIGH-BACK SWIVEL TILT CONTROL</p> <p>Use for a variety of general office seating, including private office and conference room seating.</p>	ARMLESS	570	660	715	805	905	1020	1145	580	605	1800
			A4	645	735	790	880	980	1095	1220	655	680	1875
			A8B	655	745	800	890	990	1105	1230	665	690	1885
			A8S	655	745	800	890	990	1105	1230	665	690	1885
			A16	670	760	815	905	1005	1120	1245	680	705	1900
			A16P	770	860	915	1005	1105	1220	1345	780	805	2000

MODEL	CONTROL	DESCRIPTION	ARM	FABRIC/LEATHER									
				A/COM	B	C	D	E	F	G	L3/COL	L4	L5
2610	K1	<p>HIGH-BACK KNEE TILT CONTROL</p> <p>Ultimate seating comfort suited for the executive or manager. Allows for a full range of movement with a sharp, simple look.</p>	ARMLESS	620	710	765	855	955	1070	1195	630	650	1850
			A4	695	785	840	930	1030	1145	1270	705	725	1925
			A8B	705	795	850	940	1040	1155	1280	715	735	1935
			A8S	705	795	850	940	1040	1155	1280	715	735	1935
			A16	720	810	865	955	1055	1170	1295	730	750	1950
			A16P	820	910	965	1055	1155	1270	1395	830	850	2050

CREATING AXIS MODEL NUMBER

MODEL NUMBER CONTROL ARMS GRADE CASTERS PACKAGING OPTIONS

2 6 1 0 - [] [] - A [] [] - [] [] [] - [] [] [] - [] [] []

* FOR ARMLESS CODE USE A00

* GT MODELS DO NOT HAVE A CASTER CODE

PACKAGING NOTES

CODE	DESCRIPTION	LIST UPCHARGE
AB	ASSEMBLED IN BAG FOR WILL CALL	\$0
BAC	BACK ASSEMBLED IN CARTON	\$0

FEATURES

- Pneumatic Seat Height Adjustment
- Tilt Tension Control
- Seat and Back Tilt as a Unit
- Upright Position Tilt Lock

DIMENSIONS

WIDTH: 24.0
DEPTH: 29.5
HEIGHT: 43.0-47.5
SEAT WIDTH: 20.0
SEAT DEPTH: 19.5
SEAT HEIGHT: 17.0-21.5
BACK WIDTH: 23.0
BACK HEIGHT: 24.0
COM: 3.2 YD
COL: 71.0 SQ FT
WEIGHT: 56.0 LB

- Pneumatic Seat Height Adjustment
- Tilt Tension Control
- Seat and Back Tilt as a Unit
- 5 Locking Positions
- Safety Tilt Release
- Reduced Rise of Front of Seat

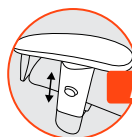
WIDTH: 24.0
DEPTH: 29.5
HEIGHT: 42.5-45.5
SEAT WIDTH: 20.0
SEAT DEPTH: 19.5
SEAT HEIGHT: 17.5-20.5
BACK WIDTH: 23.0
BACK HEIGHT: 24.0
COM: 3.2 YD
COL: 71.0 SQ FT
WEIGHT: 61.0 LB

ARM OPTIONS



A4
\$75

2-Way Adjustable Arm with Soft Touch Pad



A8B
\$85

2-Way Adjustable High Adjustable
A8B Black



A8S
\$85

2-Way Adjustable High Adjustable
A8S Silver



A16
\$100

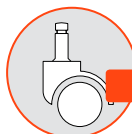
Black Soft Touch C-Shape Arm



A16P
\$200

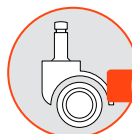
Black Soft Touch C-Shape Arm w/ Upholstered Pad

CASTER OPTIONS



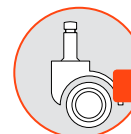
C1
STD

50mm Hooded Casters



C1S
\$30

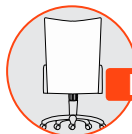
50mm Hooded Hard Floor Casters



C2S
\$35

50mm Hooded Self-Locking Hard Floor Casters

ADDITIONAL OPTIONS



BNE
\$150

Ballistic Nylon Covered Outside Back - Black Color



BA2P
\$90

27" Polished Aluminum Base



BA2B
\$90

27" Black Powder Coated Aluminum Base



BA2S
\$90

27" Silver Powder Coated Aluminum Base

bella

name your game, Bella is ready to play

GSA SIN # 711-19

- Back styles include: all plastic, upholstered, or mesh back
- Choice of plastic or upholstered seat
- Right hand tablet arm available with optional basket
- 2 powder coated frame finishes
- Warranted up to 250 lbs
- CAL TB 133 Fire Code approved



ALL PLASTIC - AP

MODEL	CONTROL	DESCRIPTION	ARM	PLASTIC
1310	GT	<p>GUEST STACKING</p> <p>Plastic back with plastic seat.</p>	ARMLESS A12 A14 TAB-A00 TAB-A12 TAB-A14	P 200 245 280 320 345 360
1315	GT	<p>GUEST STACKING WITH CASTERS</p> <p>Plastic back with plastic seat.</p>	ARMLESS A12 A14 TAB-A00 TAB-A12 TAB-A14	P 245 290 325 365 390 405
1360	GT	<p>GUEST STACKING</p> <p>Mesh back with plastic seat.</p>	ARMLESS A12 A14 TAB-A00 TAB-A12 TAB-A14	P 265 310 345 385 410 425
1365	GT	<p>GUEST STACKING WITH CASTERS</p> <p>Mesh back with plastic seat.</p>	ARMLESS A12 A14 TAB-A00 TAB-A12 TAB-A14	P 310 355 390 430 455 470

CREATING BELLA MODEL NUMBER

MODEL NUMBER CONTROL ARMS FRAME COLOR UPHOLSTERY MESH COLOR GRADE CASTERS PACKAGING OPTIONS

1 3 - G T - - F - A P - M - P - C - - - -

* FOR ARMLESS CODE USE A00 * ONLY SELECT FOR MODELS 1360/1365 * ONLY SELECT CASTER CODE FOR MODELS 1315/1365

PACKAGING NOTES

CODE	DESCRIPTION	LIST UPCHARGE
AB	ASSEMBLED IN BAG FOR WILL CALL	\$0
AC	ASSEMBLED IN CARTON	\$0

BELLA STACK CHAIRS SHIP UP TO 3 PER CARTON

FEATURES

- Non-Marring Floor Glides
- Stack 4 High on Floor
- Stacks 6 High on Optional Dolly
- Wall Saver Back Legs
- Integrated Handle in Back of Chair

- 50mm Hooded Casters
- Stack 4 High on Floor
- Stacks 6 High on Optional Dolly
- Integrated Handle in Back of Chair

- Non-Marring Floor Glides
- Stack 4 High on Floor
- Stacks 6 High on Optional Dolly
- Wall Saver Back Legs
- Choice of 3 Mesh Back Colors

- 50mm Hooded Casters
- Stack 4 High on Floor
- Stacks 6 High on Optional Dolly
- Choice of 3 Mesh Back Colors

DIMENSIONS

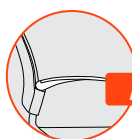
	ARMLESS	W/ ARMS
WIDTH:	21.0	25.0
DEPTH:	26.0	26.0
HEIGHT:	34.0	34.0
SEAT WIDTH:	18.0	18.0
SEAT DEPTH:	16.0	16.0
SEAT HEIGHT:	18.5	18.5
BACK WIDTH:	19.0	19.0
BACK HEIGHT:	17.5	17.5
COM:	N/A	N/A
WEIGHT:	13.0 LB	15.0 LB

WIDTH:	21.0	25.0
DEPTH:	26.0	26.0
HEIGHT:	34.0	34.0
SEAT WIDTH:	18.0	18.0
SEAT DEPTH:	16.0	16.0
SEAT HEIGHT:	18.5	18.5
BACK WIDTH:	19.0	19.0
BACK HEIGHT:	17.5	17.5
COM:	N/A	N/A
WEIGHT:	13.0 LB	15.0 LB

WIDTH:	21.0	25.0
DEPTH:	26.0	26.0
HEIGHT:	34.0	34.0
SEAT WIDTH:	18.0	18.0
SEAT DEPTH:	16.0	16.0
SEAT HEIGHT:	18.5	18.5
BACK WIDTH:	19.0	19.0
BACK HEIGHT:	17.5	17.5
COM:	N/A	N/A
WEIGHT:	13.0 LB	15.0 LB

WIDTH:	21.0	25.0
DEPTH:	26.0	26.0
HEIGHT:	34.0	34.0
SEAT WIDTH:	18.0	18.0
SEAT DEPTH:	16.0	16.0
SEAT HEIGHT:	18.5	18.5
BACK WIDTH:	19.0	19.0
BACK HEIGHT:	17.5	17.5
COM:	N/A	N/A
WEIGHT:	13.0 LB	15.0 LB

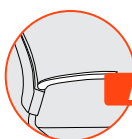
ARM OPTIONS



A12

\$45

Fixed Arm



A14

\$80

Reinforced Soft Touch
Extended Arm



TAB-A00

\$120

Right Folding Tablet Arm in
Black Only. Available for
either frame finish BF/SF.
*Not Stackable with Tablet



TAB-A14

\$160

Right Folding Tablet Arm w/
A14 Left Arm. Available for
either frame finish BF/SF.
*Not Stackable with Tablet

ADDITIONAL OPTIONS

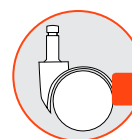


BSK

\$60

Side Hanging Wire Basket
for model 1310, 1315, 1360,
1365. Attach to left or right
side.

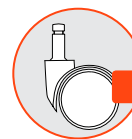
CASTER OPTIONS



C5

STD

Standard
50mm Hooded
Casters



C5S

\$30

50mm Hooded
Hard Floor Casters

ACCESSORIES



DL1

\$230

Stacking Dolly
Stack Chair 6 High



GC1

\$30

GC2

\$30

Ganging Clip - 2 per set
GC1 - Armless-to-Armless
GC2 - Arm-to-Arm

CAUTION: Careless stacking of chairs may scratch and damage frames. 9to5 Seating does not warrant scratched frames of stacking chairs.

FRAME COLORS

BLACK	BF
SILVER	SF

MESH COLORS

BLACK	M11
GRAY	M12
SILVER	M13

bella

name your game, Bella is ready to play

GSA SIN # 711-19

- Back styles include: all plastic, upholstered, or mesh back
- Choice of plastic or upholstered seat
- Right hand tablet arm available with optional basket
- 2 powder coated frame finishes
- Warranted up to 250 lbs
- CAL TB 133 Fire Code approved



UPHOLSTERED SEAT - US

MODEL	CONTROL	DESCRIPTION	ARM	PLASTIC																																																	
1310	GT	GUEST STACKING Plastic back with upholstered seat.	ARMLESS	<table border="1"> <thead> <tr> <th>A/COM</th> <th>B</th> <th>C</th> <th>D</th> <th>E</th> <th>F</th> <th>G</th> </tr> </thead> <tbody> <tr><td>250</td><td>275</td><td>295</td><td>320</td><td>350</td><td>385</td><td>420</td></tr> <tr><td>A12</td><td>295</td><td>320</td><td>340</td><td>365</td><td>395</td><td>430</td></tr> <tr><td>A14</td><td>330</td><td>355</td><td>375</td><td>400</td><td>430</td><td>465</td></tr> <tr><td>TAB-A00</td><td>370</td><td>395</td><td>415</td><td>440</td><td>470</td><td>505</td></tr> <tr><td>TAB-A12</td><td>395</td><td>420</td><td>440</td><td>465</td><td>495</td><td>530</td></tr> <tr><td>TAB-A14</td><td>410</td><td>435</td><td>455</td><td>480</td><td>510</td><td>545</td></tr> </tbody> </table>	A/COM	B	C	D	E	F	G	250	275	295	320	350	385	420	A12	295	320	340	365	395	430	A14	330	355	375	400	430	465	TAB-A00	370	395	415	440	470	505	TAB-A12	395	420	440	465	495	530	TAB-A14	410	435	455	480	510	545
A/COM	B		C	D	E	F	G																																														
250	275		295	320	350	385	420																																														
A12	295		320	340	365	395	430																																														
A14	330		355	375	400	430	465																																														
TAB-A00	370		395	415	440	470	505																																														
TAB-A12	395	420	440	465	495	530																																															
TAB-A14	410	435	455	480	510	545																																															
1315	GT	GUEST STACKING WITH CASTERS Plastic back with upholstered seat.	ARMLESS	<table border="1"> <thead> <tr> <th>A/COM</th> <th>B</th> <th>C</th> <th>D</th> <th>E</th> <th>F</th> <th>G</th> </tr> </thead> <tbody> <tr><td>295</td><td>320</td><td>340</td><td>365</td><td>395</td><td>430</td><td>465</td></tr> <tr><td>A12</td><td>340</td><td>365</td><td>385</td><td>410</td><td>440</td><td>475</td></tr> <tr><td>A14</td><td>375</td><td>400</td><td>420</td><td>445</td><td>475</td><td>510</td></tr> <tr><td>TAB-A00</td><td>415</td><td>440</td><td>460</td><td>485</td><td>515</td><td>550</td></tr> <tr><td>TAB-A12</td><td>440</td><td>465</td><td>485</td><td>510</td><td>540</td><td>575</td></tr> <tr><td>TAB-A14</td><td>455</td><td>480</td><td>500</td><td>525</td><td>555</td><td>590</td></tr> </tbody> </table>	A/COM	B	C	D	E	F	G	295	320	340	365	395	430	465	A12	340	365	385	410	440	475	A14	375	400	420	445	475	510	TAB-A00	415	440	460	485	515	550	TAB-A12	440	465	485	510	540	575	TAB-A14	455	480	500	525	555	590
A/COM	B		C	D	E	F	G																																														
295	320		340	365	395	430	465																																														
A12	340		365	385	410	440	475																																														
A14	375		400	420	445	475	510																																														
TAB-A00	415		440	460	485	515	550																																														
TAB-A12	440	465	485	510	540	575																																															
TAB-A14	455	480	500	525	555	590																																															
1360	GT	GUEST STACKING Mesh back with upholstered seat.	ARMLESS	<table border="1"> <thead> <tr> <th>A/COM</th> <th>B</th> <th>C</th> <th>D</th> <th>E</th> <th>F</th> <th>G</th> </tr> </thead> <tbody> <tr><td>315</td><td>340</td><td>360</td><td>385</td><td>415</td><td>450</td><td>485</td></tr> <tr><td>A12</td><td>360</td><td>385</td><td>405</td><td>430</td><td>460</td><td>495</td></tr> <tr><td>A14</td><td>395</td><td>420</td><td>440</td><td>465</td><td>495</td><td>530</td></tr> <tr><td>TAB-A00</td><td>435</td><td>460</td><td>480</td><td>505</td><td>535</td><td>570</td></tr> <tr><td>TAB-A12</td><td>460</td><td>485</td><td>505</td><td>530</td><td>560</td><td>595</td></tr> <tr><td>TAB-A14</td><td>475</td><td>500</td><td>520</td><td>545</td><td>575</td><td>610</td></tr> </tbody> </table>	A/COM	B	C	D	E	F	G	315	340	360	385	415	450	485	A12	360	385	405	430	460	495	A14	395	420	440	465	495	530	TAB-A00	435	460	480	505	535	570	TAB-A12	460	485	505	530	560	595	TAB-A14	475	500	520	545	575	610
A/COM	B		C	D	E	F	G																																														
315	340		360	385	415	450	485																																														
A12	360		385	405	430	460	495																																														
A14	395		420	440	465	495	530																																														
TAB-A00	435		460	480	505	535	570																																														
TAB-A12	460	485	505	530	560	595																																															
TAB-A14	475	500	520	545	575	610																																															
1365	GT	GUEST STACKING WITH CASTERS Mesh back with upholstered seat.	ARMLESS	<table border="1"> <thead> <tr> <th>A/COM</th> <th>B</th> <th>C</th> <th>D</th> <th>E</th> <th>F</th> <th>G</th> </tr> </thead> <tbody> <tr><td>360</td><td>385</td><td>405</td><td>430</td><td>460</td><td>495</td><td>530</td></tr> <tr><td>A12</td><td>405</td><td>430</td><td>450</td><td>475</td><td>505</td><td>540</td></tr> <tr><td>A14</td><td>440</td><td>465</td><td>485</td><td>510</td><td>540</td><td>575</td></tr> <tr><td>TAB-A00</td><td>480</td><td>505</td><td>525</td><td>550</td><td>580</td><td>615</td></tr> <tr><td>TAB-A12</td><td>505</td><td>530</td><td>550</td><td>575</td><td>605</td><td>640</td></tr> <tr><td>TAB-A14</td><td>520</td><td>545</td><td>565</td><td>590</td><td>620</td><td>655</td></tr> </tbody> </table>	A/COM	B	C	D	E	F	G	360	385	405	430	460	495	530	A12	405	430	450	475	505	540	A14	440	465	485	510	540	575	TAB-A00	480	505	525	550	580	615	TAB-A12	505	530	550	575	605	640	TAB-A14	520	545	565	590	620	655
A/COM	B		C	D	E	F	G																																														
360	385		405	430	460	495	530																																														
A12	405		430	450	475	505	540																																														
A14	440		465	485	510	540	575																																														
TAB-A00	480		505	525	550	580	615																																														
TAB-A12	505	530	550	575	605	640																																															
TAB-A14	520	545	565	590	620	655																																															

CREATING BELLA MODEL NUMBER

MODEL NUMBER CONTROL ARMS FRAME COLOR UPHOLSTERY MESH COLOR GRADE CASTERS PACKAGING OPTIONS

1 3 - G T - - F - U S - M - C - - - -

* FOR ARMLESS CODE USE A00 * ONLY SELECT FOR MODELS 1360/1365 * ONLY SELECT CASTER CODE FOR MODELS 1315/1365

PACKAGING NOTES

CODE	DESCRIPTION	LIST UPCHARGE
AB	ASSEMBLED IN BAG FOR WILL CALL	\$0
AC	ASSEMBLED IN CARTON	\$0

BELLA STACK CHAIRS SHIP UP TO 3 PER CARTON

NOTE: Due to the nature of vinyl upholstery, stacking may cause impressions on the seat. 9to5 Seating does not warrant the effects of the stacking on vinyl upholstery.

FEATURES

- Non-Marring Floor Glides
- Stack 4 High on Floor
- Stacks 6 High on Optional Dolly
- Wall Saver Back Legs
- Integrated Handle in Back of Chair

- 50mm Hooded Casters
- Stack 4 High on Floor
- Stacks 6 High on Optional Dolly
- Integrated Handle in Back of Chair

- Non-Marring Floor Glides
- Stack 4 High on Floor
- Stacks 6 High on Optional Dolly
- Wall Saver Back Legs
- Choice of 3 Mesh Back Colors

- 50mm Hooded Casters
- Stack 4 High on Floor
- Stacks 6 High on Optional Dolly
- Choice of 3 Mesh Back Colors

DIMENSIONS

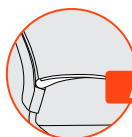
	ARMLESS	W/ ARMS
WIDTH:	21.0	25.0
DEPTH:	26.0	26.0
HEIGHT:	34.0	34.0
SEAT WIDTH:	18.0	18.0
SEAT DEPTH:	16.0	16.0
SEAT HEIGHT:	18.5	18.5
BACK WIDTH:	19.0	19.0
BACK HEIGHT:	17.5	17.5
COM:	0.8 YD	0.8 YD
WEIGHT:	15.0 LB	17.0 LB

WIDTH:	21.0	25.0
DEPTH:	26.0	26.0
HEIGHT:	34.0	34.0
SEAT WIDTH:	18.0	18.0
SEAT DEPTH:	16.0	16.0
SEAT HEIGHT:	18.5	18.5
BACK WIDTH:	19.0	19.0
BACK HEIGHT:	17.5	17.5
COM:	0.8 YD	0.8 YD
WEIGHT:	15.0 LB	17.0 LB

WIDTH:	21.0	25.0
DEPTH:	26.0	26.0
HEIGHT:	34.0	34.0
SEAT WIDTH:	18.0	18.0
SEAT DEPTH:	16.0	16.0
SEAT HEIGHT:	18.5	18.5
BACK WIDTH:	19.0	19.0
BACK HEIGHT:	17.5	17.5
COM:	0.8 YD	0.8 YD
WEIGHT:	15.0 LB	17.0 LB

WIDTH:	21.0	25.0
DEPTH:	26.0	26.0
HEIGHT:	34.0	34.0
SEAT WIDTH:	18.0	18.0
SEAT DEPTH:	16.0	16.0
SEAT HEIGHT:	18.5	18.5
BACK WIDTH:	19.0	19.0
BACK HEIGHT:	17.5	17.5
COM:	0.8 YD	0.8 YD
WEIGHT:	15.0 LB	17.0 LB

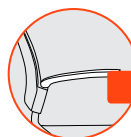
ARM OPTIONS



Fixed Arm

A12

\$45



Reinforced Soft Touch Extended Arm

A14

\$80



Right Folding Tablet Arm in Black Only. Available for either frame finish BF/SF. *Not Stackable with Tablet

TAB-A00

\$120



Right Folding Tablet Arm w/ A14 Left Arm. Available for either frame finish BF/SF. *Not Stackable with Tablet

TAB-A14

\$160

ADDITIONAL OPTIONS

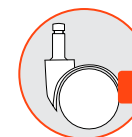


Side Hanging Wire Basket for model 1310, 1315, 1360, 1365. Attach to left or right side.

BSK

\$60

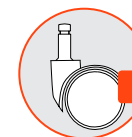
CASTER OPTIONS



Standard 50mm Hooded Casters

C5

STD



50mm Hooded Hard Floor Casters

C5S

\$30

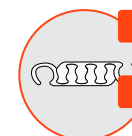
ACCESSORIES



Stacking Dolly Stack Chair 10 High

DL1

\$230



Ganging Clip - 2 per set
GC1 - Armless-to-Armless
GC2 - Arm-to-Arm

GC1

\$30

GC2

\$30

CAUTION: Careless stacking of chairs may scratch and damage frames. 9to5 Seating does not warrant scratched frames of stacking chairs.

FRAME COLORS

BLACK	BF
SILVER	SF

MESH COLORS

BLACK	M11
GRAY	M12
SILVER	M13

bella

name your game, Bella is ready to play

GSA SIN # 711-19

- Back styles include: all plastic, upholstered, or mesh back
- Choice of plastic or upholstered seat
- Right hand tablet arm available with optional basket
- 2 powder coated frame finishes
- Warranted up to 250 lbs
- CAL TB 133 Fire Code approved



FULLY UPHOLSTERED - UP

MODEL	CONTROL	DESCRIPTION	ARM	PLASTIC																																																	
1310	GT	GUEST STACKING Upholstered back with Upholstered seat.	ARMLESS	<table border="1"> <thead> <tr> <th>A/COM</th> <th>B</th> <th>C</th> <th>D</th> <th>E</th> <th>F</th> <th>G</th> </tr> </thead> <tbody> <tr> <td>305</td> <td>335</td> <td>355</td> <td>385</td> <td>420</td> <td>460</td> <td>500</td> </tr> <tr> <td>350</td> <td>380</td> <td>400</td> <td>430</td> <td>465</td> <td>505</td> <td>545</td> </tr> <tr> <td>385</td> <td>415</td> <td>435</td> <td>465</td> <td>500</td> <td>540</td> <td>580</td> </tr> <tr> <td>425</td> <td>455</td> <td>475</td> <td>505</td> <td>540</td> <td>580</td> <td>620</td> </tr> <tr> <td>450</td> <td>480</td> <td>500</td> <td>530</td> <td>565</td> <td>605</td> <td>645</td> </tr> <tr> <td>465</td> <td>495</td> <td>515</td> <td>545</td> <td>580</td> <td>620</td> <td>660</td> </tr> </tbody> </table>	A/COM	B	C	D	E	F	G	305	335	355	385	420	460	500	350	380	400	430	465	505	545	385	415	435	465	500	540	580	425	455	475	505	540	580	620	450	480	500	530	565	605	645	465	495	515	545	580	620	660
A/COM	B		C	D	E	F	G																																														
305	335		355	385	420	460	500																																														
350	380		400	430	465	505	545																																														
385	415		435	465	500	540	580																																														
425	455		475	505	540	580	620																																														
450	480	500	530	565	605	645																																															
465	495	515	545	580	620	660																																															
			A12																																																		
			A14																																																		
			TAB-A00																																																		
			TAB-A12																																																		
			TAB-A14																																																		

MODEL	CONTROL	DESCRIPTION	ARM	PLASTIC																																																	
1315	GT	GUEST STACKING WITH CASTERS Upholstered back with Upholstered seat.	ARMLESS	<table border="1"> <thead> <tr> <th>A/COM</th> <th>B</th> <th>C</th> <th>D</th> <th>E</th> <th>F</th> <th>G</th> </tr> </thead> <tbody> <tr> <td>350</td> <td>380</td> <td>400</td> <td>430</td> <td>465</td> <td>505</td> <td>545</td> </tr> <tr> <td>395</td> <td>425</td> <td>445</td> <td>475</td> <td>510</td> <td>550</td> <td>590</td> </tr> <tr> <td>430</td> <td>460</td> <td>480</td> <td>510</td> <td>545</td> <td>585</td> <td>625</td> </tr> <tr> <td>470</td> <td>500</td> <td>520</td> <td>550</td> <td>585</td> <td>625</td> <td>665</td> </tr> <tr> <td>495</td> <td>525</td> <td>545</td> <td>575</td> <td>610</td> <td>650</td> <td>690</td> </tr> <tr> <td>510</td> <td>540</td> <td>560</td> <td>590</td> <td>625</td> <td>665</td> <td>705</td> </tr> </tbody> </table>	A/COM	B	C	D	E	F	G	350	380	400	430	465	505	545	395	425	445	475	510	550	590	430	460	480	510	545	585	625	470	500	520	550	585	625	665	495	525	545	575	610	650	690	510	540	560	590	625	665	705
A/COM	B		C	D	E	F	G																																														
350	380		400	430	465	505	545																																														
395	425		445	475	510	550	590																																														
430	460		480	510	545	585	625																																														
470	500		520	550	585	625	665																																														
495	525	545	575	610	650	690																																															
510	540	560	590	625	665	705																																															
			A12																																																		
			A14																																																		
			TAB-A00																																																		
			TAB-A12																																																		
			TAB-A14																																																		



CREATING BELLA MODEL NUMBER

MODEL NUMBER CONTROL ARMS FRAME COLOR UPHOLSTERY MESH COLOR GRADE CASTERS PACKAGING OPTIONS

1 3 - G T - - F - U P - M - C - - - -

* FOR ARMLESS CODE USE A00 * ONLY SELECT FOR MODELS 1360/1365 * ONLY SELECT CASTER CODE FOR MODELS 1315/1365

PACKAGING NOTES

CODE	DESCRIPTION	LIST UPCHARGE
AB	ASSEMBLED IN BAG FOR WILL CALL	\$0
AC	ASSEMBLED IN CARTON	\$0

BELLA STACK CHAIRS SHIP UP TO 3 PER CARTON

NOTE: Due to the nature of vinyl upholstery, stacking may cause impressions on the seat. 9to5 Seating does not warrant the effects of the stacking on vinyl upholstery.

FEATURES

- Non-Marring Floor Glides
- Stack 4 High on Floor
- Stacks 6 High on Optional Dolly
- Wall Saver Back Legs
- Integrated Handle in Back of Chair

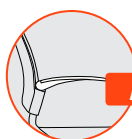
- 50mm Hooded Casters
- Stack 4 High on Floor
- Stacks 6 High on Optional Dolly
- Integrated Handle in Back of Chair

DIMENSIONS

	ARMLESS	W/ ARMS
WIDTH:	21.0	25.0
DEPTH:	26.0	26.0
HEIGHT:	34.0	34.0
SEAT WIDTH:	18.0	18.0
SEAT DEPTH:	16.0	16.0
SEAT HEIGHT:	18.5	18.5
BACK WIDTH:	19.0	19.0
BACK HEIGHT:	17.5	17.5
COM:	0.9 YD	0.9 YD
WEIGHT:	17.0 LB	20.0 LB

WIDTH:	21.0	25.0
DEPTH:	26.0	26.0
HEIGHT:	34.0	34.0
SEAT WIDTH:	18.0	18.0
SEAT DEPTH:	16.0	16.0
SEAT HEIGHT:	18.5	18.5
BACK WIDTH:	19.0	19.0
BACK HEIGHT:	17.5	17.5
COM:	0.9 YD	0.9 YD
WEIGHT:	17.0 LB	20.0 LB

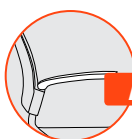
ARM OPTIONS



A12

\$45

Fixed Arm



A14

\$80

Reinforced Soft Touch
Extended Arm



TAB-A00

\$120

Right Folding Tablet Arm in
Black Only. Available for
either frame finish BF/SF.
*Not Stackable with Tablet



TAB-A14

\$160

Right Folding Tablet Arm w/
A14 Left Arm. Available for
either frame finish BF/SF.
*Not Stackable with Tablet

ADDITIONAL OPTIONS

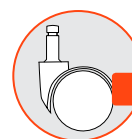


BSK

\$60

Side Hanging Wire Basket
for model 1310, 1315, 1360,
1365. Attach to left or right
side.

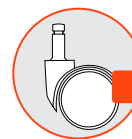
CASTER OPTIONS



C5

STD

Standard
50mm Hooded
Casters

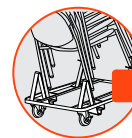


C5S

\$30

50mm Hooded
Hard Floor Casters

ACCESSORIES



DL1

\$230

Stacking Dolly
Stack Chair 10 High



GC1

\$30

GC2

\$30

Ganging Clip - 2 per set
GC1 - Armless-to-Armless
GC2 - Arm-to-Arm

CAUTION: Careless stacking of chairs may scratch and damage frames. 9to5 Seating does not warrant scratched frames of stacking chairs.

FRAME COLORS

BLACK	BF
SILVER	SF

bella

name your game, Bella is ready to play

GSA SIN # 711-18

- Back styles include: all plastic, upholstered, or mesh back
- Choice of plastic or upholstered seat
- 2 powder coated frame finishes
- Seat flips up for nesting
- Warranted up to 250 lbs
- CAL TB 133 Fire Code approved



ALL PLASTIC - AP

MODEL	CONTROL	DESCRIPTION	ARM	PLASTIC
1320	GT	<p>GUEST NESTING</p> <p>Plastic back with plastic seat.</p>	<p>ARMLESS</p> <p>A12</p> <p>A14</p>	<p>P</p> <p>265</p> <p>310</p> <p>345</p>
1370	GT	<p>GUEST NESTING</p> <p>Mesh back with plastic seat.</p>	<p>ARMLESS</p> <p>A12</p> <p>A14</p>	<p>P</p> <p>330</p> <p>375</p> <p>410</p>

CREATING BELLA MODEL NUMBER

MODEL NUMBER CONTROL ARMS FRAME COLOR UPHOLSTERY MESH COLOR GRADE CASTERS PACKAGING OPTIONS

1 3 - G T - A - F - A P - M - P - C 5 - - - - -

* FOR ARMLESS CODE USE A00

* ONLY SELECT FOR MODEL 1370

PACKAGING NOTES

CODE	DESCRIPTION	LIST UPCHARGE
AB	ASSEMBLED IN BAG FOR WILL CALL	\$0
AC	ASSEMBLED IN CARTON	\$0

BELLA NESTING CHAIRS SHIP UP TO 2 PER CARTON

FEATURES

- Flip Up Seat for Nesting and Compact Storage
- 50mm Hooded Casters
- Integrated Handle in Back of Chair

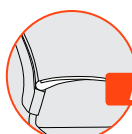
DIMENSIONS

	ARMLESS	W/ ARMS
WIDTH:	21.0	25.0
DEPTH:	26.0	26.0
HEIGHT:	34.0	34.0
SEAT WIDTH:	18.0	18.0
SEAT DEPTH:	16.0	16.0
SEAT HEIGHT:	18.5	18.5
BACK WIDTH:	19.0	19.0
BACK HEIGHT:	17.5	17.5
COM:	N/A	N/A
WEIGHT:	19.0 LB	22.0 LB

- Flip Up Seat for Nesting and Compact Storage
- 50mm Hooded Casters

WIDTH:	21.0	25.0
DEPTH:	26.0	26.0
HEIGHT:	34.0	34.0
SEAT WIDTH:	18.0	18.0
SEAT DEPTH:	16.0	16.0
SEAT HEIGHT:	18.5	18.5
BACK WIDTH:	19.0	19.0
BACK HEIGHT:	17.5	17.5
COM:	N/A	N/A
WEIGHT:	19.0 LB	22.0 LB

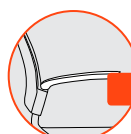
ARM OPTIONS



Fixed Arm

A12

\$45

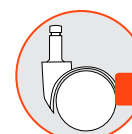


Reinforced Soft Touch Extended Arm

A14

\$80

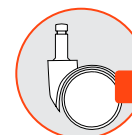
CASTER OPTIONS



Standard 50mm Hooded Casters

C5

STD

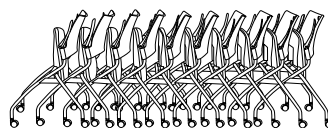


50mm Hooded Hard Floor Casters

C5S

\$30

NESTING FOOTPRINT



First Chair 24", Each Additional Chair, Add 6"

ACCESSORIES

CAUTION: Careless nesting of chairs may scratch and damage frames. 9to5 Seating does not warrant scratched frames of stacking chairs.

FRAME COLORS

BLACK	BF
SILVER	SF

MESH COLORS

BLACK	M11
GRAY	M12
SILVER	M13

bella



bella

name your game, Bella is ready to play

GSA SIN # 711-18

- Back styles include: all plastic, upholstered, or mesh back
- Choice of plastic or upholstered seat
- 2 powder coated frame finishes
- Seat flips up for nesting
- Warranted up to 250 lbs
- CAL TB 133 Fire Code approved



UPHOLSTERED SEAT - US

MODEL	CONTROL	DESCRIPTION	ARM	PLASTIC								
				A/COM	B	C	D	E	F	G		
1320	GT	GUEST NESTING Plastic back with Upholstered seat.	ARMLESS	315	340	360	385	415	450	485		
			A12	360	385	405	430	460	495	530		
			A14	395	420	440	465	495	530	565		

MODEL	CONTROL	DESCRIPTION	ARM	PLASTIC								
				A/COM	B	C	D	E	F	G		
1370	GT	GUEST NESTING Mesh back with Upholstered seat.	ARMLESS	380	405	425	450	480	515	550		
			A12	425	450	470	495	525	560	595		
			A14	460	485	505	530	560	595	630		

CREATING BELLA MODEL NUMBER

MODEL NUMBER CONTROL ARMS FRAME COLOR UPHOLSTERY MESH COLOR GRADE CASTERS PACKAGING OPTIONS

1 3 - G T - A - F - U S - M - C 5 - - - -

* FOR ARMLESS CODE USE A00

* ONLY SELECT FOR MODEL 1370

PACKAGING NOTES

CODE	DESCRIPTION	LIST UPCHARGE
AB	ASSEMBLED IN BAG FOR WILL CALL	\$0
AC	ASSEMBLED IN CARTON	\$0

BELLA NESTING CHAIRS SHIP UP TO 2 PER CARTON

FEATURES

- Flip Up Seat for Nesting and Compact Storage
- 50mm Hooded Casters
- Integrated Handle in Back of Chair

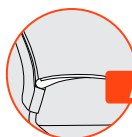
DIMENSIONS

	ARMLESS	W/ ARMS
WIDTH:	21.0	25.0
DEPTH:	26.0	26.0
HEIGHT:	34.0	34.0
SEAT WIDTH:	18.0	18.0
SEAT DEPTH:	16.0	16.0
SEAT HEIGHT:	18.5	18.5
BACK WIDTH:	19.0	19.0
BACK HEIGHT:	17.5	17.5
COM:	0.8 YD	0.8 YD
WEIGHT:	21.0 LB	24.0 LB

- Flip Up Seat for Nesting and Compact Storage
- 50mm Hooded Casters

WIDTH:	21.0	25.0
DEPTH:	26.0	26.0
HEIGHT:	34.0	34.0
SEAT WIDTH:	18.0	18.0
SEAT DEPTH:	16.0	16.0
SEAT HEIGHT:	18.5	18.5
BACK WIDTH:	19.0	19.0
BACK HEIGHT:	17.5	17.5
COM:	0.8 YD	0.8 YD
WEIGHT:	21.0 LB	24.0 LB

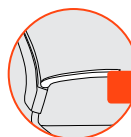
ARM OPTIONS



Fixed Arm

A12

\$45

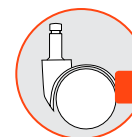


Reinforced Soft Touch Extended Arm

A14

\$80

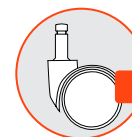
CASTER OPTIONS



Standard 50mm Hooded Casters

C5

STD

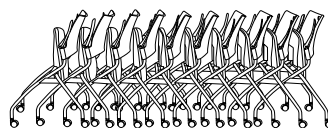


50mm Hooded Hard Floor Casters

C5S

\$30

NESTING FOOTPRINT



First Chair 24", Each Additional Chair, Add 6"

ACCESSORIES

CAUTION: Careless nesting of chairs may scratch and damage frames. 9to5 Seating does not warrant scratched frames of stacking chairs.

FRAME COLORS

BLACK	BF
SILVER	SF

MESH COLORS

BLACK	M11
GRAY	M12
SILVER	M13

bella

bella

name your game, Bella is ready to play

GSA SIN # 711-18

- Back styles include: all plastic, upholstered, or mesh back
- Choice of plastic or upholstered seat
- 2 powder coated frame finishes
- Seat flips up for nesting
- Warranted up to 250 lbs
- CAL TB 133 Fire Code approved



FULLY UPHOLSTERED - UP

MODEL	CONTROL	DESCRIPTION	ARM	PLASTIC								
				A/COM	B	C	D	E	F	G		
1320	GT	GUEST NESTING Upholstered back with Upholstered seat.	ARMLESS	370	400	420	450	485	525	565		
			A12	415	445	465	495	530	570	610		
			A14	450	480	500	530	565	605	645		

CREATING BELLA MODEL NUMBER

MODEL NUMBER CONTROL ARMS FRAME COLOR UPHOLSTERY GRADE CASTERS PACKAGING OPTIONS

1 3 - G T - A - F - U P - C 5

* FOR ARMLESS CODE USE A00

PACKAGING NOTES

CODE	DESCRIPTION	LIST UPCHARGE
AB	ASSEMBLED IN BAG FOR WILL CALL	\$0
AC	ASSEMBLED IN CARTON	\$0

BELLA NESTING CHAIRS SHIP UP TO 2 PER CARTON

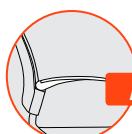
FEATURES

- Flip Up Seat for Nesting and Compact Storage
- 50mm Hooded Casters
- Integrated Handle in Back of Chair

DIMENSIONS

	ARMLESS	W/ ARMS
WIDTH:	21.0	25.0
DEPTH:	26.0	26.0
HEIGHT:	34.0	34.0
SEAT WIDTH:	18.0	18.0
SEAT DEPTH:	16.0	16.0
SEAT HEIGHT:	18.5	18.5
BACK WIDTH:	19.0	19.0
BACK HEIGHT:	17.5	17.5
COM:	0.9 YD	0.9 YD
WEIGHT:	24.0 LB	27.0 LB

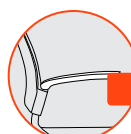
ARM OPTIONS



Fixed Arm

A12

\$45

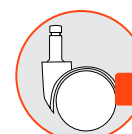


Reinforced Soft Touch
Extended Arm

A14

\$80

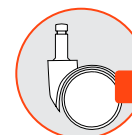
CASTER OPTIONS



Standard
50mm Hooded
Casters

C5

STD

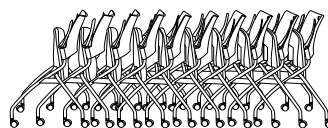


50mm Hooded
Hard Floor Casters

C5S

\$30

NESTING FOOTPRINT



First Chair 24", Each Additional Chair, Add 6"

ACCESSORIES

CAUTION: Careless nesting of chairs may scratch and damage frames. 9to5 Seating does not warrant scratched frames of stacking chairs.

FRAME COLORS

BLACK	BF
SILVER	SF

bella

bella

name your game, Bella is ready to play

GSA SIN # 711-18

- Training, task, multipurpose, stool, management and conference seating
- Back styles include: all plastic, upholstered, or mesh back
- Choice of plastic or upholstered seat
- 2 powder coated frame finishes
- Warranted up to 250 lbs
- CAL TB 133 Fire Code approved



ALL PLASTIC - AP

MODEL	CONTROL	DESCRIPTION	ARM	PLASTIC
1325	B2	<p>LOW-BACK BASIC CONTROL</p> <p>Plastic back with plastic seat.</p>	<p>ARMLESS</p> <p>A12</p> <p>A14</p>	<p>P</p> <p>325</p> <p>370</p> <p>405</p>
1325	S3	<p>LOW-BACK SWIVEL TILT CONTROL</p> <p>Plastic back with plastic seat.</p>	<p>ARMLESS</p> <p>A12</p> <p>A14</p>	<p>P</p> <p>360</p> <p>405</p> <p>440</p>
1375	B2	<p>LOW-BACK BASIC CONTROL</p> <p>Mesh back with plastic seat.</p>	<p>ARMLESS</p> <p>A12</p> <p>A14</p>	<p>P</p> <p>390</p> <p>435</p> <p>470</p>
1375	S3	<p>LOW-BACK SWIVEL TILT CONTROL</p> <p>Mesh back with plastic seat.</p>	<p>ARMLESS</p> <p>A12</p> <p>A14</p>	<p>P</p> <p>425</p> <p>470</p> <p>505</p>

CREATING BELLA MODEL NUMBER

MODEL NUMBER CONTROL ARMS FRAME COLOR UPHOLSTERY MESH COLOR GRADE CASTERS PACKAGING OPTIONS

1 3 - A - F - A P - M - P - C 5 - - - -

* FOR ARMLESS CODE USE A00 * ONLY SELECT FOR MODELS 1375

PACKAGING NOTES

CODE	DESCRIPTION	LIST UPCHARGE
AB	ASSEMBLED IN BAG FOR WILL CALL	\$0
BAC	ASSEMBLED IN CARTON	\$0

FEATURES

- Pneumatic Seat Height Adjustment
- Basic Control Swivels 360 Degrees

DIMENSIONS

WIDTH: 25.0
DEPTH: 26.0
HEIGHT: 34.0-38.5
SEAT WIDTH: 18.0
SEAT DEPTH: 16.0
SEAT HEIGHT: 18.5-23.0
BACK WIDTH: 19.0
BACK HEIGHT: 17.5
COM: N/A
WEIGHT: 24.5 LB

- Pneumatic Seat Height Adjustment
- Tilt Tension Control
- Seat and Back Tilt as a Unit
- Upright Position Tilt Lock

WIDTH: 25.0
DEPTH: 26.0
HEIGHT: 34.0-38.5
SEAT WIDTH: 18.0
SEAT DEPTH: 16.0
SEAT HEIGHT: 17.0-21.5
BACK WIDTH: 19.0
BACK HEIGHT: 17.5
COM: N/A
WEIGHT: 25.5 LB

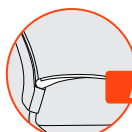
- Pneumatic Seat Height Adjustment
- Basic Control Swivels 360 Degrees

WIDTH: 25.0
DEPTH: 26.0
HEIGHT: 34.0-38.5
SEAT WIDTH: 18.0
SEAT DEPTH: 16.0
SEAT HEIGHT: 18.5-23.0
BACK WIDTH: 19.0
BACK HEIGHT: 17.5
COM: N/A
WEIGHT: 24.5 LB

- Pneumatic Seat Height Adjustment
- Tilt Tension Control
- Seat and Back Tilt as a Unit
- Upright Position Tilt Lock

WIDTH: 25.0
DEPTH: 26.0
HEIGHT: 34.0-38.5
SEAT WIDTH: 18.0
SEAT DEPTH: 16.0
SEAT HEIGHT: 17.0-21.5
BACK WIDTH: 19.0
BACK HEIGHT: 17.5
COM: N/A
WEIGHT: 25.5 LB

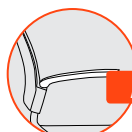
ARM OPTIONS



Fixed Arm

A12

\$45

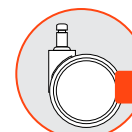


Reinforced Soft Touch
Extended Arm

A14

\$80

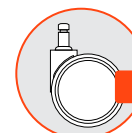
CASTER OPTIONS



Standard
65mm Hoodless
Casters

C6

STD



65mm Hoodless
Hard Floor Casters

C6S

\$30

ADDITIONAL OPTIONS



26" High Profile Black
Powder Coated Aluminum
Base

BA10B

\$100



26" High Profile Polished
Aluminum Base

BA10P

\$100



26" High Profile Silver
Powder Coated Aluminum
Base

BA10S

\$100

FRAME COLORS

BLACK	BF
SILVER	SF

MESH COLORS

BLACK	M11
GRAY	M12
SILVER	M13

bella



bella

name your game, Bella is ready to play

GSA SIN # 711-18

- Training, task, multipurpose, stool, management and conference seating
- Back styles include: all plastic, upholstered, or mesh back
- Choice of plastic or upholstered seat
- 2 powder coated frame finishes
- Warranted up to 250 lbs
- CAL TB 133 Fire Code approved



UPHOLSTERED SEAT - US

MODEL	CONTROL	DESCRIPTION	ARM	PLASTIC																												
1325	B2	LOW-BACK BASIC CONTROL Plastic back with upholstered seat.	ARMLESS	<table border="1"> <thead> <tr> <th>A/COM</th> <th>B</th> <th>C</th> <th>D</th> <th>E</th> <th>F</th> <th>G</th> </tr> </thead> <tbody> <tr> <td>375</td> <td>400</td> <td>420</td> <td>445</td> <td>475</td> <td>510</td> <td>545</td> </tr> <tr> <td>420</td> <td>445</td> <td>465</td> <td>490</td> <td>520</td> <td>555</td> <td>590</td> </tr> <tr> <td>455</td> <td>480</td> <td>500</td> <td>525</td> <td>555</td> <td>590</td> <td>625</td> </tr> </tbody> </table>	A/COM	B	C	D	E	F	G	375	400	420	445	475	510	545	420	445	465	490	520	555	590	455	480	500	525	555	590	625
			A/COM	B	C	D	E	F	G																							
			375	400	420	445	475	510	545																							
			420	445	465	490	520	555	590																							
455	480	500	525	555	590	625																										
A12																																
A14																																
1325	S3	LOW-BACK SWIVEL TILT CONTROL Plastic back with upholstered seat.	ARMLESS	<table border="1"> <thead> <tr> <th>A/COM</th> <th>B</th> <th>C</th> <th>D</th> <th>E</th> <th>F</th> <th>G</th> </tr> </thead> <tbody> <tr> <td>410</td> <td>435</td> <td>455</td> <td>480</td> <td>510</td> <td>545</td> <td>580</td> </tr> <tr> <td>455</td> <td>480</td> <td>500</td> <td>525</td> <td>555</td> <td>590</td> <td>625</td> </tr> <tr> <td>490</td> <td>515</td> <td>535</td> <td>560</td> <td>590</td> <td>625</td> <td>660</td> </tr> </tbody> </table>	A/COM	B	C	D	E	F	G	410	435	455	480	510	545	580	455	480	500	525	555	590	625	490	515	535	560	590	625	660
			A/COM	B	C	D	E	F	G																							
			410	435	455	480	510	545	580																							
			455	480	500	525	555	590	625																							
490	515	535	560	590	625	660																										
A12																																
A14																																
1375	B2	LOW-BACK BASIC CONTROL Mesh back with upholstered seat.	ARMLESS	<table border="1"> <thead> <tr> <th>A/COM</th> <th>B</th> <th>C</th> <th>D</th> <th>E</th> <th>F</th> <th>G</th> </tr> </thead> <tbody> <tr> <td>440</td> <td>465</td> <td>485</td> <td>510</td> <td>540</td> <td>575</td> <td>610</td> </tr> <tr> <td>485</td> <td>510</td> <td>530</td> <td>555</td> <td>585</td> <td>620</td> <td>655</td> </tr> <tr> <td>520</td> <td>545</td> <td>565</td> <td>590</td> <td>620</td> <td>655</td> <td>690</td> </tr> </tbody> </table>	A/COM	B	C	D	E	F	G	440	465	485	510	540	575	610	485	510	530	555	585	620	655	520	545	565	590	620	655	690
			A/COM	B	C	D	E	F	G																							
			440	465	485	510	540	575	610																							
			485	510	530	555	585	620	655																							
520	545	565	590	620	655	690																										
A12																																
A14																																
1375	S3	LOW-BACK SWIVEL TILT CONTROL Mesh back with upholstered seat.	ARMLESS	<table border="1"> <thead> <tr> <th>A/COM</th> <th>B</th> <th>C</th> <th>D</th> <th>E</th> <th>F</th> <th>G</th> </tr> </thead> <tbody> <tr> <td>475</td> <td>500</td> <td>520</td> <td>545</td> <td>575</td> <td>610</td> <td>645</td> </tr> <tr> <td>520</td> <td>545</td> <td>565</td> <td>590</td> <td>620</td> <td>655</td> <td>690</td> </tr> <tr> <td>555</td> <td>580</td> <td>600</td> <td>625</td> <td>655</td> <td>690</td> <td>725</td> </tr> </tbody> </table>	A/COM	B	C	D	E	F	G	475	500	520	545	575	610	645	520	545	565	590	620	655	690	555	580	600	625	655	690	725
			A/COM	B	C	D	E	F	G																							
			475	500	520	545	575	610	645																							
			520	545	565	590	620	655	690																							
555	580	600	625	655	690	725																										
A12																																
A14																																

CREATING BELLA MODEL NUMBER

MODEL NUMBER CONTROL ARMS FRAME COLOR UPHOLSTERY MESH COLOR GRADE CASTERS PACKAGING OPTIONS

1 3 - A - F - U - S - M - C 5 - - - -

* FOR ARMLESS CODE USE A00 * ONLY SELECT FOR MODELS 1375

PACKAGING NOTES

CODE	DESCRIPTION	LIST UPCHARGE
AB	ASSEMBLED IN BAG FOR WILL CALL	\$0
BAC	ASSEMBLED IN CARTON	\$0

FEATURES

- Pneumatic Seat Height Adjustment
- Basic Control Swivels 360 Degrees

DIMENSIONS

WIDTH: 25.0
DEPTH: 26.0
HEIGHT: 34.0-38.5
SEAT WIDTH: 18.0
SEAT DEPTH: 16.0
SEAT HEIGHT: 18.5-23.0
BACK WIDTH: 19.0
BACK HEIGHT: 17.5
COM: 0.8 YD
WEIGHT: 26.5 LB

- Pneumatic Seat Height Adjustment
- Tilt Tension Control
- Seat and Back Tilt as a Unit
- Upright Position Tilt Lock

WIDTH: 25.0
DEPTH: 26.0
HEIGHT: 34.0-38.5
SEAT WIDTH: 18.0
SEAT DEPTH: 16.0
SEAT HEIGHT: 17.0-21.5
BACK WIDTH: 19.0
BACK HEIGHT: 17.5
COM: 0.8 YD
WEIGHT: 27.5 LB

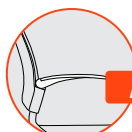
- Pneumatic Seat Height Adjustment
- Basic Control Swivels 360 Degrees

WIDTH: 25.0
DEPTH: 26.0
HEIGHT: 34.0-38.5
SEAT WIDTH: 18.0
SEAT DEPTH: 16.0
SEAT HEIGHT: 18.5-23.0
BACK WIDTH: 19.0
BACK HEIGHT: 17.5
COM: 0.8 YD
WEIGHT: 26.5 LB

- Pneumatic Seat Height Adjustment
- Tilt Tension Control
- Seat and Back Tilt as a Unit
- Upright Position Tilt Lock

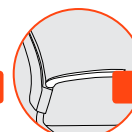
WIDTH: 25.0
DEPTH: 26.0
HEIGHT: 34.0-38.5
SEAT WIDTH: 18.0
SEAT DEPTH: 16.0
SEAT HEIGHT: 17.0-21.5
BACK WIDTH: 19.0
BACK HEIGHT: 17.5
COM: 0.8 YD
WEIGHT: 27.5 LB

ARM OPTIONS



Fixed Arm

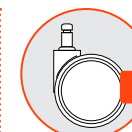
A12 \$45



Reinforced Soft Touch Extended Arm

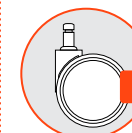
A14 \$80

CASTER OPTIONS



Standard 65mm Hoodless Casters

C6 STD



65mm Hoodless Hard Floor Casters

C6S \$30

ADDITIONAL OPTIONS



26" High Profile Black Powder Coated Aluminum Base

BA10B \$100



26" High Profile Polished Aluminum Base

BA10P \$100



26" High Profile Silver Powder Coated Aluminum Base

BA10S \$100

FRAME COLORS

BLACK	BF
SILVER	SF

MESH COLORS

BLACK	M11
GRAY	M12
SILVER	M13



bella

name your game, Bella is ready to play

GSA SIN # 711-18

- Training, task, multipurpose, stool, management and conference seating
- Back styles include: all plastic, upholstered, or mesh back
- Choice of plastic or upholstered seat
- 2 powder coated frame finishes
- Warranted up to 250 lbs
- CAL TB 133 Fire Code approved



FULLY UPHOLSTERED - UP

MODEL	CONTROL	DESCRIPTION	ARM	PLASTIC																												
1325	B2	<p>LOW-BACK BASIC CONTROL</p> <p>Upholstered back with upholstered seat.</p>	<p>ARMLESS</p> <p>A12</p> <p>A14</p>	<table border="1"> <thead> <tr> <th>A/COM</th> <th>B</th> <th>C</th> <th>D</th> <th>E</th> <th>F</th> <th>G</th> </tr> </thead> <tbody> <tr> <td>430</td> <td>460</td> <td>480</td> <td>510</td> <td>545</td> <td>585</td> <td>625</td> </tr> <tr> <td>475</td> <td>505</td> <td>525</td> <td>555</td> <td>590</td> <td>630</td> <td>670</td> </tr> <tr> <td>510</td> <td>540</td> <td>560</td> <td>590</td> <td>625</td> <td>665</td> <td>705</td> </tr> </tbody> </table>	A/COM	B	C	D	E	F	G	430	460	480	510	545	585	625	475	505	525	555	590	630	670	510	540	560	590	625	665	705
A/COM	B	C	D	E	F	G																										
430	460	480	510	545	585	625																										
475	505	525	555	590	630	670																										
510	540	560	590	625	665	705																										
1325	S3	<p>LOW-BACK SWIVEL TILT CONTROL</p> <p>Upholstered back with upholstered seat.</p>	<p>ARMLESS</p> <p>A12</p> <p>A14</p>	<table border="1"> <thead> <tr> <th>A/COM</th> <th>B</th> <th>C</th> <th>D</th> <th>E</th> <th>F</th> <th>G</th> </tr> </thead> <tbody> <tr> <td>465</td> <td>495</td> <td>515</td> <td>545</td> <td>580</td> <td>620</td> <td>660</td> </tr> <tr> <td>510</td> <td>540</td> <td>560</td> <td>590</td> <td>625</td> <td>665</td> <td>705</td> </tr> <tr> <td>545</td> <td>575</td> <td>595</td> <td>625</td> <td>660</td> <td>700</td> <td>740</td> </tr> </tbody> </table>	A/COM	B	C	D	E	F	G	465	495	515	545	580	620	660	510	540	560	590	625	665	705	545	575	595	625	660	700	740
A/COM	B	C	D	E	F	G																										
465	495	515	545	580	620	660																										
510	540	560	590	625	665	705																										
545	575	595	625	660	700	740																										

CREATING BELLA MODEL NUMBER

MODEL NUMBER CONTROL ARMS FRAME COLOR UPHOLSTERY MESH COLOR GRADE CASTERS PACKAGING OPTIONS

1 3 - A - F - U P - M - C 5 - - - -

* FOR ARMLESS CODE USE A00

* ONLY SELECT FOR MODELS 1375

* ONLY SELECT CASTER CODE FOR MODELS 1315/1365

PACKAGING NOTES

CODE	DESCRIPTION	LIST UPCHARGE
AB	ASSEMBLED IN BAG FOR WILL CALL	\$0
BAC	ASSEMBLED IN CARTON	\$0

FEATURES

- Pneumatic Seat Height Adjustment
- Basic Control Swivels 360 Degrees

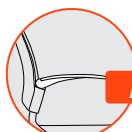
DIMENSIONS

WIDTH: 25.0
DEPTH: 26.0
HEIGHT: 34.0-38.5
SEAT WIDTH: 18.0
SEAT DEPTH: 16.0
SEAT HEIGHT: 18.5-23.0
BACK WIDTH: 19.0
BACK HEIGHT: 17.5
COM: 0.9 YD
WEIGHT: 30.0 LB

- Pneumatic Seat Height Adjustment
- Tilt Tension Control
- Seat and Back Tilt as a Unit
- Upright Position Tilt Lock

WIDTH: 25.0
DEPTH: 26.0
HEIGHT: 34.0-38.5
SEAT WIDTH: 18.0
SEAT DEPTH: 16.0
SEAT HEIGHT: 17.0-21.5
BACK WIDTH: 19.0
BACK HEIGHT: 17.5
COM: 0.9 YD
WEIGHT: 31.0 LB

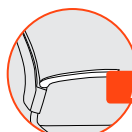
ARM OPTIONS



Fixed Arm

A12

\$45

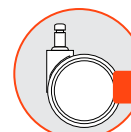


Reinforced Soft Touch Extended Arm

A14

\$80

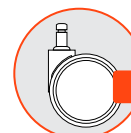
CASTER OPTIONS



Standard 65mm Hoodless Casters

C6

STD



65mm Hoodless Hard Floor Casters

C6S

\$30

ADDITIONAL OPTIONS



26" High Profile Black Powder Coated Aluminum Base

BA10B

\$100



26" High Profile Polished Aluminum Base

BA10P

\$100



26" High Profile Silver Powder Coated Aluminum Base

BA10S

\$100

FRAME COLORS

BLACK	BF
SILVER	SF

MESH COLORS

BLACK	M11
GRAY	M12
SILVER	M13

bella



bella

name your game, Bella is ready to play

GSA SIN # 711-18

- Training, task, multipurpose, stool, management and conference seating
- Back styles include: all plastic, upholstered, or mesh back
- Choice of plastic or upholstered seat
- 2 powder coated frame finishes
- Warranted up to 250 lbs
- CAL TB 133 Fire Code approved



ALL PLASTIC - AP

MODEL	CONTROL	DESCRIPTION	ARM	PLASTIC
1326	B2	<p>10" TRAVEL HIGH STOOL BASIC CONTROL</p> <p>Use for work surfaces up to 42 inches high. Plastic back with plastic seat.</p>	<p>ARMLESS</p> <p>A12</p> <p>A14</p>	<p>P</p> <p>445</p> <p>490</p> <p>525</p>
1328	B2	<p>8" TRAVEL LOW STOOL BASIC CONTROL</p> <p>Use for work surfaces up to 36 inches high. Plastic back with plastic seat.</p>	<p>ARMLESS</p> <p>A12</p> <p>A14</p>	<p>P</p> <p>445</p> <p>490</p> <p>525</p>
1376	B2	<p>10" TRAVEL HIGH STOOL BASIC CONTROL</p> <p>Use for work surfaces up to 42 inches high. Mesh back with plastic seat.</p>	<p>ARMLESS</p> <p>A12</p> <p>A14</p>	<p>P</p> <p>510</p> <p>555</p> <p>590</p>
1378	B2	<p>8" TRAVEL LOW STOOL BASIC CONTROL</p> <p>Use for work surfaces up to 36 inches high. Mesh back with plastic seat.</p>	<p>ARMLESS</p> <p>A12</p> <p>A14</p>	<p>P</p> <p>510</p> <p>555</p> <p>590</p>

CREATING BELLA MODEL NUMBER

MODEL NUMBER CONTROL ARMS FRAME COLOR UPHOLSTERY MESH COLOR GRADE CASTERS PACKAGING OPTIONS

1 3 - A - F - A P - M - P - C 5 - - - -

* FOR ARMLESS CODE USE A00
* ONLY SELECT FOR MODELS 1376/1378

PACKAGING NOTES

CODE	DESCRIPTION	LIST UPCHARGE
AB	ASSEMBLED IN BAG FOR WILL CALL	\$0
BAC	ASSEMBLED IN CARTON	\$0

FEATURES

- Pneumatic Seat Height Adjustment
- Height Adj 20" Diameter Footring

DIMENSIONS

WIDTH: 25.0
DEPTH: 26.0
HEIGHT: 40.5-50.5
SEAT WIDTH: 18.0
SEAT DEPTH: 16.0
SEAT HEIGHT: 23.5-33.5
BACK WIDTH: 19.0
BACK HEIGHT: 17.5
COM: N/A
WEIGHT: 30.5 LB

- Pneumatic Seat Height Adjustment
- Height Adj 20" Diameter Footring

WIDTH: 25.0
DEPTH: 26.0
HEIGHT: 36.5-44.5
SEAT WIDTH: 18.0
SEAT DEPTH: 16.0
SEAT HEIGHT: 19.5-27.5
BACK WIDTH: 19.0
BACK HEIGHT: 17.5
COM: N/A
WEIGHT: 29.5 LB

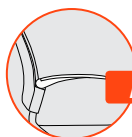
- Pneumatic Seat Height Adjustment
- Height Adj 20" Diameter Footring

WIDTH: 25.0
DEPTH: 26.0
HEIGHT: 40.5-50.5
SEAT WIDTH: 18.0
SEAT DEPTH: 16.0
SEAT HEIGHT: 23.5-33.5
BACK WIDTH: 19.0
BACK HEIGHT: 17.5
COM: N/A
WEIGHT: 30.5 LB

- Pneumatic Seat Height Adjustment
- Height Adj 20" Diameter Footring

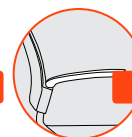
WIDTH: 25.0
DEPTH: 26.0
HEIGHT: 36.5-44.5
SEAT WIDTH: 18.0
SEAT DEPTH: 16.0
SEAT HEIGHT: 19.5-27.5
BACK WIDTH: 19.0
BACK HEIGHT: 17.5
COM: N/A
WEIGHT: 29.5 LB

ARM OPTIONS



Fixed Arm

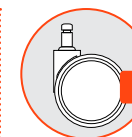
A12
\$45



Reinforced Soft Touch
Extended Arm

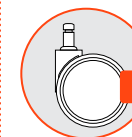
A14
\$80

CASTER OPTIONS



Standard
65mm Hoodless
Casters

C6
STD



65mm Hoodless
Hard Floor Casters

C6S
\$30

ADDITIONAL OPTIONS



26" High Profile Black
Powder Coated Aluminum
Base

BA10B
\$100



26" High Profile Polished
Aluminum Base

BA10P
\$100



26" High Profile Silver
Powder Coated Aluminum
Base

BA10S
\$100

FRAME COLORS

BLACK	BF
SILVER	SF

MESH COLORS

BLACK	M11
GRAY	M12
SILVER	M13

bella



bella

name your game, Bella is ready to play

GSA SIN # 711-18

- Training, task, multipurpose, stool, management and conference seating
- Back styles include: all plastic, upholstered, or mesh back
- Choice of plastic or upholstered seat
- 2 powder coated frame finishes
- Warranted up to 250 lbs
- CAL TB 133 Fire Code approved



UPHOLSTERED SEAT - US

MODEL	CONTROL	DESCRIPTION	ARM	PLASTIC																												
1326	B2	<p>10" TRAVEL HIGH STOOL BASIC CONTROL</p> <p>Use for work surfaces up to 42 inches high. Plastic back with Upholstered seat.</p>	ARMLESS	<table border="1"> <thead> <tr> <th>A/COM</th> <th>B</th> <th>C</th> <th>D</th> <th>E</th> <th>F</th> <th>G</th> </tr> </thead> <tbody> <tr> <td>495</td> <td>520</td> <td>540</td> <td>565</td> <td>595</td> <td>630</td> <td>665</td> </tr> <tr> <td>540</td> <td>565</td> <td>585</td> <td>610</td> <td>640</td> <td>675</td> <td>710</td> </tr> <tr> <td>575</td> <td>600</td> <td>620</td> <td>645</td> <td>675</td> <td>710</td> <td>745</td> </tr> </tbody> </table>	A/COM	B	C	D	E	F	G	495	520	540	565	595	630	665	540	565	585	610	640	675	710	575	600	620	645	675	710	745
A/COM	B		C	D	E	F	G																									
495	520		540	565	595	630	665																									
540	565		585	610	640	675	710																									
575	600	620	645	675	710	745																										
			A12																													
			A14																													
1328	B2	<p>8" TRAVEL LOW STOOL BASIC CONTROL</p> <p>Use for work surfaces up to 36 inches high. Plastic back with Upholstered seat.</p>	ARMLESS	<table border="1"> <thead> <tr> <th>A/COM</th> <th>B</th> <th>C</th> <th>D</th> <th>E</th> <th>F</th> <th>G</th> </tr> </thead> <tbody> <tr> <td>495</td> <td>520</td> <td>540</td> <td>565</td> <td>595</td> <td>630</td> <td>665</td> </tr> <tr> <td>540</td> <td>565</td> <td>585</td> <td>610</td> <td>640</td> <td>675</td> <td>710</td> </tr> <tr> <td>575</td> <td>600</td> <td>620</td> <td>645</td> <td>675</td> <td>710</td> <td>745</td> </tr> </tbody> </table>	A/COM	B	C	D	E	F	G	495	520	540	565	595	630	665	540	565	585	610	640	675	710	575	600	620	645	675	710	745
A/COM	B		C	D	E	F	G																									
495	520		540	565	595	630	665																									
540	565		585	610	640	675	710																									
575	600	620	645	675	710	745																										
			A12																													
			A14																													
1376	B2	<p>10" TRAVEL HIGH STOOL BASIC CONTROL</p> <p>Use for work surfaces up to 42 inches high. Mesh back with Upholstered seat.</p>	ARMLESS	<table border="1"> <thead> <tr> <th>A/COM</th> <th>B</th> <th>C</th> <th>D</th> <th>E</th> <th>F</th> <th>G</th> </tr> </thead> <tbody> <tr> <td>560</td> <td>585</td> <td>605</td> <td>630</td> <td>660</td> <td>695</td> <td>730</td> </tr> <tr> <td>605</td> <td>630</td> <td>650</td> <td>675</td> <td>705</td> <td>740</td> <td>775</td> </tr> <tr> <td>640</td> <td>665</td> <td>685</td> <td>710</td> <td>740</td> <td>775</td> <td>810</td> </tr> </tbody> </table>	A/COM	B	C	D	E	F	G	560	585	605	630	660	695	730	605	630	650	675	705	740	775	640	665	685	710	740	775	810
A/COM	B		C	D	E	F	G																									
560	585		605	630	660	695	730																									
605	630		650	675	705	740	775																									
640	665	685	710	740	775	810																										
			A12																													
			A14																													
1378	B2	<p>8" TRAVEL LOW STOOL BASIC CONTROL</p> <p>Use for work surfaces up to 36 inches high. Mesh back with Upholstered seat.</p>	ARMLESS	<table border="1"> <thead> <tr> <th>A/COM</th> <th>B</th> <th>C</th> <th>D</th> <th>E</th> <th>F</th> <th>G</th> </tr> </thead> <tbody> <tr> <td>560</td> <td>585</td> <td>605</td> <td>630</td> <td>660</td> <td>695</td> <td>730</td> </tr> <tr> <td>605</td> <td>630</td> <td>650</td> <td>675</td> <td>705</td> <td>740</td> <td>775</td> </tr> <tr> <td>640</td> <td>665</td> <td>685</td> <td>710</td> <td>740</td> <td>775</td> <td>810</td> </tr> </tbody> </table>	A/COM	B	C	D	E	F	G	560	585	605	630	660	695	730	605	630	650	675	705	740	775	640	665	685	710	740	775	810
A/COM	B		C	D	E	F	G																									
560	585		605	630	660	695	730																									
605	630		650	675	705	740	775																									
640	665	685	710	740	775	810																										
			A12																													
			A14																													

CREATING BELLA MODEL NUMBER

MODEL NUMBER CONTROL ARMS FRAME COLOR UPHOLSTERY MESH COLOR GRADE CASTERS PACKAGING OPTIONS

1 3 - A - F - U - S - M - C 5 - - - -

* FOR ARMLESS CODE USE A00 * ONLY SELECT FOR MODELS 1376/1378

PACKAGING NOTES

CODE	DESCRIPTION	LIST UPCHARGE
AB	ASSEMBLED IN BAG FOR WILL CALL	\$0
BAC	ASSEMBLED IN CARTON	\$0

FEATURES

- Pneumatic Seat Height Adjustment
- Height Adj 20" Diameter Footring

DIMENSIONS

WIDTH: 25.0
DEPTH: 26.0
HEIGHT: 40.5-50.5
SEAT WIDTH: 18.0
SEAT DEPTH: 16.0
SEAT HEIGHT: 23.5-33.5
BACK WIDTH: 19.0
BACK HEIGHT: 17.5
COM: 0.8 YD
WEIGHT: 32.5 LB

- Pneumatic Seat Height Adjustment
- Height Adj 20" Diameter Footring

WIDTH: 25.0
DEPTH: 26.0
HEIGHT: 36.5-44.5
SEAT WIDTH: 18.0
SEAT DEPTH: 16.0
SEAT HEIGHT: 19.5-27.5
BACK WIDTH: 19.0
BACK HEIGHT: 17.5
COM: 0.8 YD
WEIGHT: 31.5 LB

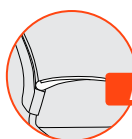
- Pneumatic Seat Height Adjustment
- Height Adj 20" Diameter Footring

WIDTH: 25.0
DEPTH: 26.0
HEIGHT: 40.5-50.5
SEAT WIDTH: 18.0
SEAT DEPTH: 16.0
SEAT HEIGHT: 23.5-33.5
BACK WIDTH: 19.0
BACK HEIGHT: 17.5
COM: 0.8 YD
WEIGHT: 32.5 LB

- Pneumatic Seat Height Adjustment
- Height Adj 20" Diameter Footring

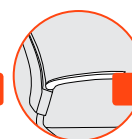
WIDTH: 25.0
DEPTH: 26.0
HEIGHT: 36.5-44.5
SEAT WIDTH: 18.0
SEAT DEPTH: 16.0
SEAT HEIGHT: 19.5-27.5
BACK WIDTH: 19.0
BACK HEIGHT: 17.5
COM: 0.8 YD
WEIGHT: 31.5 LB

ARM OPTIONS



Fixed Arm

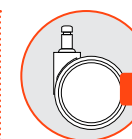
A12
\$45



Reinforced Soft Touch Extended Arm

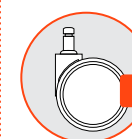
A14
\$80

CASTER OPTIONS



Standard 65mm Hoodless Casters

C6
STD



65mm Hoodless Hard Floor Casters

C6S
\$30

ADDITIONAL OPTIONS



26" High Profile Black Powder Coated Aluminum Base

BA10B
\$100



26" High Profile Polished Aluminum Base

BA10P
\$100



26" High Profile Silver Powder Coated Aluminum Base

BA10S
\$100

FRAME COLORS

BLACK	BF
SILVER	SF

MESH COLORS

BLACK	M11
GRAY	M12
SILVER	M13



bella

name your game, Bella is ready to play

GSA SIN # 711-18

- Training, task, multipurpose, stool, management and conference seating
- Back styles include: all plastic, upholstered, or mesh back
- Choice of plastic or upholstered seat
- 2 powder coated frame finishes
- Warranted up to 250 lbs
- CAL TB 133 Fire Code approved



FULLY UPHOLSTERED - UP

MODEL	CONTROL	DESCRIPTION	ARM	PLASTIC																												
1326	B2	<p>10" TRAVEL HIGH STOOL BASIC CONTROL</p> <p>Use for work surfaces up to 42 inches high. Upholstered back with Upholstered seat.</p>	ARMLESS	<table border="1"> <thead> <tr> <th>A/COM</th> <th>B</th> <th>C</th> <th>D</th> <th>E</th> <th>F</th> <th>G</th> </tr> </thead> <tbody> <tr> <td>550</td> <td>580</td> <td>600</td> <td>630</td> <td>665</td> <td>705</td> <td>745</td> </tr> <tr> <td>595</td> <td>625</td> <td>645</td> <td>675</td> <td>710</td> <td>750</td> <td>790</td> </tr> <tr> <td>630</td> <td>660</td> <td>680</td> <td>710</td> <td>745</td> <td>785</td> <td>825</td> </tr> </tbody> </table>	A/COM	B	C	D	E	F	G	550	580	600	630	665	705	745	595	625	645	675	710	750	790	630	660	680	710	745	785	825
A/COM	B		C	D	E	F	G																									
550	580		600	630	665	705	745																									
595	625		645	675	710	750	790																									
630	660	680	710	745	785	825																										
		A12																														
		A14																														

MODEL	CONTROL	DESCRIPTION	ARM	PLASTIC																												
1328	B2	<p>8" TRAVEL LOW STOOL BASIC CONTROL</p> <p>Use for work surfaces up to 36 inches high. Upholstered back with Upholstered seat.</p>	ARMLESS	<table border="1"> <thead> <tr> <th>A/COM</th> <th>B</th> <th>C</th> <th>D</th> <th>E</th> <th>F</th> <th>G</th> </tr> </thead> <tbody> <tr> <td>550</td> <td>580</td> <td>600</td> <td>630</td> <td>665</td> <td>705</td> <td>745</td> </tr> <tr> <td>595</td> <td>625</td> <td>645</td> <td>675</td> <td>710</td> <td>750</td> <td>790</td> </tr> <tr> <td>630</td> <td>660</td> <td>680</td> <td>710</td> <td>745</td> <td>785</td> <td>825</td> </tr> </tbody> </table>	A/COM	B	C	D	E	F	G	550	580	600	630	665	705	745	595	625	645	675	710	750	790	630	660	680	710	745	785	825
A/COM	B		C	D	E	F	G																									
550	580		600	630	665	705	745																									
595	625		645	675	710	750	790																									
630	660	680	710	745	785	825																										
		A12																														
		A14																														

MODEL	CONTROL	DESCRIPTION	ARM	PLASTIC

MODEL	CONTROL	DESCRIPTION	ARM	PLASTIC

CREATING BELLA MODEL NUMBER

MODEL NUMBER CONTROL ARMS FRAME COLOR UPHOLSTERY MESH COLOR GRADE CASTERS PACKAGING OPTIONS

1 3 - A - F - U P - M - C 5 - - - -

* FOR ARMLESS CODE USE A00

* ONLY SELECT FOR MODELS 1360/1365

PACKAGING NOTES

CODE	DESCRIPTION	LIST UPCHARGE
AB	ASSEMBLED IN BAG FOR WILL CALL	\$0
BAC	ASSEMBLED IN CARTON	\$0

FEATURES

- Pneumatic Seat Height Adjustment
- Height Adj 20" Diameter Footring

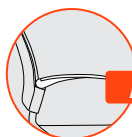
DIMENSIONS

WIDTH: 25.0
DEPTH: 26.0
HEIGHT: 40.5-50.5
SEAT WIDTH: 18.0
SEAT DEPTH: 16.0
SEAT HEIGHT: 23.5-33.5
BACK WIDTH: 19.0
BACK HEIGHT: 17.5
COM: 0.9 YD
WEIGHT: 36.0 LB

- Pneumatic Seat Height Adjustment
- Height Adj 20" Diameter Footring

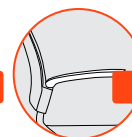
WIDTH: 25.0
DEPTH: 26.0
HEIGHT: 36.5-44.5
SEAT WIDTH: 18.0
SEAT DEPTH: 16.0
SEAT HEIGHT: 19.5-27.5
BACK WIDTH: 19.0
BACK HEIGHT: 17.5
COM: 0.9 YD
WEIGHT: 35.0 LB

ARM OPTIONS



Fixed Arm

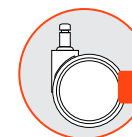
A12
\$45



Reinforced Soft Touch Extended Arm

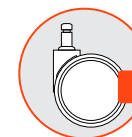
A14
\$80

CASTER OPTIONS



Standard 65mm Hoodless Casters

C6
STD



65mm Hoodless Hard Floor Casters

C6S
\$30

ADDITIONAL OPTIONS



26" High Profile Black Powder Coated Aluminum Base

BA10B
\$100



26" High Profile Polished Aluminum Base

BA10P
\$100



26" High Profile Silver Powder Coated Aluminum Base

BA10S
\$100

FRAME COLORS

BLACK	BF
SILVER	SF

MESH COLORS

BLACK	M11
GRAY	M12
SILVER	M13

bella



brio

mesh back chairs tailored to you

GSA SIN # 711-18

- Task, stool, management and conference seating
- Back styles include: mesh or upholstered
- Rolling flex back follows user's shoulder movements
- Reverse seat slider for more petite seat, standard on all models
- Optional height adjustable lumbar
- Warranted up to 250 lbs



MESH BACK

MODEL	CONTROL	DESCRIPTION	ARM	FABRIC																																																																
2060	Y1	MID-BACK SIMPLE SYNCHRO TILT CONTROL Use for a variety of general office task seating, including private office and conference room seating.	ARMLESS	<table border="1"> <thead> <tr> <th>T01</th> <th>A/COM</th> <th>B</th> <th>C</th> <th>D</th> <th>E</th> <th>F</th> <th>G</th> </tr> </thead> <tbody> <tr><td>440</td><td>490</td><td>515</td><td>535</td><td>560</td><td>590</td><td>625</td><td>660</td></tr> <tr><td>520</td><td>570</td><td>595</td><td>615</td><td>640</td><td>670</td><td>705</td><td>740</td></tr> <tr><td>570</td><td>620</td><td>645</td><td>665</td><td>690</td><td>720</td><td>755</td><td>790</td></tr> <tr><td>590</td><td>640</td><td>665</td><td>685</td><td>710</td><td>740</td><td>775</td><td>810</td></tr> <tr><td>A8B / A8S</td><td>525</td><td>575</td><td>600</td><td>620</td><td>645</td><td>675</td><td>710</td></tr> <tr><td>A9B / A9S</td><td>545</td><td>595</td><td>620</td><td>640</td><td>665</td><td>695</td><td>730</td></tr> <tr><td>A10</td><td>525</td><td>575</td><td>600</td><td>620</td><td>645</td><td>675</td><td>710</td></tr> </tbody> </table>	T01	A/COM	B	C	D	E	F	G	440	490	515	535	560	590	625	660	520	570	595	615	640	670	705	740	570	620	645	665	690	720	755	790	590	640	665	685	710	740	775	810	A8B / A8S	525	575	600	620	645	675	710	A9B / A9S	545	595	620	640	665	695	730	A10	525	575	600	620	645	675	710
T01	A/COM		B	C	D	E	F	G																																																												
440	490		515	535	560	590	625	660																																																												
520	570		595	615	640	670	705	740																																																												
570	620		645	665	690	720	755	790																																																												
590	640		665	685	710	740	775	810																																																												
A8B / A8S	525	575	600	620	645	675	710																																																													
A9B / A9S	545	595	620	640	665	695	730																																																													
A10	525	575	600	620	645	675	710																																																													
			A2																																																																	
			A6																																																																	
			A7																																																																	
			A8B / A8S																																																																	
			A9B / A9S																																																																	
2060	Y3	MID-BACK FULL SYNCHRO TILT CONTROL Use for a variety of general office task seating, including private office and conference room seating.	ARMLESS	<table border="1"> <thead> <tr> <th>T01</th> <th>A/COM</th> <th>B</th> <th>C</th> <th>D</th> <th>E</th> <th>F</th> <th>G</th> </tr> </thead> <tbody> <tr><td>510</td><td>560</td><td>585</td><td>605</td><td>630</td><td>660</td><td>695</td><td>730</td></tr> <tr><td>590</td><td>640</td><td>665</td><td>685</td><td>710</td><td>740</td><td>775</td><td>810</td></tr> <tr><td>640</td><td>690</td><td>715</td><td>735</td><td>760</td><td>790</td><td>825</td><td>860</td></tr> <tr><td>660</td><td>710</td><td>735</td><td>755</td><td>780</td><td>810</td><td>845</td><td>880</td></tr> <tr><td>A8B / A8S</td><td>595</td><td>645</td><td>670</td><td>690</td><td>715</td><td>745</td><td>780</td></tr> <tr><td>A9B / A9S</td><td>615</td><td>665</td><td>690</td><td>710</td><td>735</td><td>765</td><td>800</td></tr> <tr><td>A10</td><td>595</td><td>645</td><td>670</td><td>690</td><td>715</td><td>745</td><td>780</td></tr> </tbody> </table>	T01	A/COM	B	C	D	E	F	G	510	560	585	605	630	660	695	730	590	640	665	685	710	740	775	810	640	690	715	735	760	790	825	860	660	710	735	755	780	810	845	880	A8B / A8S	595	645	670	690	715	745	780	A9B / A9S	615	665	690	710	735	765	800	A10	595	645	670	690	715	745	780
T01	A/COM		B	C	D	E	F	G																																																												
510	560		585	605	630	660	695	730																																																												
590	640		665	685	710	740	775	810																																																												
640	690		715	735	760	790	825	860																																																												
660	710		735	755	780	810	845	880																																																												
A8B / A8S	595	645	670	690	715	745	780																																																													
A9B / A9S	615	665	690	710	735	765	800																																																													
A10	595	645	670	690	715	745	780																																																													
			A2																																																																	
			A6																																																																	
			A7																																																																	
			A8B / A8S																																																																	
			A9B / A9S																																																																	
2060	M1	MID-BACK MULTIFUNCTION CONTROL Fully articulating seat and back for the highest level of ergonomic needs. Control allows user to pivot seat forward from 0° to 6°.	ARMLESS	<table border="1"> <thead> <tr> <th>T01</th> <th>A/COM</th> <th>B</th> <th>C</th> <th>D</th> <th>E</th> <th>F</th> <th>G</th> </tr> </thead> <tbody> <tr><td>540</td><td>590</td><td>615</td><td>635</td><td>660</td><td>690</td><td>725</td><td>760</td></tr> <tr><td>620</td><td>670</td><td>695</td><td>715</td><td>740</td><td>770</td><td>805</td><td>840</td></tr> <tr><td>670</td><td>720</td><td>745</td><td>765</td><td>790</td><td>820</td><td>855</td><td>890</td></tr> <tr><td>690</td><td>740</td><td>765</td><td>785</td><td>810</td><td>840</td><td>875</td><td>910</td></tr> <tr><td>A8B / A8S</td><td>625</td><td>675</td><td>700</td><td>720</td><td>745</td><td>775</td><td>810</td></tr> <tr><td>A9B / A9S</td><td>645</td><td>695</td><td>720</td><td>740</td><td>765</td><td>795</td><td>830</td></tr> <tr><td>A10</td><td>625</td><td>675</td><td>700</td><td>720</td><td>745</td><td>775</td><td>810</td></tr> </tbody> </table>	T01	A/COM	B	C	D	E	F	G	540	590	615	635	660	690	725	760	620	670	695	715	740	770	805	840	670	720	745	765	790	820	855	890	690	740	765	785	810	840	875	910	A8B / A8S	625	675	700	720	745	775	810	A9B / A9S	645	695	720	740	765	795	830	A10	625	675	700	720	745	775	810
T01	A/COM		B	C	D	E	F	G																																																												
540	590		615	635	660	690	725	760																																																												
620	670		695	715	740	770	805	840																																																												
670	720		745	765	790	820	855	890																																																												
690	740		765	785	810	840	875	910																																																												
A8B / A8S	625	675	700	720	745	775	810																																																													
A9B / A9S	645	695	720	740	765	795	830																																																													
A10	625	675	700	720	745	775	810																																																													
			A2																																																																	
			A6																																																																	
			A7																																																																	
			A8B / A8S																																																																	
			A9B / A9S																																																																	
2060	G1	MID-BACK GORDON REACT CONTROL The body balancing, self-adjusting control provides proper ergonomic support and resistance based on the users weight.	A3	<table border="1"> <thead> <tr> <th>T01</th> <th>A/COM</th> <th>B</th> <th>C</th> <th>D</th> <th>E</th> <th>F</th> <th>G</th> </tr> </thead> <tbody> <tr><td>700</td><td>750</td><td>775</td><td>795</td><td>820</td><td>850</td><td>885</td><td>920</td></tr> <tr><td></td><td></td><td></td><td></td><td></td><td></td><td></td><td></td></tr> <tr><td></td><td></td><td></td><td></td><td></td><td></td><td></td><td></td></tr> <tr><td></td><td></td><td></td><td></td><td></td><td></td><td></td><td></td></tr> <tr><td></td><td></td><td></td><td></td><td></td><td></td><td></td><td></td></tr> </tbody> </table>	T01	A/COM	B	C	D	E	F	G	700	750	775	795	820	850	885	920																																																
T01	A/COM		B	C	D	E	F	G																																																												
700	750		775	795	820	850	885	920																																																												

CREATING BRIO MODEL NUMBER

MODEL NUMBER CONTROL ARMS BACK MESH COLOR GRADE CASTERS PACKAGING OPTIONS

2 0 6 0 - [] [] - A [] [] - M 0 1 - [] - C 6 [] [] - [] [] [] - [] [] []

* FOR ARMLESS CODE USE A00

PACKAGING NOTES

CODE	DESCRIPTION	LIST UPCHARGE
AB	ASSEMBLED IN BAG FOR WILL CALL	\$0
BAC	BACK ASSEMBLED IN CARTON	\$0

FEATURES

- Pneumatic Seat Height Adjustment
- Tilt Tension Control
- Back and Seat Tilt in 3:1 Ratio
- Upright Position Tilt Lock
- Standard Reverse Seat Slider
- Molded Foam Seat
- Optional Height Adjustable Lumbar

DIMENSIONS

WIDTH: 25.0
DEPTH: 26.0
HEIGHT: 39.0-43.5
SEAT WIDTH: 20.0
SEAT DEPTH: 14.5-17.0
SEAT HEIGHT: 17.0-21.5
BACK WIDTH: 18.0
BACK HEIGHT: 22.0
COM: 0.8 YD
WEIGHT: 36.5 LB

- Pneumatic Seat Height Adjustment
- Tilt Tension Control
- Back and Seat Tilt in 2:1 ratio
- 3 Locking Positions
- Safety Tilt Release
- Standard Reverse Seat Slider
- Molded Foam Seat
- Optional Height Adjustable Lumbar

WIDTH: 25.0
DEPTH: 26.0
HEIGHT: 39.0-43.5
SEAT WIDTH: 20.0
SEAT DEPTH: 15.5-18.0
SEAT HEIGHT: 16.5-21.0
BACK WIDTH: 18.0
BACK HEIGHT: 22.0
COM: 0.8 YD
WEIGHT: 38.0 LB

- Pneumatic Seat Height Adjustment
- Tilt Tension Control
- Seat and Back Tilt as a Unit
- Floating seat position tilt lock
- Infinite Back Angle Adj w/ Free Float
- Seat Pivots from 0° to 6° Forward
- Standard Reverse Seat Slider
- Molded Foam Seat
- Optional Height Adjustable Lumbar

WIDTH: 25.0
DEPTH: 26.0
HEIGHT: 39.0-43.5
SEAT WIDTH: 20.0
SEAT DEPTH: 14.5-17.0
SEAT HEIGHT: 17.0-21.5
BACK WIDTH: 18.0
BACK HEIGHT: 22.0
COM: 0.8 YD
WEIGHT: 44.0 LB

- Pneumatic Seat Height Adjustment
- Body Balancing Self Adjusting Tension
- Seat and Back Angle Sef Adjust to Users' Body Weight
- 3 Point Cam Activated Tilt Position Lock
- Standard Reverse Seat Slider
- Molded Foam Seat
- Optional Height Adjustable Lumbar

WIDTH: 25.0
DEPTH: 26.0
HEIGHT: 39.0-43.5
SEAT WIDTH: 20.0
SEAT DEPTH: 14.5-17.0
SEAT HEIGHT: 17.0-21.5
BACK WIDTH: 18.0
BACK HEIGHT: 22.0
COM: 0.8 YD
WEIGHT: 49.0 LB

ARM OPTIONS



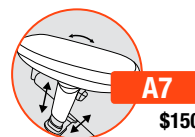
A2
\$80

2-Way Adjustable Arm Height Adjustable (use w/ Y1, Y3, M1, P1 controls)



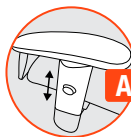
A3
STD W/ G1

2-Way Adjustable Arm Height Adjustable (standard w/ G1 control, not available with other controls)



A7
\$150

8-way adjustable arm for height, width, pivots, and with Ura-Soft sliding arm pads



A8B/S
\$85

2-Way Adjustable Arm Height Adjustable A8B Black or A8S Silver



A9B/S
\$105

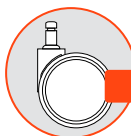
4-Way Adjustable Arm Height Adjustable and 4" Interior Width Adjustment A9B Black or A9S Silver



A10
\$85

Black Soft Touch Cantilever style C-Shaped Arm

CASTER OPTIONS



C6
STD

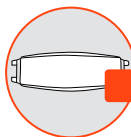
Standard 65mm Hoodless Casters



C6S
\$35

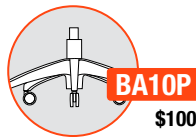
65mm Hoodless Hard Floor Casters

ADDITIONAL OPTIONS



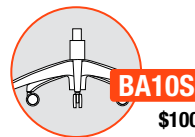
LB
\$30

Height Adjustable Lumbar Support



BA10P
\$100

26" High Profile Polished Aluminum Base



BA10S
\$100

26" High Profile Silver Powder Coated Aluminum Base

brío



brio

mesh back chairs tailored to you

GSA SIN # 711-18

- Task, stool, management and conference seating
- Back styles include: mesh and upholstered
- Rolling flex back follows user's shoulder movements
- Reverse seat slider for more petite seat, standard on all models
- Optional height adjustable lumbar
- Warranted up to 250 lbs



MESH BACK

MODEL	CONTROL	DESCRIPTION	ARM	FABRIC																																																																
2066	Y1	10" TRAVEL HIGH STOOL SIMPLE SYNCHRO TILT CONTROL Use for work surfaces up to 42 inches high.	ARMLESS	<table border="1"> <thead> <tr> <th>T01</th> <th>A/COM</th> <th>B</th> <th>C</th> <th>D</th> <th>E</th> <th>F</th> <th>G</th> </tr> </thead> <tbody> <tr><td>560</td><td>610</td><td>635</td><td>655</td><td>680</td><td>710</td><td>745</td><td>780</td></tr> <tr><td>640</td><td>690</td><td>715</td><td>735</td><td>760</td><td>790</td><td>825</td><td>860</td></tr> <tr><td>690</td><td>740</td><td>765</td><td>785</td><td>810</td><td>840</td><td>875</td><td>910</td></tr> <tr><td>710</td><td>760</td><td>785</td><td>805</td><td>830</td><td>860</td><td>895</td><td>930</td></tr> <tr><td>645</td><td>695</td><td>720</td><td>740</td><td>765</td><td>795</td><td>830</td><td>865</td></tr> <tr><td>665</td><td>715</td><td>740</td><td>760</td><td>785</td><td>815</td><td>850</td><td>885</td></tr> <tr><td>645</td><td>695</td><td>720</td><td>740</td><td>765</td><td>795</td><td>830</td><td>865</td></tr> </tbody> </table>	T01	A/COM	B	C	D	E	F	G	560	610	635	655	680	710	745	780	640	690	715	735	760	790	825	860	690	740	765	785	810	840	875	910	710	760	785	805	830	860	895	930	645	695	720	740	765	795	830	865	665	715	740	760	785	815	850	885	645	695	720	740	765	795	830	865
T01	A/COM		B	C	D	E	F	G																																																												
560	610		635	655	680	710	745	780																																																												
640	690		715	735	760	790	825	860																																																												
690	740		765	785	810	840	875	910																																																												
710	760		785	805	830	860	895	930																																																												
645	695	720	740	765	795	830	865																																																													
665	715	740	760	785	815	850	885																																																													
645	695	720	740	765	795	830	865																																																													
			A2	640																																																																
			A6	690																																																																
			A7	710																																																																
			A8B / A8S	645																																																																
			A9B / A9S	665																																																																
			A10	645																																																																
2066	P1	10" TRAVEL HIGH STOOL POSTURE BACK CONTROL Use for work surfaces up to 42 inches high.	ARMLESS	<table border="1"> <thead> <tr> <th>T01</th> <th>A/COM</th> <th>B</th> <th>C</th> <th>D</th> <th>E</th> <th>F</th> <th>G</th> </tr> </thead> <tbody> <tr><td>595</td><td>645</td><td>670</td><td>690</td><td>715</td><td>745</td><td>780</td><td>815</td></tr> <tr><td>675</td><td>725</td><td>750</td><td>770</td><td>795</td><td>825</td><td>860</td><td>895</td></tr> <tr><td>725</td><td>775</td><td>800</td><td>820</td><td>845</td><td>875</td><td>910</td><td>945</td></tr> <tr><td>745</td><td>795</td><td>820</td><td>840</td><td>865</td><td>895</td><td>930</td><td>965</td></tr> <tr><td>680</td><td>730</td><td>755</td><td>775</td><td>800</td><td>830</td><td>865</td><td>900</td></tr> <tr><td>700</td><td>750</td><td>775</td><td>795</td><td>820</td><td>850</td><td>885</td><td>920</td></tr> <tr><td>680</td><td>730</td><td>755</td><td>775</td><td>800</td><td>830</td><td>865</td><td>900</td></tr> </tbody> </table>	T01	A/COM	B	C	D	E	F	G	595	645	670	690	715	745	780	815	675	725	750	770	795	825	860	895	725	775	800	820	845	875	910	945	745	795	820	840	865	895	930	965	680	730	755	775	800	830	865	900	700	750	775	795	820	850	885	920	680	730	755	775	800	830	865	900
T01	A/COM		B	C	D	E	F	G																																																												
595	645		670	690	715	745	780	815																																																												
675	725		750	770	795	825	860	895																																																												
725	775		800	820	845	875	910	945																																																												
745	795		820	840	865	895	930	965																																																												
680	730	755	775	800	830	865	900																																																													
700	750	775	795	820	850	885	920																																																													
680	730	755	775	800	830	865	900																																																													
			A2	675																																																																
			A6	725																																																																
			A7	745																																																																
			A8B / A8S	680																																																																
			A9B / A9S	700																																																																
			A10	680																																																																
2068	Y1	8" TRAVEL LOW STOOL SIMPLE SYNCHRO TILT CONTROL Use for work surfaces up to 36 inches high.	ARMLESS	<table border="1"> <thead> <tr> <th>T01</th> <th>A/COM</th> <th>B</th> <th>C</th> <th>D</th> <th>E</th> <th>F</th> <th>G</th> </tr> </thead> <tbody> <tr><td>560</td><td>610</td><td>635</td><td>655</td><td>680</td><td>710</td><td>745</td><td>780</td></tr> <tr><td>640</td><td>690</td><td>715</td><td>735</td><td>760</td><td>790</td><td>825</td><td>860</td></tr> <tr><td>690</td><td>740</td><td>765</td><td>785</td><td>810</td><td>840</td><td>875</td><td>910</td></tr> <tr><td>710</td><td>760</td><td>785</td><td>805</td><td>830</td><td>860</td><td>895</td><td>930</td></tr> <tr><td>645</td><td>695</td><td>720</td><td>740</td><td>765</td><td>795</td><td>830</td><td>865</td></tr> <tr><td>665</td><td>715</td><td>740</td><td>760</td><td>785</td><td>815</td><td>850</td><td>885</td></tr> <tr><td>645</td><td>695</td><td>720</td><td>740</td><td>765</td><td>795</td><td>830</td><td>865</td></tr> </tbody> </table>	T01	A/COM	B	C	D	E	F	G	560	610	635	655	680	710	745	780	640	690	715	735	760	790	825	860	690	740	765	785	810	840	875	910	710	760	785	805	830	860	895	930	645	695	720	740	765	795	830	865	665	715	740	760	785	815	850	885	645	695	720	740	765	795	830	865
T01	A/COM		B	C	D	E	F	G																																																												
560	610		635	655	680	710	745	780																																																												
640	690		715	735	760	790	825	860																																																												
690	740		765	785	810	840	875	910																																																												
710	760		785	805	830	860	895	930																																																												
645	695	720	740	765	795	830	865																																																													
665	715	740	760	785	815	850	885																																																													
645	695	720	740	765	795	830	865																																																													
			A2	640																																																																
			A6	690																																																																
			A7	710																																																																
			A8B / A8S	645																																																																
			A9B / A9S	665																																																																
			A10	645																																																																
2068	P1	8" TRAVEL LOW STOOL POSTURE BACK CONTROL Use for work surfaces up to 36 inches high.	ARMLESS	<table border="1"> <thead> <tr> <th>T01</th> <th>A/COM</th> <th>B</th> <th>C</th> <th>D</th> <th>E</th> <th>F</th> <th>G</th> </tr> </thead> <tbody> <tr><td>595</td><td>645</td><td>670</td><td>690</td><td>715</td><td>745</td><td>780</td><td>815</td></tr> <tr><td>675</td><td>725</td><td>750</td><td>770</td><td>795</td><td>825</td><td>860</td><td>895</td></tr> <tr><td>725</td><td>775</td><td>800</td><td>820</td><td>845</td><td>875</td><td>910</td><td>945</td></tr> <tr><td>745</td><td>795</td><td>820</td><td>840</td><td>865</td><td>895</td><td>930</td><td>965</td></tr> <tr><td>680</td><td>730</td><td>755</td><td>775</td><td>800</td><td>830</td><td>865</td><td>900</td></tr> <tr><td>700</td><td>750</td><td>775</td><td>795</td><td>820</td><td>850</td><td>885</td><td>920</td></tr> <tr><td>680</td><td>730</td><td>755</td><td>775</td><td>800</td><td>830</td><td>865</td><td>900</td></tr> </tbody> </table>	T01	A/COM	B	C	D	E	F	G	595	645	670	690	715	745	780	815	675	725	750	770	795	825	860	895	725	775	800	820	845	875	910	945	745	795	820	840	865	895	930	965	680	730	755	775	800	830	865	900	700	750	775	795	820	850	885	920	680	730	755	775	800	830	865	900
T01	A/COM		B	C	D	E	F	G																																																												
595	645		670	690	715	745	780	815																																																												
675	725		750	770	795	825	860	895																																																												
725	775		800	820	845	875	910	945																																																												
745	795		820	840	865	895	930	965																																																												
680	730	755	775	800	830	865	900																																																													
700	750	775	795	820	850	885	920																																																													
680	730	755	775	800	830	865	900																																																													
			A2	675																																																																
			A6	725																																																																
			A7	745																																																																
			A8B / A8S	680																																																																
			A9B / A9S	700																																																																
			A10	680																																																																

CREATING BRIO MODEL NUMBER

MODEL NUMBER CONTROL ARMS BACK MESH COLOR GRADE CASTERS PACKAGING OPTIONS

2 0 6 - - A - M 0 1 - - C 6 - - - -

* FOR ARMLESS CODE USE A00

PACKAGING NOTES

CODE	DESCRIPTION	LIST UPCHARGE
AB	ASSEMBLED IN BAG FOR WILL CALL	\$0
BAC	BACK ASSEMBLED IN CARTON	\$0

FEATURES

- Pneumatic Seat Height Adjustment
- Tilt Tension Control
- Back and Seat Tilt in 3:1 Ratio
- Upright Position Tilt Lock
- Standard Reverse Seat Slider
- Molded Foam Seat
- Optional Height Adjustable Lumbar
- Height Adj 20" Diameter Footring

DIMENSIONS

WIDTH: 25.0
DEPTH: 26.0
HEIGHT: 48.5-58.5
SEAT WIDTH: 20.0
SEAT DEPTH: 14.5-17.0
SEAT HEIGHT: 26.6-36.5
BACK WIDTH: 18.0
BACK HEIGHT: 22.0
COM: 0.8 YD
WEIGHT: 43.5 LB

- Pneumatic Seat Height Adjustment
- Infinite Back Angle with Free Float
- Standard Reverse Seat Slider
- Optional Height Adjustable Lumbar
- Height Adj 20" Diameter Footring

WIDTH: 25.0
DEPTH: 26.0
HEIGHT: 48.5-58.5
SEAT WIDTH: 20.0
SEAT DEPTH: 14.5-17.0
SEAT HEIGHT: 26.5-36.5
BACK WIDTH: 18.0
BACK HEIGHT: 22.0
COM: 0.8 YD
WEIGHT: 45.5 LB

- Pneumatic Seat Height Adjustment
- Tilt Tension Control
- Back and Seat Tilt in 3:1 Ratio
- Upright Position Tilt Lock
- Standard Reverse Seat Slider
- Molded Foam Seat
- Optional Height Adjustable Lumbar
- Height Adj 20" Diameter Footring

WIDTH: 25.0
DEPTH: 26.0
HEIGHT: 44.5-52.5
SEAT WIDTH: 20.0
SEAT DEPTH: 14.5-17.0
SEAT HEIGHT: 22.5-30.5
BACK WIDTH: 18.0
BACK HEIGHT: 22.0
COM: 0.8 YD
WEIGHT: 42.8 LB

- Pneumatic Seat Height Adjustment
- Infinite Back Angle with Free Float
- Standard Reverse Seat Slider
- Optional Height Adjustable Lumbar
- Height Adj 20" Diameter Footring

WIDTH: 25.0
DEPTH: 26.0
HEIGHT: 44.5-52.5
SEAT WIDTH: 20.0
SEAT DEPTH: 14.5-17.0
SEAT HEIGHT: 22.5-30.5
BACK WIDTH: 18.0
BACK HEIGHT: 22.0
COM: 0.8 YD
WEIGHT: 44.8 LB

ARM OPTIONS



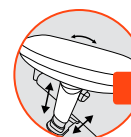
A2
\$80

2-Way Adjustable Arm Height Adjustable (use w/ Y1, Y3, M1, P1 controls)



A3
STD W/ G1

2-Way Adjustable Arm Height Adjustable (standard w/ G1 control, not available with other controls)



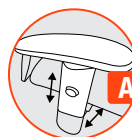
A7
\$150

8-way adjustable arm for height, width, pivots, and with *Ura-Soft* sliding arm pads



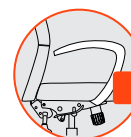
A8B/S
\$85

2-Way Adjustable Arm Height Adjustable A8B Black or A8S Silver



A9B/S
\$105

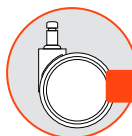
4-Way Adjustable Arm Height Adjustable and 4" Interior Width Adjustment A9B Black or A9S Silver



A10
\$85

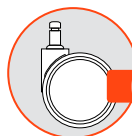
Black Soft Touch Cantilever style C-Shaped Arm

CASTER OPTIONS



C6
STD

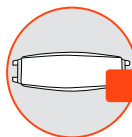
Standard 65mm Hoodless Casters



C6S
\$35

65mm Hoodless Hard Floor Casters

ADDITIONAL OPTIONS



LB
\$30

Height Adjustable Lumbar Support



BA10P
\$100

26" High Profile Polished Aluminum Base



BA10S
\$100

26" High Profile Silver Powder Coated Aluminum Base

brío



brio

mesh back chairs tailored to you

GSA SIN # 711-18

- Task, stool, management and conference seating
- Back styles include: mesh and upholstered
- Rolling flex back follows user's shoulder movements
- Reverse seat slider for more petite seat, standard on all models
- Warranted up to 250 lbs



UPHOLSTERED BACK

MODEL	CONTROL	DESCRIPTION	ARM	FABRIC																																																																
2070	Y1	<p>MID-BACK SIMPLE SYNCHRO TILT CONTROL</p> <p>Use for a variety of general office task seating, including private office and conference room seating.</p>	ARMLESS	<table border="1"> <thead> <tr> <th>T01</th> <th>A/COM</th> <th>B</th> <th>C</th> <th>D</th> <th>E</th> <th>F</th> <th>G</th> </tr> </thead> <tbody> <tr><td>510</td><td>560</td><td>590</td><td>610</td><td>640</td><td>675</td><td>715</td><td>755</td></tr> <tr><td>590</td><td>640</td><td>670</td><td>690</td><td>720</td><td>755</td><td>795</td><td>835</td></tr> <tr><td>640</td><td>690</td><td>720</td><td>740</td><td>770</td><td>805</td><td>845</td><td>885</td></tr> <tr><td>660</td><td>710</td><td>740</td><td>760</td><td>790</td><td>825</td><td>865</td><td>905</td></tr> <tr><td>595</td><td>645</td><td>675</td><td>695</td><td>725</td><td>760</td><td>800</td><td>840</td></tr> <tr><td>615</td><td>665</td><td>695</td><td>715</td><td>745</td><td>780</td><td>820</td><td>860</td></tr> <tr><td>595</td><td>645</td><td>675</td><td>695</td><td>725</td><td>760</td><td>800</td><td>840</td></tr> </tbody> </table>	T01	A/COM	B	C	D	E	F	G	510	560	590	610	640	675	715	755	590	640	670	690	720	755	795	835	640	690	720	740	770	805	845	885	660	710	740	760	790	825	865	905	595	645	675	695	725	760	800	840	615	665	695	715	745	780	820	860	595	645	675	695	725	760	800	840
T01	A/COM		B	C	D	E	F	G																																																												
510	560		590	610	640	675	715	755																																																												
590	640		670	690	720	755	795	835																																																												
640	690		720	740	770	805	845	885																																																												
660	710		740	760	790	825	865	905																																																												
595	645	675	695	725	760	800	840																																																													
615	665	695	715	745	780	820	860																																																													
595	645	675	695	725	760	800	840																																																													
		A2	510																																																																	
		A6	640																																																																	
		A7	660																																																																	
		A8B / A8S	595																																																																	
		A9B / A9S	615																																																																	
		A10	595																																																																	
2070	Y3	<p>MID-BACK FULL SYNCHRO TILT CONTROL</p> <p>Use for a variety of general office task seating, including private office and conference room seating.</p>	ARMLESS	<table border="1"> <thead> <tr> <th>T01</th> <th>A/COM</th> <th>B</th> <th>C</th> <th>D</th> <th>E</th> <th>F</th> <th>G</th> </tr> </thead> <tbody> <tr><td>580</td><td>630</td><td>660</td><td>680</td><td>710</td><td>745</td><td>785</td><td>825</td></tr> <tr><td>660</td><td>710</td><td>740</td><td>760</td><td>790</td><td>825</td><td>865</td><td>905</td></tr> <tr><td>710</td><td>760</td><td>790</td><td>810</td><td>840</td><td>875</td><td>915</td><td>955</td></tr> <tr><td>730</td><td>780</td><td>810</td><td>830</td><td>860</td><td>895</td><td>935</td><td>975</td></tr> <tr><td>665</td><td>715</td><td>745</td><td>765</td><td>795</td><td>830</td><td>870</td><td>910</td></tr> <tr><td>685</td><td>735</td><td>765</td><td>785</td><td>815</td><td>850</td><td>890</td><td>930</td></tr> <tr><td>665</td><td>715</td><td>745</td><td>765</td><td>795</td><td>830</td><td>870</td><td>910</td></tr> </tbody> </table>	T01	A/COM	B	C	D	E	F	G	580	630	660	680	710	745	785	825	660	710	740	760	790	825	865	905	710	760	790	810	840	875	915	955	730	780	810	830	860	895	935	975	665	715	745	765	795	830	870	910	685	735	765	785	815	850	890	930	665	715	745	765	795	830	870	910
T01	A/COM		B	C	D	E	F	G																																																												
580	630		660	680	710	745	785	825																																																												
660	710		740	760	790	825	865	905																																																												
710	760		790	810	840	875	915	955																																																												
730	780		810	830	860	895	935	975																																																												
665	715	745	765	795	830	870	910																																																													
685	735	765	785	815	850	890	930																																																													
665	715	745	765	795	830	870	910																																																													
		A2	580																																																																	
		A6	710																																																																	
		A7	730																																																																	
		A8B / A8S	665																																																																	
		A9B / A9S	685																																																																	
		A10	665																																																																	
2070	M1	<p>MID-BACK MULTIFUNCTION CONTROL</p> <p>Fully articulating seat and back for the highest level of ergonomic needs. Control allows user to pivot seat forward from 0° to 6°.</p>	ARMLESS	<table border="1"> <thead> <tr> <th>T01</th> <th>A/COM</th> <th>B</th> <th>C</th> <th>D</th> <th>E</th> <th>F</th> <th>G</th> </tr> </thead> <tbody> <tr><td>640</td><td>660</td><td>690</td><td>710</td><td>740</td><td>775</td><td>815</td><td>855</td></tr> <tr><td>720</td><td>740</td><td>770</td><td>790</td><td>820</td><td>855</td><td>895</td><td>935</td></tr> <tr><td>770</td><td>790</td><td>820</td><td>840</td><td>870</td><td>905</td><td>945</td><td>985</td></tr> <tr><td>790</td><td>810</td><td>840</td><td>860</td><td>890</td><td>925</td><td>965</td><td>1005</td></tr> <tr><td>725</td><td>745</td><td>775</td><td>795</td><td>825</td><td>860</td><td>900</td><td>940</td></tr> <tr><td>745</td><td>765</td><td>795</td><td>815</td><td>845</td><td>880</td><td>920</td><td>960</td></tr> <tr><td>725</td><td>745</td><td>775</td><td>795</td><td>825</td><td>860</td><td>900</td><td>940</td></tr> </tbody> </table>	T01	A/COM	B	C	D	E	F	G	640	660	690	710	740	775	815	855	720	740	770	790	820	855	895	935	770	790	820	840	870	905	945	985	790	810	840	860	890	925	965	1005	725	745	775	795	825	860	900	940	745	765	795	815	845	880	920	960	725	745	775	795	825	860	900	940
T01	A/COM		B	C	D	E	F	G																																																												
640	660		690	710	740	775	815	855																																																												
720	740		770	790	820	855	895	935																																																												
770	790		820	840	870	905	945	985																																																												
790	810		840	860	890	925	965	1005																																																												
725	745	775	795	825	860	900	940																																																													
745	765	795	815	845	880	920	960																																																													
725	745	775	795	825	860	900	940																																																													
		A2	640																																																																	
		A6	720																																																																	
		A7	770																																																																	
		A8B / A8S	790																																																																	
		A9B / A9S	745																																																																	
		A10	725																																																																	
2070	G1	<p>MID-BACK GORDON REACT CONTROL</p> <p>The body balancing, self-adjusting control provides proper ergonomic support and resistance based on the users weight.</p>	A3	<table border="1"> <thead> <tr> <th>T01</th> <th>A/COM</th> <th>B</th> <th>C</th> <th>D</th> <th>E</th> <th>F</th> <th>G</th> </tr> </thead> <tbody> <tr><td>880</td><td>820</td><td>850</td><td>870</td><td>900</td><td>935</td><td>975</td><td>1015</td></tr> <tr><td></td><td></td><td></td><td></td><td></td><td></td><td></td><td></td></tr> <tr><td></td><td></td><td></td><td></td><td></td><td></td><td></td><td></td></tr> <tr><td></td><td></td><td></td><td></td><td></td><td></td><td></td><td></td></tr> <tr><td></td><td></td><td></td><td></td><td></td><td></td><td></td><td></td></tr> </tbody> </table>	T01	A/COM	B	C	D	E	F	G	880	820	850	870	900	935	975	1015																																																
T01	A/COM		B	C	D	E	F	G																																																												
880	820		850	870	900	935	975	1015																																																												

CREATING BRIO MODEL NUMBER

MODEL NUMBER CONTROL ARMS GRADE CASTERS PACKAGING OPTIONS

2 0 7 0 - [] [] - A [] [] - [] [] - C 6 [] [] - [] [] [] [] - [] [] [] []

* FOR ARMLESS CODE USE A00

PACKAGING NOTES

CODE	DESCRIPTION	LIST UPCHARGE
AB	ASSEMBLED IN BAG FOR WILL CALL	\$0
BAC	BACK ASSEMBLED IN CARTON	\$0

FEATURES

- Pneumatic Seat Height Adjustment
- Tilt Tension Control
- Back and Seat Tilt in 3:1 Ratio
- Upright Position Tilt Lock
- Standard Reverse Seat Slider
- Molded Foam Seat

DIMENSIONS

WIDTH: 25.0
DEPTH: 26.0
HEIGHT: 39.0-43.5
SEAT WIDTH: 20.0
SEAT DEPTH: 14.5-17.0
SEAT HEIGHT: 17.0-21.5
BACK WIDTH: 18.0
BACK HEIGHT: 22.0
COM: 0.9 YD
WEIGHT: 36.5 LB

- Pneumatic Seat Height Adjustment
- Tilt Tension Control
- Back and Seat Tilt in 2:1 ratio
- 3 Locking Positions
- Safety Tilt Release
- Standard Reverse Seat Slider
- Molded Foam Seat

WIDTH: 25.0
DEPTH: 26.0
HEIGHT: 39.0-43.5
SEAT WIDTH: 20.0
SEAT DEPTH: 15.5-18.0
SEAT HEIGHT: 16.5-21.0
BACK WIDTH: 18.0
BACK HEIGHT: 22.0
COM: 0.9 YD
WEIGHT: 38.0 LB

- Pneumatic Seat Height Adjustment
- Tilt Tension Control
- Seat and Back Tilt as a Unit
- Floating seat position tilt lock
- Infinite Back Angle Adj w/ Free Float
- Seat Pivots from 0° to 6° Forward
- Standard Reverse Seat Slider
- Molded Foam Seat

WIDTH: 25.0
DEPTH: 26.0
HEIGHT: 39.0-43.5
SEAT WIDTH: 20.0
SEAT DEPTH: 14.5-17.0
SEAT HEIGHT: 17.0-21.5
BACK WIDTH: 18.0
BACK HEIGHT: 22.0
COM: 0.9 YD
WEIGHT: 44.0 LB

- Pneumatic Seat Height Adjustment
- Body Balancing Self Adjusting Tension
- Seat and Back Angle Self Adjust to Users' Body Weight
- 3 Point Cam Activated Tilt Position Lock
- Standard Reverse Seat Slider
- Molded Foam Seat

WIDTH: 25.0
DEPTH: 26.0
HEIGHT: 39.0-43.5
SEAT WIDTH: 20.0
SEAT DEPTH: 14.5-17.0
SEAT HEIGHT: 17.0-21.5
BACK WIDTH: 18.0
BACK HEIGHT: 22.0
COM: 0.9 YD
WEIGHT: 49.0 LB

ARM OPTIONS



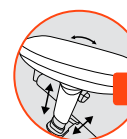
A2
\$80

2-Way Adjustable Arm Height Adjustable (use w/ Y1, Y3, M1, P1 controls)



A3
STD W/ G1

2-Way Adjustable Arm Height Adjustable (standard w/ G1 control, not available with other controls)



A7
\$150

8-way adjustable arm for height, width, pivots, and with Ura-Soft sliding arm pads



A8B/S
\$85

2-Way Adjustable Arm Height Adjustable A8B Black or A8S Silver



A9B/S
\$105

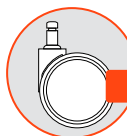
4-Way Adjustable Arm Height Adjustable and 4" Interior Width Adjustment A9B Black or A9S Silver



A10
\$85

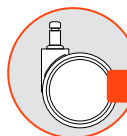
Black Soft Touch Cantilever style C-Shaped Arm

CASTER OPTIONS



C6
STD

Standard 65mm Hoodless Casters



C6S
\$35

65mm Hoodless Hard Floor Casters

ADDITIONAL OPTIONS



BA10B
\$100

26" High Profile Black Powder Coated Aluminum Base



BA10P
\$100

26" High Profile Polished Aluminum Base



BA10S
\$100

26" High Profile Silver Powder Coated Aluminum Base

brio

mesh back chairs tailored to you

GSA SIN # 711-18

- Task, stool, management and conference seating
- Back styles include: mesh and upholstered
- Rolling flex back follows user's shoulder movements
- Reverse seat slider for more petite seat, standard on all models
- Warranted up to 250 lbs



UPHOLSTERED BACK

MODEL	CONTROL	DESCRIPTION	ARM	FABRIC																																																																
2076	Y1	10" TRAVEL HIGH STOOL SIMPLE SYNCHRO TILT CONTROL Use for work surfaces up to 42 inches high.	ARMLESS	<table border="1"> <thead> <tr> <th>T01</th> <th>A/COM</th> <th>B</th> <th>C</th> <th>D</th> <th>E</th> <th>F</th> <th>G</th> </tr> </thead> <tbody> <tr><td>630</td><td>680</td><td>710</td><td>730</td><td>760</td><td>795</td><td>835</td><td>875</td></tr> <tr><td>710</td><td>760</td><td>790</td><td>810</td><td>840</td><td>875</td><td>915</td><td>955</td></tr> <tr><td>760</td><td>810</td><td>840</td><td>860</td><td>890</td><td>925</td><td>965</td><td>1005</td></tr> <tr><td>780</td><td>830</td><td>860</td><td>880</td><td>910</td><td>945</td><td>985</td><td>1025</td></tr> <tr><td>715</td><td>765</td><td>795</td><td>815</td><td>845</td><td>880</td><td>920</td><td>960</td></tr> <tr><td>735</td><td>785</td><td>815</td><td>835</td><td>865</td><td>900</td><td>940</td><td>980</td></tr> <tr><td>715</td><td>765</td><td>795</td><td>815</td><td>845</td><td>880</td><td>920</td><td>960</td></tr> </tbody> </table>	T01	A/COM	B	C	D	E	F	G	630	680	710	730	760	795	835	875	710	760	790	810	840	875	915	955	760	810	840	860	890	925	965	1005	780	830	860	880	910	945	985	1025	715	765	795	815	845	880	920	960	735	785	815	835	865	900	940	980	715	765	795	815	845	880	920	960
T01	A/COM		B	C	D	E	F	G																																																												
630	680		710	730	760	795	835	875																																																												
710	760		790	810	840	875	915	955																																																												
760	810		840	860	890	925	965	1005																																																												
780	830		860	880	910	945	985	1025																																																												
715	765	795	815	845	880	920	960																																																													
735	785	815	835	865	900	940	980																																																													
715	765	795	815	845	880	920	960																																																													
		A2	630																																																																	
		A6	710																																																																	
		A7	760																																																																	
		A8B / A8S	780																																																																	
		A9B / A9S	715																																																																	
2076	P1	10" TRAVEL HIGH STOOL POSTURE BACK CONTROL Use for work surfaces up to 42 inches high.	ARMLESS	<table border="1"> <thead> <tr> <th>T01</th> <th>A/COM</th> <th>B</th> <th>C</th> <th>D</th> <th>E</th> <th>F</th> <th>G</th> </tr> </thead> <tbody> <tr><td>665</td><td>715</td><td>745</td><td>765</td><td>795</td><td>830</td><td>870</td><td>910</td></tr> <tr><td>745</td><td>795</td><td>825</td><td>845</td><td>875</td><td>910</td><td>950</td><td>990</td></tr> <tr><td>795</td><td>845</td><td>875</td><td>895</td><td>925</td><td>960</td><td>1000</td><td>1040</td></tr> <tr><td>815</td><td>865</td><td>895</td><td>915</td><td>945</td><td>980</td><td>1020</td><td>1060</td></tr> <tr><td>750</td><td>800</td><td>830</td><td>850</td><td>880</td><td>915</td><td>955</td><td>995</td></tr> <tr><td>770</td><td>820</td><td>850</td><td>870</td><td>900</td><td>935</td><td>975</td><td>1015</td></tr> <tr><td>750</td><td>800</td><td>830</td><td>850</td><td>880</td><td>915</td><td>955</td><td>995</td></tr> </tbody> </table>	T01	A/COM	B	C	D	E	F	G	665	715	745	765	795	830	870	910	745	795	825	845	875	910	950	990	795	845	875	895	925	960	1000	1040	815	865	895	915	945	980	1020	1060	750	800	830	850	880	915	955	995	770	820	850	870	900	935	975	1015	750	800	830	850	880	915	955	995
T01	A/COM		B	C	D	E	F	G																																																												
665	715		745	765	795	830	870	910																																																												
745	795		825	845	875	910	950	990																																																												
795	845		875	895	925	960	1000	1040																																																												
815	865		895	915	945	980	1020	1060																																																												
750	800	830	850	880	915	955	995																																																													
770	820	850	870	900	935	975	1015																																																													
750	800	830	850	880	915	955	995																																																													
		A2	665																																																																	
		A6	745																																																																	
		A7	795																																																																	
		A8B / A8S	815																																																																	
		A9B / A9S	750																																																																	
2078	Y1	8" TRAVEL LOW STOOL SIMPLE SYNCHRO TILT CONTROL Use for work surfaces up to 36 inches high.	ARMLESS	<table border="1"> <thead> <tr> <th>T01</th> <th>A/COM</th> <th>B</th> <th>C</th> <th>D</th> <th>E</th> <th>F</th> <th>G</th> </tr> </thead> <tbody> <tr><td>630</td><td>680</td><td>710</td><td>730</td><td>760</td><td>795</td><td>835</td><td>875</td></tr> <tr><td>710</td><td>760</td><td>790</td><td>810</td><td>840</td><td>875</td><td>915</td><td>955</td></tr> <tr><td>760</td><td>810</td><td>840</td><td>860</td><td>890</td><td>925</td><td>965</td><td>1005</td></tr> <tr><td>780</td><td>830</td><td>860</td><td>880</td><td>910</td><td>945</td><td>985</td><td>1025</td></tr> <tr><td>715</td><td>765</td><td>795</td><td>815</td><td>845</td><td>880</td><td>920</td><td>960</td></tr> <tr><td>735</td><td>785</td><td>815</td><td>835</td><td>865</td><td>900</td><td>940</td><td>980</td></tr> <tr><td>715</td><td>765</td><td>795</td><td>815</td><td>845</td><td>880</td><td>920</td><td>960</td></tr> </tbody> </table>	T01	A/COM	B	C	D	E	F	G	630	680	710	730	760	795	835	875	710	760	790	810	840	875	915	955	760	810	840	860	890	925	965	1005	780	830	860	880	910	945	985	1025	715	765	795	815	845	880	920	960	735	785	815	835	865	900	940	980	715	765	795	815	845	880	920	960
T01	A/COM		B	C	D	E	F	G																																																												
630	680		710	730	760	795	835	875																																																												
710	760		790	810	840	875	915	955																																																												
760	810		840	860	890	925	965	1005																																																												
780	830		860	880	910	945	985	1025																																																												
715	765	795	815	845	880	920	960																																																													
735	785	815	835	865	900	940	980																																																													
715	765	795	815	845	880	920	960																																																													
		A2	630																																																																	
		A6	710																																																																	
		A7	760																																																																	
		A8B / A8S	780																																																																	
		A9B / A9S	715																																																																	
2078	P1	8" TRAVEL LOW STOOL POSTURE BACK CONTROL Use for work surfaces up to 36 inches high.	ARMLESS	<table border="1"> <thead> <tr> <th>T01</th> <th>A/COM</th> <th>B</th> <th>C</th> <th>D</th> <th>E</th> <th>F</th> <th>G</th> </tr> </thead> <tbody> <tr><td>665</td><td>715</td><td>745</td><td>765</td><td>795</td><td>830</td><td>870</td><td>910</td></tr> <tr><td>745</td><td>795</td><td>825</td><td>845</td><td>875</td><td>910</td><td>950</td><td>990</td></tr> <tr><td>795</td><td>845</td><td>875</td><td>895</td><td>925</td><td>960</td><td>1000</td><td>1040</td></tr> <tr><td>815</td><td>865</td><td>895</td><td>915</td><td>945</td><td>980</td><td>1020</td><td>1060</td></tr> <tr><td>750</td><td>800</td><td>830</td><td>850</td><td>880</td><td>915</td><td>955</td><td>995</td></tr> <tr><td>770</td><td>820</td><td>850</td><td>870</td><td>900</td><td>935</td><td>975</td><td>1015</td></tr> <tr><td>750</td><td>800</td><td>830</td><td>850</td><td>880</td><td>915</td><td>955</td><td>995</td></tr> </tbody> </table>	T01	A/COM	B	C	D	E	F	G	665	715	745	765	795	830	870	910	745	795	825	845	875	910	950	990	795	845	875	895	925	960	1000	1040	815	865	895	915	945	980	1020	1060	750	800	830	850	880	915	955	995	770	820	850	870	900	935	975	1015	750	800	830	850	880	915	955	995
T01	A/COM		B	C	D	E	F	G																																																												
665	715		745	765	795	830	870	910																																																												
745	795		825	845	875	910	950	990																																																												
795	845		875	895	925	960	1000	1040																																																												
815	865		895	915	945	980	1020	1060																																																												
750	800	830	850	880	915	955	995																																																													
770	820	850	870	900	935	975	1015																																																													
750	800	830	850	880	915	955	995																																																													
		A2	665																																																																	
		A6	745																																																																	
		A7	795																																																																	
		A8B / A8S	815																																																																	
		A9B / A9S	750																																																																	

CREATING BRIO MODEL NUMBER

MODEL NUMBER CONTROL ARMS GRADE CASTERS PACKAGING OPTIONS

2 0 7 - - A - - C 6 - - - -

* FOR ARMLESS CODE USE A00

PACKAGING NOTES

CODE	DESCRIPTION	LIST UPCHARGE
AB	ASSEMBLED IN BAG FOR WILL CALL	\$0
BAC	BACK ASSEMBLED IN CARTON	\$0

FEATURES

- Pneumatic Seat Height Adjustment
- Tilt Tension Control
- Back and Seat Tilt in 3:1 Ratio
- Upright Position Tilt Lock
- Standard Reverse Seat Slider
- Molded Foam Seat
- Height Adj 20" Diameter Footring

DIMENSIONS

WIDTH: 25.0
DEPTH: 26.0
HEIGHT: 48.5-58.5
SEAT WIDTH: 20.0
SEAT DEPTH: 14.5-17.0
SEAT HEIGHT: 26.5-36.5
BACK WIDTH: 18.0
BACK HEIGHT: 22.0
COM: 0.9 YD
WEIGHT: 43.5 LB

- Pneumatic Seat Height Adjustment
- Infinite Back Angle with Free Float
- Standard Reverse Seat Slider
- Height Adj 20" Diameter Footring

WIDTH: 25.0
DEPTH: 26.0
HEIGHT: 48.5-58.5
SEAT WIDTH: 20.0
SEAT DEPTH: 14.5-17.0
SEAT HEIGHT: 26.5-36.5
BACK WIDTH: 18.0
BACK HEIGHT: 22.0
COM: 0.9 YD
WEIGHT: 45.5 LB

- Pneumatic Seat Height Adjustment
- Tilt Tension Control
- Back and Seat Tilt in 3:1 Ratio
- Upright Position Tilt Lock
- Standard Reverse Seat Slider
- Molded Foam Seat
- Height Adj 20" Diameter Footring

WIDTH: 25.0
DEPTH: 26.0
HEIGHT: 44.5-52.5
SEAT WIDTH: 20.0
SEAT DEPTH: 14.5-17.0
SEAT HEIGHT: 22.5-30.5
BACK WIDTH: 18.0
BACK HEIGHT: 22.0
COM: 0.9 YD
WEIGHT: 42.8 LB

- Pneumatic Seat Height Adjustment
- Infinite Back Angle with Free Float
- Standard Reverse Seat Slider
- Height Adj 20" Diameter Footring

WIDTH: 25.0
DEPTH: 26.0
HEIGHT: 44.5-52.5
SEAT WIDTH: 20.0
SEAT DEPTH: 14.5-17.0
SEAT HEIGHT: 22.5-30.5
BACK WIDTH: 18.0
BACK HEIGHT: 22.0
COM: 0.9 YD
WEIGHT: 44.8 LB

ARM OPTIONS



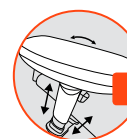
A2
\$80

2-Way Adjustable Arm Height Adjustable (use w/ Y1, Y3, M1, P1 controls)



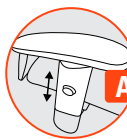
A3
STD W/ G1

2-Way Adjustable Arm Height Adjustable (standard w/ G1 control, not available with other controls)



A7
\$150

8-way adjustable arm for height, width, pivots, and with *Ura-Soft* sliding arm pads



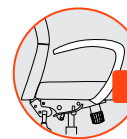
A8B/S
\$85

2-Way Adjustable Arm Height Adjustable A8B Black or A8S Silver



A9B/S
\$105

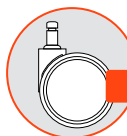
4-Way Adjustable Arm Height Adjustable and 4" Interior Width Adjustment A9B Black or A9S Silver



A10
\$85

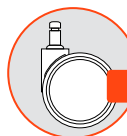
Black Soft Touch Cantilever style C-Shaped Arm

CASTER OPTIONS



C6
STD

Standard 65mm Hoodless Casters



C6S
\$35

65mm Hoodless Hard Floor Casters

ADDITIONAL OPTIONS



BA10B
\$100

26" High Profile Black Powder Coated Aluminum Base



BA10P
\$100

26" High Profile Polished Aluminum Base



BA10S
\$100

26" High Profile Silver Powder Coated Aluminum Base

GSA SIN # 711-18

bristol

seamless integration into your office's architecture

- Management, task, stool, and conference seating
- Ratchet back height adjustment on all models
- Warranted up to 250 lbs with S2, R1, P1
- Warranted up to 300 lbs with M1, Y2
- CAL TB 133 Fire Code approved



MID-BACK

MODEL	CONTROL	DESCRIPTION	ARM	FABRIC/LEATHER																																																																																
2360	S2	<p>MID-BACK SWIVEL TILT CONTROL</p> <p>Use for a variety of general office task seating, including private office and conference room seating.</p>	ARMLESS	<table border="1"> <thead> <tr> <th>A/COM</th> <th>B</th> <th>C</th> <th>D</th> <th>E</th> <th>F</th> <th>G</th> <th>L3/COL</th> <th>L4</th> <th>L5</th> </tr> </thead> <tbody> <tr><td>490</td><td>535</td><td>565</td><td>610</td><td>660</td><td>720</td><td>785</td><td>650</td><td>690</td><td>940</td></tr> <tr><td>620</td><td>665</td><td>695</td><td>740</td><td>790</td><td>850</td><td>915</td><td>780</td><td>820</td><td>1070</td></tr> <tr><td>640</td><td>685</td><td>715</td><td>760</td><td>810</td><td>870</td><td>935</td><td>800</td><td>840</td><td>1090</td></tr> <tr><td>575</td><td>620</td><td>650</td><td>695</td><td>745</td><td>805</td><td>870</td><td>735</td><td>775</td><td>1025</td></tr> <tr><td>595</td><td>640</td><td>670</td><td>715</td><td>765</td><td>825</td><td>890</td><td>755</td><td>795</td><td>1045</td></tr> <tr><td>575</td><td>620</td><td>650</td><td>695</td><td>745</td><td>805</td><td>870</td><td>735</td><td>775</td><td>1025</td></tr> <tr><td>690</td><td>735</td><td>765</td><td>810</td><td>860</td><td>920</td><td>985</td><td>850</td><td>890</td><td>1140</td></tr> </tbody> </table>	A/COM	B	C	D	E	F	G	L3/COL	L4	L5	490	535	565	610	660	720	785	650	690	940	620	665	695	740	790	850	915	780	820	1070	640	685	715	760	810	870	935	800	840	1090	575	620	650	695	745	805	870	735	775	1025	595	640	670	715	765	825	890	755	795	1045	575	620	650	695	745	805	870	735	775	1025	690	735	765	810	860	920	985	850	890	1140
A/COM	B		C	D	E	F	G	L3/COL	L4	L5																																																																										
490	535		565	610	660	720	785	650	690	940																																																																										
620	665		695	740	790	850	915	780	820	1070																																																																										
640	685		715	760	810	870	935	800	840	1090																																																																										
575	620		650	695	745	805	870	735	775	1025																																																																										
595	640		670	715	765	825	890	755	795	1045																																																																										
575	620	650	695	745	805	870	735	775	1025																																																																											
690	735	765	810	860	920	985	850	890	1140																																																																											
			A6																																																																																	
			A7																																																																																	
			A8B / A8S																																																																																	
			A9B / A9S																																																																																	
			A10																																																																																	
			A19																																																																																	
SEAT SLIDER (SS) - ADD \$60																																																																																				
2360	R1	<p>MID-BACK ROCKING CONTROL</p> <p>For managerial and task applications. Similar to a swivel tilt control, with the added comfort of infinite back angle and tilt adjustment.</p>	ARMLESS	<table border="1"> <thead> <tr> <th>A/COM</th> <th>B</th> <th>C</th> <th>D</th> <th>E</th> <th>F</th> <th>G</th> <th>L3/COL</th> <th>L4</th> <th>L5</th> </tr> </thead> <tbody> <tr><td>540</td><td>585</td><td>615</td><td>660</td><td>710</td><td>770</td><td>835</td><td>700</td><td>740</td><td>990</td></tr> <tr><td>670</td><td>715</td><td>745</td><td>790</td><td>840</td><td>900</td><td>965</td><td>830</td><td>870</td><td>1120</td></tr> <tr><td>690</td><td>735</td><td>765</td><td>810</td><td>860</td><td>920</td><td>985</td><td>850</td><td>890</td><td>1140</td></tr> <tr><td>625</td><td>670</td><td>700</td><td>745</td><td>795</td><td>855</td><td>920</td><td>785</td><td>825</td><td>1075</td></tr> <tr><td>645</td><td>690</td><td>720</td><td>765</td><td>815</td><td>875</td><td>940</td><td>805</td><td>845</td><td>1095</td></tr> <tr><td>625</td><td>670</td><td>700</td><td>745</td><td>795</td><td>855</td><td>920</td><td>785</td><td>825</td><td>1075</td></tr> <tr><td>740</td><td>785</td><td>815</td><td>860</td><td>910</td><td>970</td><td>1035</td><td>900</td><td>940</td><td>1190</td></tr> </tbody> </table>	A/COM	B	C	D	E	F	G	L3/COL	L4	L5	540	585	615	660	710	770	835	700	740	990	670	715	745	790	840	900	965	830	870	1120	690	735	765	810	860	920	985	850	890	1140	625	670	700	745	795	855	920	785	825	1075	645	690	720	765	815	875	940	805	845	1095	625	670	700	745	795	855	920	785	825	1075	740	785	815	860	910	970	1035	900	940	1190
A/COM	B		C	D	E	F	G	L3/COL	L4	L5																																																																										
540	585		615	660	710	770	835	700	740	990																																																																										
670	715		745	790	840	900	965	830	870	1120																																																																										
690	735		765	810	860	920	985	850	890	1140																																																																										
625	670		700	745	795	855	920	785	825	1075																																																																										
645	690		720	765	815	875	940	805	845	1095																																																																										
625	670	700	745	795	855	920	785	825	1075																																																																											
740	785	815	860	910	970	1035	900	940	1190																																																																											
			A6																																																																																	
			A7																																																																																	
			A8B / A8S																																																																																	
			A9B / A9S																																																																																	
			A10																																																																																	
			A19																																																																																	
SEAT SLIDER (SS) - ADD \$60																																																																																				
2360	M1	<p>MID-BACK MULTIFUNCTION CONTROL</p> <p>Fully articulating seat and back for the highest level of ergonomic needs. Control allows user to pivot seat forward from 0° to 6°.</p>	ARMLESS	<table border="1"> <thead> <tr> <th>A/COM</th> <th>B</th> <th>C</th> <th>D</th> <th>E</th> <th>F</th> <th>G</th> <th>L3/COL</th> <th>L4</th> <th>L5</th> </tr> </thead> <tbody> <tr><td>590</td><td>635</td><td>665</td><td>710</td><td>760</td><td>820</td><td>885</td><td>750</td><td>790</td><td>1040</td></tr> <tr><td>720</td><td>765</td><td>795</td><td>840</td><td>890</td><td>950</td><td>1015</td><td>880</td><td>920</td><td>1170</td></tr> <tr><td>740</td><td>785</td><td>815</td><td>860</td><td>910</td><td>970</td><td>1035</td><td>900</td><td>940</td><td>1190</td></tr> <tr><td>675</td><td>720</td><td>750</td><td>795</td><td>845</td><td>905</td><td>970</td><td>835</td><td>875</td><td>1125</td></tr> <tr><td>695</td><td>740</td><td>770</td><td>815</td><td>865</td><td>925</td><td>990</td><td>855</td><td>895</td><td>1145</td></tr> <tr><td>675</td><td>720</td><td>750</td><td>795</td><td>845</td><td>905</td><td>970</td><td>835</td><td>875</td><td>1125</td></tr> <tr><td>790</td><td>835</td><td>865</td><td>910</td><td>960</td><td>1020</td><td>1085</td><td>950</td><td>990</td><td>1240</td></tr> </tbody> </table>	A/COM	B	C	D	E	F	G	L3/COL	L4	L5	590	635	665	710	760	820	885	750	790	1040	720	765	795	840	890	950	1015	880	920	1170	740	785	815	860	910	970	1035	900	940	1190	675	720	750	795	845	905	970	835	875	1125	695	740	770	815	865	925	990	855	895	1145	675	720	750	795	845	905	970	835	875	1125	790	835	865	910	960	1020	1085	950	990	1240
A/COM	B		C	D	E	F	G	L3/COL	L4	L5																																																																										
590	635		665	710	760	820	885	750	790	1040																																																																										
720	765		795	840	890	950	1015	880	920	1170																																																																										
740	785		815	860	910	970	1035	900	940	1190																																																																										
675	720		750	795	845	905	970	835	875	1125																																																																										
695	740		770	815	865	925	990	855	895	1145																																																																										
675	720	750	795	845	905	970	835	875	1125																																																																											
790	835	865	910	960	1020	1085	950	990	1240																																																																											
			A6																																																																																	
			A7																																																																																	
			A8B / A8S																																																																																	
			A9B / A9S																																																																																	
			A10																																																																																	
			A19																																																																																	
SEAT SLIDER (SS) - ADD \$60																																																																																				
2360	Y2	<p>MID-BACK HEAVY DUTY SYNCHRO TILT CONTROL</p> <p>Use for a variety of general office task seating, including private office and conference room seating.</p>	ARMLESS	<table border="1"> <thead> <tr> <th>A/COM</th> <th>B</th> <th>C</th> <th>D</th> <th>E</th> <th>F</th> <th>G</th> <th>L3/COL</th> <th>L4</th> <th>L5</th> </tr> </thead> <tbody> <tr><td>570</td><td>615</td><td>645</td><td>690</td><td>740</td><td>800</td><td>865</td><td>730</td><td>770</td><td>1020</td></tr> <tr><td>700</td><td>745</td><td>775</td><td>820</td><td>870</td><td>930</td><td>995</td><td>860</td><td>900</td><td>1150</td></tr> <tr><td>720</td><td>765</td><td>795</td><td>840</td><td>890</td><td>950</td><td>1015</td><td>880</td><td>920</td><td>1170</td></tr> <tr><td>655</td><td>700</td><td>730</td><td>775</td><td>825</td><td>885</td><td>950</td><td>815</td><td>855</td><td>1105</td></tr> <tr><td>675</td><td>720</td><td>750</td><td>795</td><td>845</td><td>905</td><td>970</td><td>835</td><td>875</td><td>1125</td></tr> <tr><td>655</td><td>700</td><td>730</td><td>775</td><td>825</td><td>885</td><td>950</td><td>815</td><td>855</td><td>1105</td></tr> <tr><td>770</td><td>815</td><td>845</td><td>890</td><td>940</td><td>1000</td><td>1065</td><td>930</td><td>970</td><td>1220</td></tr> </tbody> </table>	A/COM	B	C	D	E	F	G	L3/COL	L4	L5	570	615	645	690	740	800	865	730	770	1020	700	745	775	820	870	930	995	860	900	1150	720	765	795	840	890	950	1015	880	920	1170	655	700	730	775	825	885	950	815	855	1105	675	720	750	795	845	905	970	835	875	1125	655	700	730	775	825	885	950	815	855	1105	770	815	845	890	940	1000	1065	930	970	1220
A/COM	B		C	D	E	F	G	L3/COL	L4	L5																																																																										
570	615		645	690	740	800	865	730	770	1020																																																																										
700	745		775	820	870	930	995	860	900	1150																																																																										
720	765		795	840	890	950	1015	880	920	1170																																																																										
655	700		730	775	825	885	950	815	855	1105																																																																										
675	720		750	795	845	905	970	835	875	1125																																																																										
655	700	730	775	825	885	950	815	855	1105																																																																											
770	815	845	890	940	1000	1065	930	970	1220																																																																											
			A6																																																																																	
			A7																																																																																	
			A8B / A8S																																																																																	
			A9B / A9S																																																																																	
			A10																																																																																	
			A19																																																																																	
SEAT SLIDER (SS) - ADD \$60																																																																																				



CREATING BRISTOL MODEL NUMBER

MODEL NUMBER CONTROL ARMS GRADE CASTERS PACKAGING OPTIONS
2 3 6 0 - - **A** - - **C 6** -

* FOR ARMLESS CODE USE A00

PACKAGING NOTES

CODE	DESCRIPTION	LIST UPCHARGE
AB	ASSEMBLED IN BAG FOR WILL CALL	\$0
PAC	PARTIALLY ASSEMBLED IN CARTON	\$0
BAC	BACK ASSEMBLED IN CARTON	\$40

FEATURES

- Pneumatic Seat Height Adjustment
- Tilt Tension Control
- Seat and Back Tilt as a Unit
- Upright Position Tilt Lock
- Ratchet Back Height Lumbar Adjustment

- Pneumatic Seat Height Adjustment
- Tilt Tension Control
- Seat and Back Tilt as a Unit
- Floating Seat Position Tilt Lock
- Infinite Back Angle Adj w/ Free Float
- Ratchet Back Height Lumbar Adjustment

- Pneumatic Seat Height Adjustment
- Tilt Tension Control
- Seat and Back Tilt as a Unit
- Floating Seat Position Tilt Lock
- Infinite Back Angle Adj w/ Free Float
- Seat Pivots from 0° to 6° Forward
- Ratchet Back Height Lumbar Adjustment

- Pneumatic Seat Height Adjustment
- Side Tilt Tension Control
- Back and Seat Tilt in 2:1 ratio
- 4 Locking Positions
- Safety Tilt Release
- Ratchet Back Height Lumbar Adjustment

DIMENSIONS

WIDTH: 25.0
DEPTH: 26.0
HEIGHT: 39.0-46.0
SEAT WIDTH: 20.0
SEAT DEPTH: 19.0
SEAT HEIGHT: 17.0-21.5
BACK WIDTH: 20.0
BACK HEIGHT: 19.0-21.5
COM: 1.4 YD
COL: 26.0 SQ FT
WEIGHT: 30.0 LB

WIDTH: 25.0
DEPTH: 26.0
HEIGHT: 39.0-46.0
SEAT WIDTH: 20.0
SEAT DEPTH: 19.0
SEAT HEIGHT: 18.0-22.5
BACK WIDTH: 20.0
BACK HEIGHT: 19.0-21.5
COM: 1.4 YD
COL: 26.0 SQ FT
WEIGHT: 35.0 LB

WIDTH: 25.0
DEPTH: 26.0
HEIGHT: 39.0-46.0
SEAT WIDTH: 20.0
SEAT DEPTH: 19.0
SEAT HEIGHT: 18.0-22.5
BACK WIDTH: 20.0
BACK HEIGHT: 19.0-21.5
COM: 1.4 YD
COL: 26.0 SQ FT
WEIGHT: 39.0 LB

WIDTH: 25.0
DEPTH: 26.0
HEIGHT: 39.0-46.0
SEAT WIDTH: 20.0
SEAT DEPTH: 19.0
SEAT HEIGHT: 18.0-22.5
BACK WIDTH: 20.0
BACK HEIGHT: 19.0-21.5
COM: 1.4 YD
COL: 26.0 SQ FT
WEIGHT: 37.0 LB

ARM OPTIONS

A6
\$130

6-way adjustable arm for height, pivots, and with *Ura-Soft* sliding arm pads

A8B/S
\$85

2-Way Adjustable Arm Height Adjustable
A8B Black or A8S Silver

A10
\$85

Black Soft Touch Cantilever Style C-Shape Arm

A7
\$150

8-way adjustable arm for height, width, pivots, and with *Ura-Soft* sliding arm pads

A9B/S
\$105

4-Way Adjustable Arm Height Adjustable and 4" Interior Width Adjustment
A9B Black or A9S Silver

A19
\$200

Polished Aluminum C-Shape Arm

CASTER OPTIONS

C6
STD

Standard 65mm Hoodless Casters

C6S
\$35

65mm Hoodless Hard Floor Casters

ADDITIONAL OPTIONS

SS
\$60

Seat Slider 2.5" Side Paddle Activated

BA10P
\$100

26" High Profile Polished Aluminum Base

BA10S
\$100

26" High Profile Silver Powder Coated Aluminum Base

BN1
\$35
BN2
\$N/C

Upholstered Outer Back in Black Ballistic Nylon
BN1 - with Grade A ONLY
BN2 - with Grade B and Up

GSA SIN # 711-18

bristol

seamless integration into your office's architecture

- Management, task, stool, and conference seating
- Ratchet back height adjustment on all models
- Warranted up to 250 lbs with S2, R1, P1
- Warranted up to 300 lbs with M1, Y2
- CAL TB 133 Fire Code approved



HIGH-BACK

MODEL	CONTROL	DESCRIPTION	ARM	FABRIC/LEATHER																																																																																
2380	S2	<p>HIGH-BACK SWIVEL TILT CONTROL</p> <p>Use for a variety of general office task seating, including private office and conference room seating.</p>	ARMLESS	<table border="1"> <thead> <tr> <th>A/COM</th> <th>B</th> <th>C</th> <th>D</th> <th>E</th> <th>F</th> <th>G</th> <th>L3/COL</th> <th>L4</th> <th>L5</th> </tr> </thead> <tbody> <tr><td>570</td><td>620</td><td>650</td><td>700</td><td>755</td><td>815</td><td>880</td><td>745</td><td>785</td><td>1065</td></tr> <tr><td>700</td><td>750</td><td>780</td><td>830</td><td>885</td><td>945</td><td>1010</td><td>875</td><td>915</td><td>1195</td></tr> <tr><td>720</td><td>770</td><td>800</td><td>850</td><td>905</td><td>965</td><td>1030</td><td>895</td><td>935</td><td>1215</td></tr> <tr><td>655</td><td>705</td><td>735</td><td>785</td><td>840</td><td>900</td><td>965</td><td>830</td><td>870</td><td>1150</td></tr> <tr><td>675</td><td>725</td><td>755</td><td>805</td><td>860</td><td>920</td><td>985</td><td>850</td><td>890</td><td>1170</td></tr> <tr><td>655</td><td>705</td><td>735</td><td>785</td><td>840</td><td>900</td><td>965</td><td>830</td><td>870</td><td>1150</td></tr> <tr><td>770</td><td>820</td><td>850</td><td>900</td><td>955</td><td>1015</td><td>1080</td><td>945</td><td>985</td><td>1265</td></tr> </tbody> </table>	A/COM	B	C	D	E	F	G	L3/COL	L4	L5	570	620	650	700	755	815	880	745	785	1065	700	750	780	830	885	945	1010	875	915	1195	720	770	800	850	905	965	1030	895	935	1215	655	705	735	785	840	900	965	830	870	1150	675	725	755	805	860	920	985	850	890	1170	655	705	735	785	840	900	965	830	870	1150	770	820	850	900	955	1015	1080	945	985	1265
A/COM	B		C	D	E	F	G	L3/COL	L4	L5																																																																										
570	620		650	700	755	815	880	745	785	1065																																																																										
700	750		780	830	885	945	1010	875	915	1195																																																																										
720	770		800	850	905	965	1030	895	935	1215																																																																										
655	705		735	785	840	900	965	830	870	1150																																																																										
675	725		755	805	860	920	985	850	890	1170																																																																										
655	705	735	785	840	900	965	830	870	1150																																																																											
770	820	850	900	955	1015	1080	945	985	1265																																																																											
			A6																																																																																	
			A7																																																																																	
			A8B / A8S																																																																																	
			A9B / A9S																																																																																	
			A10																																																																																	
			A19																																																																																	
SEAT SLIDER (SS) - ADD \$60																																																																																				
2380	R1	<p>HIGH-BACK ROCKING CONTROL</p> <p>For managerial and task applications. Similar to a swivel tilt control, with the added comfort of infinite back angle and tilt adjustment.</p>	ARMLESS	<table border="1"> <thead> <tr> <th>A/COM</th> <th>B</th> <th>C</th> <th>D</th> <th>E</th> <th>F</th> <th>G</th> <th>L3/COL</th> <th>L4</th> <th>L5</th> </tr> </thead> <tbody> <tr><td>620</td><td>670</td><td>700</td><td>750</td><td>805</td><td>865</td><td>930</td><td>795</td><td>835</td><td>1115</td></tr> <tr><td>750</td><td>800</td><td>830</td><td>880</td><td>935</td><td>995</td><td>1060</td><td>925</td><td>965</td><td>1245</td></tr> <tr><td>770</td><td>820</td><td>850</td><td>900</td><td>955</td><td>1015</td><td>1080</td><td>945</td><td>985</td><td>1265</td></tr> <tr><td>705</td><td>755</td><td>785</td><td>835</td><td>890</td><td>950</td><td>1015</td><td>880</td><td>920</td><td>1200</td></tr> <tr><td>725</td><td>775</td><td>805</td><td>855</td><td>910</td><td>970</td><td>1035</td><td>900</td><td>940</td><td>1220</td></tr> <tr><td>705</td><td>755</td><td>785</td><td>835</td><td>890</td><td>950</td><td>1015</td><td>880</td><td>920</td><td>1200</td></tr> <tr><td>820</td><td>870</td><td>900</td><td>950</td><td>1005</td><td>1065</td><td>1130</td><td>995</td><td>1035</td><td>1315</td></tr> </tbody> </table>	A/COM	B	C	D	E	F	G	L3/COL	L4	L5	620	670	700	750	805	865	930	795	835	1115	750	800	830	880	935	995	1060	925	965	1245	770	820	850	900	955	1015	1080	945	985	1265	705	755	785	835	890	950	1015	880	920	1200	725	775	805	855	910	970	1035	900	940	1220	705	755	785	835	890	950	1015	880	920	1200	820	870	900	950	1005	1065	1130	995	1035	1315
A/COM	B		C	D	E	F	G	L3/COL	L4	L5																																																																										
620	670		700	750	805	865	930	795	835	1115																																																																										
750	800		830	880	935	995	1060	925	965	1245																																																																										
770	820		850	900	955	1015	1080	945	985	1265																																																																										
705	755		785	835	890	950	1015	880	920	1200																																																																										
725	775		805	855	910	970	1035	900	940	1220																																																																										
705	755	785	835	890	950	1015	880	920	1200																																																																											
820	870	900	950	1005	1065	1130	995	1035	1315																																																																											
			A6																																																																																	
			A7																																																																																	
			A8B / A8S																																																																																	
			A9B / A9S																																																																																	
			A10																																																																																	
			A19																																																																																	
SEAT SLIDER (SS) - ADD \$60																																																																																				
2380	M1	<p>HIGH-BACK MULTIFUNCTION CONTROL</p> <p>Fully articulating seat and back for the highest level of ergonomic needs. Control allows user to pivot seat forward from 0° to 6°.</p>	ARMLESS	<table border="1"> <thead> <tr> <th>A/COM</th> <th>B</th> <th>C</th> <th>D</th> <th>E</th> <th>F</th> <th>G</th> <th>L3/COL</th> <th>L4</th> <th>L5</th> </tr> </thead> <tbody> <tr><td>670</td><td>720</td><td>750</td><td>800</td><td>855</td><td>915</td><td>980</td><td>845</td><td>885</td><td>1165</td></tr> <tr><td>800</td><td>850</td><td>880</td><td>930</td><td>985</td><td>1045</td><td>1110</td><td>975</td><td>1015</td><td>1295</td></tr> <tr><td>820</td><td>870</td><td>900</td><td>950</td><td>1005</td><td>1065</td><td>1130</td><td>995</td><td>1035</td><td>1315</td></tr> <tr><td>755</td><td>805</td><td>835</td><td>885</td><td>940</td><td>1000</td><td>1065</td><td>930</td><td>970</td><td>1250</td></tr> <tr><td>775</td><td>825</td><td>855</td><td>905</td><td>960</td><td>1020</td><td>1085</td><td>950</td><td>990</td><td>1270</td></tr> <tr><td>755</td><td>805</td><td>835</td><td>885</td><td>940</td><td>1000</td><td>1065</td><td>930</td><td>970</td><td>1250</td></tr> <tr><td>870</td><td>920</td><td>950</td><td>1000</td><td>1055</td><td>1115</td><td>1180</td><td>1045</td><td>1085</td><td>1365</td></tr> </tbody> </table>	A/COM	B	C	D	E	F	G	L3/COL	L4	L5	670	720	750	800	855	915	980	845	885	1165	800	850	880	930	985	1045	1110	975	1015	1295	820	870	900	950	1005	1065	1130	995	1035	1315	755	805	835	885	940	1000	1065	930	970	1250	775	825	855	905	960	1020	1085	950	990	1270	755	805	835	885	940	1000	1065	930	970	1250	870	920	950	1000	1055	1115	1180	1045	1085	1365
A/COM	B		C	D	E	F	G	L3/COL	L4	L5																																																																										
670	720		750	800	855	915	980	845	885	1165																																																																										
800	850		880	930	985	1045	1110	975	1015	1295																																																																										
820	870		900	950	1005	1065	1130	995	1035	1315																																																																										
755	805		835	885	940	1000	1065	930	970	1250																																																																										
775	825		855	905	960	1020	1085	950	990	1270																																																																										
755	805	835	885	940	1000	1065	930	970	1250																																																																											
870	920	950	1000	1055	1115	1180	1045	1085	1365																																																																											
			A6																																																																																	
			A7																																																																																	
			A8B / A8S																																																																																	
			A9B / A9S																																																																																	
			A10																																																																																	
			A19																																																																																	
SEAT SLIDER (SS) - ADD \$60																																																																																				
2380	Y2	<p>HIGH-BACK HEAVY DUTY SYNCHRO TILT CONTROL</p> <p>Use for a variety of general office task seating, including private office and conference room seating.</p>	ARMLESS	<table border="1"> <thead> <tr> <th>A/COM</th> <th>B</th> <th>C</th> <th>D</th> <th>E</th> <th>F</th> <th>G</th> <th>L3/COL</th> <th>L4</th> <th>L5</th> </tr> </thead> <tbody> <tr><td>650</td><td>700</td><td>730</td><td>780</td><td>835</td><td>895</td><td>960</td><td>825</td><td>865</td><td>1145</td></tr> <tr><td>780</td><td>830</td><td>860</td><td>910</td><td>965</td><td>1025</td><td>1090</td><td>955</td><td>995</td><td>1275</td></tr> <tr><td>800</td><td>850</td><td>880</td><td>930</td><td>985</td><td>1045</td><td>1110</td><td>975</td><td>1015</td><td>1295</td></tr> <tr><td>735</td><td>785</td><td>815</td><td>865</td><td>920</td><td>980</td><td>1045</td><td>910</td><td>950</td><td>1230</td></tr> <tr><td>755</td><td>805</td><td>835</td><td>885</td><td>940</td><td>1000</td><td>1065</td><td>930</td><td>970</td><td>1250</td></tr> <tr><td>735</td><td>785</td><td>815</td><td>865</td><td>920</td><td>980</td><td>1045</td><td>910</td><td>950</td><td>1230</td></tr> <tr><td>850</td><td>900</td><td>930</td><td>980</td><td>1035</td><td>1095</td><td>1160</td><td>1025</td><td>1065</td><td>1345</td></tr> </tbody> </table>	A/COM	B	C	D	E	F	G	L3/COL	L4	L5	650	700	730	780	835	895	960	825	865	1145	780	830	860	910	965	1025	1090	955	995	1275	800	850	880	930	985	1045	1110	975	1015	1295	735	785	815	865	920	980	1045	910	950	1230	755	805	835	885	940	1000	1065	930	970	1250	735	785	815	865	920	980	1045	910	950	1230	850	900	930	980	1035	1095	1160	1025	1065	1345
A/COM	B		C	D	E	F	G	L3/COL	L4	L5																																																																										
650	700		730	780	835	895	960	825	865	1145																																																																										
780	830		860	910	965	1025	1090	955	995	1275																																																																										
800	850		880	930	985	1045	1110	975	1015	1295																																																																										
735	785		815	865	920	980	1045	910	950	1230																																																																										
755	805		835	885	940	1000	1065	930	970	1250																																																																										
735	785	815	865	920	980	1045	910	950	1230																																																																											
850	900	930	980	1035	1095	1160	1025	1065	1345																																																																											
			A6																																																																																	
			A7																																																																																	
			A8B / A8S																																																																																	
			A9B / A9S																																																																																	
			A10																																																																																	
			A19																																																																																	
SEAT SLIDER (SS) - ADD \$60																																																																																				

CREATING BRISTOL MODEL NUMBER

MODEL NUMBER CONTROL ARMS GRADE CASTERS PACKAGING OPTIONS

2 3 8 0 - [] [] - A [] [] - [] [] - C 6 [] [] - [] [] [] - [] [] []

* FOR ARMLESS CODE USE A00

PACKAGING NOTES

CODE	DESCRIPTION	LIST UPCHARGE
AB	ASSEMBLED IN BAG FOR WILL CALL	\$0
PAC	PARTIALLY ASSEMBLED IN CARTON	\$0
BAC	BACK ASSEMBLED IN CARTON	\$40

FEATURES

- Pneumatic Seat Height Adjustment
- Tilt Tension Control
- Seat and Back Tilt as a Unit
- Upright Position Tilt Lock
- Ratchet Back Height Lumbar Adjustment

- Pneumatic Seat Height Adjustment
- Tilt Tension Control
- Seat and Back Tilt as a Unit
- Floating Seat Position Tilt Lock
- Infinite Back Angle Adj w/ Free Float
- Ratchet Back Height Lumbar Adjustment

- Pneumatic Seat Height Adjustment
- Tilt Tension Control
- Seat and Back Tilt as a Unit
- Floating Seat Position Tilt Lock
- Infinite Back Angle Adj w/ Free Float
- Seat Pivots from 0° to 6° Forward
- Ratchet Back Height Lumbar Adjustment

- Pneumatic Seat Height Adjustment
- Side Tilt Tension Control
- Back and Seat Tilt in 2:1 ratio
- 4 Locking Positions
- Safety Tilt Release
- Ratchet Back Height Lumbar Adjustment

DIMENSIONS

WIDTH: 25.0
DEPTH: 26.0
HEIGHT: 42.0-49.0
SEAT WIDTH: 20.0
SEAT DEPTH: 19.0
SEAT HEIGHT: 17.0-21.5
BACK WIDTH: 20.0
BACK HEIGHT: 23.0-25.5
COM: 1.5 YD
COL: 29.0 SQ FT
WEIGHT: 31.0 LB

WIDTH: 25.0
DEPTH: 26.0
HEIGHT: 42.0-49.0
SEAT WIDTH: 20.0
SEAT DEPTH: 19.0
SEAT HEIGHT: 18.0-22.5
BACK WIDTH: 20.0
BACK HEIGHT: 23.0-25.5
COM: 1.5 YD
COL: 29.0 SQ FT
WEIGHT: 36.0 LB

WIDTH: 25.0
DEPTH: 26.0
HEIGHT: 42.0-49.0
SEAT WIDTH: 20.0
SEAT DEPTH: 19.0
SEAT HEIGHT: 18.0-22.5
BACK WIDTH: 20.0
BACK HEIGHT: 23.0-25.5
COM: 1.5 YD
COL: 29.0 SQ FT
WEIGHT: 40.0 LB

WIDTH: 25.0
DEPTH: 26.0
HEIGHT: 42.0-49.0
SEAT WIDTH: 20.0
SEAT DEPTH: 19.0
SEAT HEIGHT: 18.0-22.5
BACK WIDTH: 20.0
BACK HEIGHT: 23.0-25.5
COM: 1.5 YD
COL: 29.0 SQ FT
WEIGHT: 38.0 LB

ARM OPTIONS



A6
\$130

6-way adjustable arm for height, pivots, and with *Ura-Soft* sliding arm pads



A8B/S
\$85

2-Way Adjustable Arm Height Adjustable
A8B Black or A8S Silver



A10
\$85

Black Soft Touch Cantilever Style C-Shape Arm



A7
\$150

8-way adjustable arm for height, width, pivots, and with *Ura-Soft* sliding arm pads



A9B/S
\$105

4-Way Adjustable Arm Height Adjustable and 4" Interior Width Adjustment
A9B Black or A9S Silver



A19
\$200

Polished Aluminum C-Shape Arm

CASTER OPTIONS



C6
STD

Standard 65mm Hoodless Casters



C6S
\$35

65mm Hoodless Hard Floor Casters

ADDITIONAL OPTIONS



SS
\$60

Seat Slider 2.5" Side Paddle Activated



BA10P
\$100

26" High Profile Polished Aluminum Base



BA10S
\$100

26" High Profile Silver Powder Coated Aluminum Base



BN1
\$35

BN2
\$N/C

Upholstered Outer Back in Black Ballistic Nylon
BN1 - with Grade A ONLY
BN2 - with Grade B and Up

bristol

seamless integration into your office's architecture

GSA SIN # 711-18

- Management, task, stool, and conference seating
- Ratchet back height adjustment on all models
- Warranted up to 250 lbs with S2, R1, P1
- Warranted up to 300 lbs with M1, Y2
- CAL 133 approved in fabric



STOOL

MODEL	CONTROL	DESCRIPTION	ARM	FABRIC/LEATHER																																																																																
2366	P1	<p>10" TRAVEL HIGH STOOL WITH POSTURE BACK CONTROL</p> <p>Use for work surfaces up to 42 inches high.</p>	ARMLESS	<table border="1"> <thead> <tr> <th>A/COM</th> <th>B</th> <th>C</th> <th>D</th> <th>E</th> <th>F</th> <th>G</th> <th>L3/COL</th> <th>L4</th> <th>L5</th> </tr> </thead> <tbody> <tr><td>650</td><td>700</td><td>730</td><td>780</td><td>835</td><td>895</td><td>960</td><td>810</td><td>850</td><td>1100</td></tr> <tr><td>780</td><td>830</td><td>860</td><td>910</td><td>965</td><td>1025</td><td>1090</td><td>940</td><td>980</td><td>1230</td></tr> <tr><td>800</td><td>850</td><td>880</td><td>930</td><td>985</td><td>1045</td><td>1110</td><td>960</td><td>1000</td><td>1250</td></tr> <tr><td>A8B / A8S</td><td>735</td><td>785</td><td>815</td><td>865</td><td>920</td><td>980</td><td>895</td><td>935</td><td>1185</td></tr> <tr><td>A9B / A9S</td><td>755</td><td>805</td><td>835</td><td>885</td><td>940</td><td>1000</td><td>915</td><td>955</td><td>1205</td></tr> <tr><td>A10</td><td>735</td><td>785</td><td>815</td><td>865</td><td>920</td><td>980</td><td>895</td><td>935</td><td>1185</td></tr> <tr><td>A19</td><td>850</td><td>900</td><td>930</td><td>980</td><td>1035</td><td>1095</td><td>1160</td><td>1050</td><td>1300</td></tr> </tbody> </table>	A/COM	B	C	D	E	F	G	L3/COL	L4	L5	650	700	730	780	835	895	960	810	850	1100	780	830	860	910	965	1025	1090	940	980	1230	800	850	880	930	985	1045	1110	960	1000	1250	A8B / A8S	735	785	815	865	920	980	895	935	1185	A9B / A9S	755	805	835	885	940	1000	915	955	1205	A10	735	785	815	865	920	980	895	935	1185	A19	850	900	930	980	1035	1095	1160	1050	1300
A/COM	B		C	D	E	F	G	L3/COL	L4	L5																																																																										
650	700		730	780	835	895	960	810	850	1100																																																																										
780	830		860	910	965	1025	1090	940	980	1230																																																																										
800	850		880	930	985	1045	1110	960	1000	1250																																																																										
A8B / A8S	735		785	815	865	920	980	895	935	1185																																																																										
A9B / A9S	755		805	835	885	940	1000	915	955	1205																																																																										
A10	735	785	815	865	920	980	895	935	1185																																																																											
A19	850	900	930	980	1035	1095	1160	1050	1300																																																																											

SEAT SLIDER - NOT AVAILABLE

MODEL	CONTROL	DESCRIPTION	ARM	FABRIC/LEATHER																																																																																
2368	P1	<p>8" TRAVEL LOW STOOL WITH POSTURE BACK CONTROL</p> <p>Use for work surfaces up to 36 inches high.</p>	ARMLESS	<table border="1"> <thead> <tr> <th>A/COM</th> <th>B</th> <th>C</th> <th>D</th> <th>E</th> <th>F</th> <th>G</th> <th>L3/COL</th> <th>L4</th> <th>L5</th> </tr> </thead> <tbody> <tr><td>650</td><td>700</td><td>730</td><td>780</td><td>835</td><td>895</td><td>960</td><td>810</td><td>850</td><td>1100</td></tr> <tr><td>780</td><td>830</td><td>860</td><td>910</td><td>965</td><td>1025</td><td>1090</td><td>940</td><td>980</td><td>1230</td></tr> <tr><td>800</td><td>850</td><td>880</td><td>930</td><td>985</td><td>1045</td><td>1110</td><td>960</td><td>1000</td><td>1250</td></tr> <tr><td>A8B / A8S</td><td>735</td><td>785</td><td>815</td><td>865</td><td>920</td><td>980</td><td>895</td><td>935</td><td>1185</td></tr> <tr><td>A9B / A9S</td><td>755</td><td>805</td><td>835</td><td>885</td><td>940</td><td>1000</td><td>915</td><td>955</td><td>1205</td></tr> <tr><td>A10</td><td>735</td><td>785</td><td>815</td><td>865</td><td>920</td><td>980</td><td>895</td><td>935</td><td>1185</td></tr> <tr><td>A19</td><td>850</td><td>900</td><td>930</td><td>980</td><td>1035</td><td>1095</td><td>1160</td><td>1050</td><td>1300</td></tr> </tbody> </table>	A/COM	B	C	D	E	F	G	L3/COL	L4	L5	650	700	730	780	835	895	960	810	850	1100	780	830	860	910	965	1025	1090	940	980	1230	800	850	880	930	985	1045	1110	960	1000	1250	A8B / A8S	735	785	815	865	920	980	895	935	1185	A9B / A9S	755	805	835	885	940	1000	915	955	1205	A10	735	785	815	865	920	980	895	935	1185	A19	850	900	930	980	1035	1095	1160	1050	1300
A/COM	B		C	D	E	F	G	L3/COL	L4	L5																																																																										
650	700		730	780	835	895	960	810	850	1100																																																																										
780	830		860	910	965	1025	1090	940	980	1230																																																																										
800	850		880	930	985	1045	1110	960	1000	1250																																																																										
A8B / A8S	735		785	815	865	920	980	895	935	1185																																																																										
A9B / A9S	755		805	835	885	940	1000	915	955	1205																																																																										
A10	735	785	815	865	920	980	895	935	1185																																																																											
A19	850	900	930	980	1035	1095	1160	1050	1300																																																																											

SEAT SLIDER - NOT AVAILABLE

CREATING BRISTOL MODEL NUMBER

MODEL NUMBER CONTROL ARMS GRADE CASTERS PACKAGING OPTIONS

2 3 6 - - A - - C 6 - - - -

* FOR ARMLESS CODE USE A00

PACKAGING NOTES

CODE	DESCRIPTION	LIST UPCHARGE
AB	ASSEMBLED IN BAG FOR WILL CALL	\$0
PAC	PARTIALLY ASSEMBLED IN CARTON	\$0
BAC	BACK ASSEMBLED IN CARTON	\$40

FEATURES

- Pneumatic Seat Height Adjustment
- Infinite back angle adjust with free float
- Ratchet Back Height Lumbar Adjustment
- Height Adjustable Footring

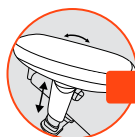
DIMENSIONS

WIDTH: 25.0
DEPTH: 26.0
HEIGHT: 48.5-61.0
SEAT WIDTH: 20.0
SEAT DEPTH: 19.0
SEAT HEIGHT: 28.0-38.0
BACK WIDTH: 20.0
BACK HEIGHT: 19.0-21.5
COM: 1.4 YD
COL: 26.0 SQ FT
WEIGHT: 42.0 LB

- Pneumatic Seat Height Adjustment
- Infinite back angle adjust with free float
- Ratchet Back Height Lumbar Adjustment
- Height Adjustable Footring

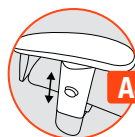
WIDTH: 25.0
DEPTH: 26.0
HEIGHT: 44.5-55.0
SEAT WIDTH: 20.0
SEAT DEPTH: 19.0
SEAT HEIGHT: 24.0-32.0
BACK WIDTH: 20.0
BACK HEIGHT: 19.0-21.5
COM: 1.4 YD
COL: 26.0 SQ FT
WEIGHT: 43.0 LB

ARM OPTIONS



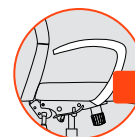
A6
\$130

6-way adjustable arm for height, pivots, and with *Ura-Soft* sliding arm pads



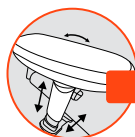
A8B/S
\$85

2-Way Adjustable Arm Height Adjustable A8B Black or A8S Silver



A10
\$85

Black Soft Touch Cantilever Style C-Shape Arm



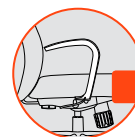
A7
\$150

8-way adjustable arm for height, width, pivots, and with *Ura-Soft* sliding arm pads



A9B/S
\$105

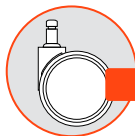
4-Way Adjustable Arm Height Adjustable and 4" Interior Width Adjustment A9B Black or A9S Silver



A19
\$200

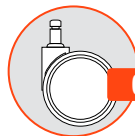
Polished Aluminum C-Shape Arm

CASTER OPTIONS



C6
STD

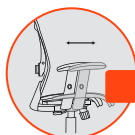
Standard 65mm Hoodless Casters



C6S
\$35

65mm Hoodless Hard Floor Casters

ADDITIONAL OPTIONS



SS
\$60

Seat Slider 2.5" Side Paddle Activated




BA10P
\$100

26" High Profile Polished Aluminum Base



BA10S
\$100

26" High Profile Silver Powder Coated Aluminum Base



BN1
\$35

BN2
\$N/C

Upholstered Outer Back in Black Ballistic Nylon
 BN1 - with Grade A ONLY
 BN2 - with Grade B and Up

bristol



GSA SIN # 711-18

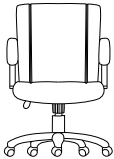

- Conference and executive seating
- Warranted up to 250 lbs
- Aluminum base standard matches arm finish

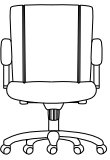



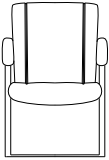

cayman

contemporary, ergonomic, and built with attention to detail

MID-BACK

MODEL	CONTROL	DESCRIPTION	ARM	LEATHER									
2800	S1	<p>MID-BACK SWIVEL TILT CONTROL</p> <p>Use for a variety of general office seating, including private office and conference room seating.</p>	A20	A/COM	B	C	D	E	F	G	L3/COL	L4	L5
			A21	675	735	775	835	905	980	1065	830	880	1320
				675	735	775	835	905	980	1065	830	880	1320

2800	K1	<p>MID-BACK KNEE TILT CONTROL</p> <p>Ultimate seating comfort suited for the executive or manager. Allows for a full range of movement with a sharp, simple look.</p>	A20	A/COM	B	C	D	E	F	G	L3/COL	L4	L5
			A21	725	785	825	885	955	1030	1115	880	930	1370
				725	785	825	885	955	1030	1115	880	930	1370

2800	GT	<p>GUEST</p> <p>Well suited for guest seating. Comes standard with non-marking glides.</p>	A20	A/COM	B	C	D	E	F	G	L3/COL	L4	L5
			A21	625	685	725	785	855	930	1015	780	830	1270
				625	685	725	785	855	930	1015	780	830	1270

CREATING CAYMAN MODEL NUMBER

MODEL NUMBER CONTROL ARMS GRADE CASTERS PACKAGING OPTIONS

2 8 0 0 - [] [] - A [] [] - [] [] [] - [] [] [] - [] [] []

* GT MODELS DO NOT HAVE A CASTER CODE

PACKAGING NOTES

CODE	DESCRIPTION	LIST UPCHARGE
AB	ASSEMBLED IN BAG FOR WILL CALL	\$0
BAC	BACK ASSEMBLED IN CARTON	\$0

FEATURES

- Pneumatic Seat Height Adjustment
- Tilt Tension Control
- Seat and Back Tilt as a Unit
- Upright Position Tilt Lock

DIMENSIONS

WIDTH: 24.0
DEPTH: 30.0
HEIGHT: 39.0-43.5
SEAT WIDTH: 21.0
SEAT DEPTH: 19.5
SEAT HEIGHT: 16.5-21.0
BACK WIDTH: 22.0
BACK HEIGHT: 22.5
COM: 1.9 YD
COL: 37.0 SQ FT
WEIGHT: 36.0 LB

- Pneumatic Seat Height Adjustment
- Tilt Tension Control
- Seat and Back Tilt as a Unit
- 5 Locking Positions
- Safety Tilt Release
- Reduced Rise of Front of Seat

WIDTH: 24.0
DEPTH: 30.0
HEIGHT: 39.0-43.5
SEAT WIDTH: 21.0
SEAT DEPTH: 19.5
SEAT HEIGHT: 16.5-19.5
BACK WIDTH: 22.0
BACK HEIGHT: 22.5
COM: 1.9 YD
COL: 37.0 SQ FT
WEIGHT: 41.0 LB

- Cantilever Frame Design
- Non-Marring Floor Glides

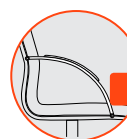
WIDTH: 24.0
DEPTH: 30.0
HEIGHT: 40.0
SEAT WIDTH: 21.0
SEAT DEPTH: 19.5
SEAT HEIGHT: 18.0
BACK WIDTH: 22.0
BACK HEIGHT: 22.5
COM: 1.9 YD
COL: 37.0 SQ FT
WEIGHT: 38.0 LB

ARM OPTIONS



A20
STD

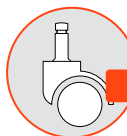
Black Powder Coated Arm
w/ Leather Pad



A21
STD

Polished Aluminum Arm
w/ Leather Pad

CASTER OPTIONS



C1
STD

50mm Hooded Casters



C1S
\$30

50mm Hooded
Hard Floor
Casters



C2S
\$35

50mm Hooded
Self-Locking Hard Floor
Casters

LEATHER COLORS

BLACK L31	BROWN L32	SANSTONE L40	MOCHA L41
TAUPE L42	SADDLE L43	GRAY L44	NAVY L45
WHITE L48			



GSA SIN # 711-18

cayman

contemporary, ergonomic, and built with attention to detail

- Conference and executive seating
- Warranted up to 250 lbs
- Aluminum base standard matches arm finish



HIGH-BACK

MODEL	CONTROL	DESCRIPTION	ARM	LEATHER																																																												
2810	S1	<p>HIGH-BACK SWIVEL TILT CONTROL</p> <p>Use for a variety of general office seating, including private office and conference room seating.</p>	<p>A20</p> <p>A21</p>	<table border="1"> <thead> <tr> <th>A/COM</th> <th>B</th> <th>C</th> <th>D</th> <th>E</th> <th>F</th> <th>G</th> <th>L3/COL</th> <th>L4</th> <th>L5</th> </tr> </thead> <tbody> <tr> <td>725</td> <td>795</td> <td>840</td> <td>910</td> <td>985</td> <td>1070</td> <td>1165</td> <td>890</td> <td>940</td> <td>1450</td> </tr> <tr> <td>725</td> <td>795</td> <td>840</td> <td>910</td> <td>985</td> <td>1070</td> <td>1165</td> <td>890</td> <td>940</td> <td>1450</td> </tr> <tr> <td></td> <td></td> <td></td> <td></td> <td></td> <td></td> <td></td> <td></td> <td></td> <td></td> </tr> <tr> <td></td> <td></td> <td></td> <td></td> <td></td> <td></td> <td></td> <td></td> <td></td> <td></td> </tr> <tr> <td></td> <td></td> <td></td> <td></td> <td></td> <td></td> <td></td> <td></td> <td></td> <td></td> </tr> </tbody> </table>	A/COM	B	C	D	E	F	G	L3/COL	L4	L5	725	795	840	910	985	1070	1165	890	940	1450	725	795	840	910	985	1070	1165	890	940	1450																														
A/COM	B	C	D	E	F	G	L3/COL	L4	L5																																																							
725	795	840	910	985	1070	1165	890	940	1450																																																							
725	795	840	910	985	1070	1165	890	940	1450																																																							
2810	K1	<p>HIGH-BACK KNEE TILT CONTROL</p> <p>Ultimate seating comfort suited for the executive or manager. Allows for a full range of movement with a sharp, simple look.</p>	<p>A20</p> <p>A21</p>	<table border="1"> <thead> <tr> <th>A/COM</th> <th>B</th> <th>C</th> <th>D</th> <th>E</th> <th>F</th> <th>G</th> <th>L3/COL</th> <th>L4</th> <th>L5</th> </tr> </thead> <tbody> <tr> <td>775</td> <td>845</td> <td>890</td> <td>960</td> <td>1035</td> <td>1120</td> <td>1215</td> <td>940</td> <td>990</td> <td>1500</td> </tr> <tr> <td>775</td> <td>845</td> <td>890</td> <td>960</td> <td>1035</td> <td>1120</td> <td>1215</td> <td>940</td> <td>990</td> <td>1500</td> </tr> <tr> <td></td> <td></td> <td></td> <td></td> <td></td> <td></td> <td></td> <td></td> <td></td> <td></td> </tr> <tr> <td></td> <td></td> <td></td> <td></td> <td></td> <td></td> <td></td> <td></td> <td></td> <td></td> </tr> <tr> <td></td> <td></td> <td></td> <td></td> <td></td> <td></td> <td></td> <td></td> <td></td> <td></td> </tr> </tbody> </table>	A/COM	B	C	D	E	F	G	L3/COL	L4	L5	775	845	890	960	1035	1120	1215	940	990	1500	775	845	890	960	1035	1120	1215	940	990	1500																														
A/COM	B	C	D	E	F	G	L3/COL	L4	L5																																																							
775	845	890	960	1035	1120	1215	940	990	1500																																																							
775	845	890	960	1035	1120	1215	940	990	1500																																																							

CREATING CAYMAN MODEL NUMBER

MODEL NUMBER CONTROL ARMS GRADE CASTERS PACKAGING OPTIONS

2 8 1 0 - [] [] - A [] [] - [] [] [] - [] [] [] - [] [] []

* GT MODELS DO NOT HAVE A CASTER CODE

PACKAGING NOTES

CODE	DESCRIPTION	LIST UPCHARGE
AB	ASSEMBLED IN BAG FOR WILL CALL	\$0
BAC	BACK ASSEMBLED IN CARTON	\$0

FEATURES

- Pneumatic Seat Height Adjustment
- Tilt Tension Control
- Seat and Back Tilt as a Unit
- Upright Position Tilt Lock

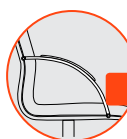
DIMENSIONS

WIDTH: 24.0
DEPTH: 30.0
HEIGHT: 43.0-47.5
SEAT WIDTH: 21.0
SEAT DEPTH: 19.5
SEAT HEIGHT: 16.5-21.0
BACK WIDTH: 22.0
BACK HEIGHT: 26.5
COM: 2.1 YD
COL: 42.0 SQ FT
WEIGHT: 43.0 LB

- Pneumatic Seat Height Adjustment
- Tilt Tension Control
- Seat and Back Tilt as a Unit
- 5 Locking Positions
- Safety Tilt Release
- Reduced Rise of Front of Seat

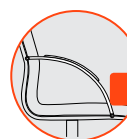
WIDTH: 24.0
DEPTH: 30.0
HEIGHT: 43.0-46.0
SEAT WIDTH: 21.0
SEAT DEPTH: 19.5
SEAT HEIGHT: 16.5-21.0
BACK WIDTH: 22.0
BACK HEIGHT: 26.5
COM: 2.1 YD
COL: 42.0 SQ FT
WEIGHT: 48.0 LB

ARM OPTIONS



A20
STD

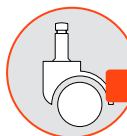
Black Powder Coated Arm
w/ Leather Pad



A21
STD

Polished Aluminum Arm
w/ Leather Pad

CASTER OPTIONS



C1
STD

50mm Hooded Casters



C1S
\$30

50mm Hooded
Hard Floor
Casters



C2S
\$35

50mm Hooded
Self-Locking Hard Floor
Casters

LEATHER COLORS

BLACK L31	BROWN L32	SANSTONE L40	MOCHA L41
TAUPE L42	SADDLE L43	GRAY L44	NAVY L45
WHITE L48			



GSA SIN # 711-18

cortina

simple, straightforward ergonomics and functionality

- Task, conference and executive seating
- Aluminum base standard
- Warranted up to 250 lbs with S2, GT
- Warranted up to 300 lbs with M1, Y2



MID-BACK

MODEL	CONTROL	DESCRIPTION	ARM	FABRIC/LEATHER																																																																																
2900	S2	<p>MID-BACK SWIVEL TILT CONTROL</p> <p>Use for a variety of general office seating, including private office and conference room seating.</p>	ARMLESS	<table border="1"> <thead> <tr> <th>A/COM</th> <th>B</th> <th>C</th> <th>D</th> <th>E</th> <th>F</th> <th>G</th> <th>L3/COL</th> <th>L4</th> <th>L5</th> </tr> </thead> <tbody> <tr><td>585</td><td>640</td><td>675</td><td>730</td><td>790</td><td>855</td><td>925</td><td>735</td><td>770</td><td>1095</td></tr> <tr><td>715</td><td>770</td><td>805</td><td>860</td><td>920</td><td>985</td><td>1055</td><td>865</td><td>900</td><td>1225</td></tr> <tr><td>735</td><td>790</td><td>825</td><td>880</td><td>940</td><td>1005</td><td>1075</td><td>885</td><td>920</td><td>1245</td></tr> <tr><td>670</td><td>725</td><td>760</td><td>815</td><td>875</td><td>940</td><td>1010</td><td>820</td><td>855</td><td>1180</td></tr> <tr><td>690</td><td>745</td><td>780</td><td>835</td><td>895</td><td>960</td><td>1030</td><td>840</td><td>875</td><td>1200</td></tr> <tr><td>685</td><td>740</td><td>775</td><td>830</td><td>890</td><td>955</td><td>1025</td><td>835</td><td>870</td><td>1195</td></tr> <tr><td>785</td><td>840</td><td>875</td><td>930</td><td>990</td><td>1055</td><td>1125</td><td>935</td><td>970</td><td>1295</td></tr> </tbody> </table>	A/COM	B	C	D	E	F	G	L3/COL	L4	L5	585	640	675	730	790	855	925	735	770	1095	715	770	805	860	920	985	1055	865	900	1225	735	790	825	880	940	1005	1075	885	920	1245	670	725	760	815	875	940	1010	820	855	1180	690	745	780	835	895	960	1030	840	875	1200	685	740	775	830	890	955	1025	835	870	1195	785	840	875	930	990	1055	1125	935	970	1295
A/COM	B		C	D	E	F	G	L3/COL	L4	L5																																																																										
585	640		675	730	790	855	925	735	770	1095																																																																										
715	770		805	860	920	985	1055	865	900	1225																																																																										
735	790		825	880	940	1005	1075	885	920	1245																																																																										
670	725		760	815	875	940	1010	820	855	1180																																																																										
690	745		780	835	895	960	1030	840	875	1200																																																																										
685	740	775	830	890	955	1025	835	870	1195																																																																											
785	840	875	930	990	1055	1125	935	970	1295																																																																											
			A6																																																																																	
			A7																																																																																	
			A8B																																																																																	
			A9B																																																																																	
			A16																																																																																	
			A19																																																																																	
SEAT SLIDER - NOT AVAILABLE																																																																																				
2900	M1	<p>MID-BACK MULTIFUNCTION CONTROL</p> <p>Fully articulating seat and back for the highest level of ergonomic needs. Control allows user to pivot seat forward from 0° to 6°.</p>	ARMLESS	<table border="1"> <thead> <tr> <th>A/COM</th> <th>B</th> <th>C</th> <th>D</th> <th>E</th> <th>F</th> <th>G</th> <th>L3/COL</th> <th>L4</th> <th>L5</th> </tr> </thead> <tbody> <tr><td>685</td><td>740</td><td>775</td><td>830</td><td>890</td><td>955</td><td>1025</td><td>835</td><td>870</td><td>1195</td></tr> <tr><td>815</td><td>870</td><td>905</td><td>960</td><td>1020</td><td>1085</td><td>1155</td><td>965</td><td>1000</td><td>1325</td></tr> <tr><td>835</td><td>890</td><td>925</td><td>980</td><td>1040</td><td>1105</td><td>1175</td><td>985</td><td>1020</td><td>1345</td></tr> <tr><td>770</td><td>825</td><td>860</td><td>915</td><td>975</td><td>1040</td><td>1110</td><td>920</td><td>955</td><td>1280</td></tr> <tr><td>790</td><td>845</td><td>880</td><td>935</td><td>995</td><td>1060</td><td>1130</td><td>940</td><td>975</td><td>1300</td></tr> <tr><td>785</td><td>840</td><td>875</td><td>930</td><td>990</td><td>1055</td><td>1125</td><td>935</td><td>970</td><td>1295</td></tr> <tr><td>885</td><td>940</td><td>975</td><td>1030</td><td>1090</td><td>1155</td><td>1225</td><td>1035</td><td>1070</td><td>1395</td></tr> </tbody> </table>	A/COM	B	C	D	E	F	G	L3/COL	L4	L5	685	740	775	830	890	955	1025	835	870	1195	815	870	905	960	1020	1085	1155	965	1000	1325	835	890	925	980	1040	1105	1175	985	1020	1345	770	825	860	915	975	1040	1110	920	955	1280	790	845	880	935	995	1060	1130	940	975	1300	785	840	875	930	990	1055	1125	935	970	1295	885	940	975	1030	1090	1155	1225	1035	1070	1395
A/COM	B		C	D	E	F	G	L3/COL	L4	L5																																																																										
685	740		775	830	890	955	1025	835	870	1195																																																																										
815	870		905	960	1020	1085	1155	965	1000	1325																																																																										
835	890		925	980	1040	1105	1175	985	1020	1345																																																																										
770	825		860	915	975	1040	1110	920	955	1280																																																																										
790	845		880	935	995	1060	1130	940	975	1300																																																																										
785	840	875	930	990	1055	1125	935	970	1295																																																																											
885	940	975	1030	1090	1155	1225	1035	1070	1395																																																																											
			A6																																																																																	
			A7																																																																																	
			A8B																																																																																	
			A9B																																																																																	
			A16																																																																																	
			A19																																																																																	
SEAT SLIDER - NOT AVAILABLE																																																																																				
2900	Y2	<p>MID-BACK SYNCHRO TILT CONTROL</p> <p>Use for a variety of general office seating, including private office and conference room seating.</p>	ARMLESS	<table border="1"> <thead> <tr> <th>A/COM</th> <th>B</th> <th>C</th> <th>D</th> <th>E</th> <th>F</th> <th>G</th> <th>L3/COL</th> <th>L4</th> <th>L5</th> </tr> </thead> <tbody> <tr><td>665</td><td>720</td><td>755</td><td>810</td><td>870</td><td>935</td><td>1005</td><td>815</td><td>850</td><td>1175</td></tr> <tr><td>795</td><td>850</td><td>885</td><td>940</td><td>1000</td><td>1065</td><td>1135</td><td>945</td><td>980</td><td>1305</td></tr> <tr><td>815</td><td>870</td><td>905</td><td>960</td><td>1020</td><td>1085</td><td>1155</td><td>965</td><td>1000</td><td>1325</td></tr> <tr><td>750</td><td>805</td><td>840</td><td>895</td><td>955</td><td>1020</td><td>1090</td><td>900</td><td>935</td><td>1260</td></tr> <tr><td>770</td><td>825</td><td>860</td><td>915</td><td>975</td><td>1040</td><td>1110</td><td>920</td><td>955</td><td>1280</td></tr> <tr><td>765</td><td>820</td><td>855</td><td>910</td><td>970</td><td>1035</td><td>1105</td><td>915</td><td>950</td><td>1275</td></tr> <tr><td>865</td><td>920</td><td>955</td><td>1010</td><td>1070</td><td>1135</td><td>1205</td><td>1015</td><td>1050</td><td>1375</td></tr> </tbody> </table>	A/COM	B	C	D	E	F	G	L3/COL	L4	L5	665	720	755	810	870	935	1005	815	850	1175	795	850	885	940	1000	1065	1135	945	980	1305	815	870	905	960	1020	1085	1155	965	1000	1325	750	805	840	895	955	1020	1090	900	935	1260	770	825	860	915	975	1040	1110	920	955	1280	765	820	855	910	970	1035	1105	915	950	1275	865	920	955	1010	1070	1135	1205	1015	1050	1375
A/COM	B		C	D	E	F	G	L3/COL	L4	L5																																																																										
665	720		755	810	870	935	1005	815	850	1175																																																																										
795	850		885	940	1000	1065	1135	945	980	1305																																																																										
815	870		905	960	1020	1085	1155	965	1000	1325																																																																										
750	805		840	895	955	1020	1090	900	935	1260																																																																										
770	825		860	915	975	1040	1110	920	955	1280																																																																										
765	820	855	910	970	1035	1105	915	950	1275																																																																											
865	920	955	1010	1070	1135	1205	1015	1050	1375																																																																											
			A6																																																																																	
			A7																																																																																	
			A8B																																																																																	
			A9B																																																																																	
			A16																																																																																	
			A19																																																																																	
SEAT SLIDER - NOT AVAILABLE																																																																																				
2900	GT	<p>GUEST</p> <p>Well suited for guest seating. Comes standard with non-marring glides.</p>	A20	<table border="1"> <thead> <tr> <th>A/COM</th> <th>B</th> <th>C</th> <th>D</th> <th>E</th> <th>F</th> <th>G</th> <th>L3/COL</th> <th>L4</th> <th>L5</th> </tr> </thead> <tbody> <tr><td>740</td><td>795</td><td>830</td><td>885</td><td>945</td><td>1010</td><td>1080</td><td>890</td><td>925</td><td>1250</td></tr> <tr><td>740</td><td>795</td><td>830</td><td>885</td><td>945</td><td>1010</td><td>1080</td><td>890</td><td>925</td><td>1250</td></tr> <tr><td></td><td></td><td></td><td></td><td></td><td></td><td></td><td></td><td></td><td></td></tr> <tr><td></td><td></td><td></td><td></td><td></td><td></td><td></td><td></td><td></td><td></td></tr> <tr><td></td><td></td><td></td><td></td><td></td><td></td><td></td><td></td><td></td><td></td></tr> </tbody> </table>	A/COM	B	C	D	E	F	G	L3/COL	L4	L5	740	795	830	885	945	1010	1080	890	925	1250	740	795	830	885	945	1010	1080	890	925	1250																																																		
A/COM	B		C	D	E	F	G	L3/COL	L4	L5																																																																										
740	795		830	885	945	1010	1080	890	925	1250																																																																										
740	795		830	885	945	1010	1080	890	925	1250																																																																										
			A21																																																																																	
SHIPS FULLY ASSEMBLED EITHER AC OR AB																																																																																				

CREATING CORTINA MODEL NUMBER

MODEL NUMBER CONTROL ARMS GRADE CASTERS PACKAGING OPTIONS

2 9 0 0 - [] [] - A [] [] - [] [] - [] [] [] - [] [] [] - [] [] []

* FOR ARMLESS CODE USE A00

* GT MODELS DO NOT HAVE A CASTER CODE

PACKAGING NOTES

CODE	DESCRIPTION	LIST UPCHARGE
AB	ASSEMBLED IN BAG FOR WILL CALL	\$0
PAC	PARTIALLY ASSEMBLED IN CARTON	\$0
BAC	BACK ASSEMBLED IN CARTON	\$40

FEATURES

- Pneumatic Seat Height Adjustment
- Tilt Tension Control
- Seat and Back Tilt as a Unit
- Upright Position Tilt Lock

DIMENSIONS

WIDTH: 25.0
DEPTH: 26.0
HEIGHT: 39.0-43.5
SEAT WIDTH: 20.5
SEAT DEPTH: 19.0
SEAT HEIGHT: 18.0-22.5
BACK WIDTH: 18.5
BACK HEIGHT: 21.0
COM: 1.6 YD
COL: 30.0 SQ FT
WEIGHT: 44.0 LB

- Pneumatic Seat Height Adjustment
- Tilt Tension Control
- Seat and Back Tilt as a Unit
- Infinite Tilt Position Lock
- Infinite Back Angle Adj w/ Free Float
- Seat Pivots from 0° to 6° Forward

WIDTH: 25.0
DEPTH: 26.0
HEIGHT: 39.0-43.5
SEAT WIDTH: 20.5
SEAT DEPTH: 19.0
SEAT HEIGHT: 18.5-23.0
BACK WIDTH: 18.5
BACK HEIGHT: 21.0
COM: 1.6 YD
COL: 30.0 SQ FT
WEIGHT: 52.0 LB

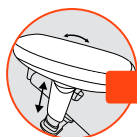
- Pneumatic Seat Height Adjustment
- Tilt Tension Control
- Back and Seat Tilt in 2:1 ratio
- 4 Locking Positions
- Safety Tilt Release
- Reduced Rise of Front of Seat

WIDTH: 25.0
DEPTH: 26.0
HEIGHT: 39.0-43.5
SEAT WIDTH: 20.5
SEAT DEPTH: 19.0
SEAT HEIGHT: 18.0-22.5
BACK WIDTH: 18.5
BACK HEIGHT: 21.0
COM: 1.6 YD
COL: 30.0 SQ FT
WEIGHT: 49.0 LB

- Cantilever Frame Design
- Non-Marring Floor Glides

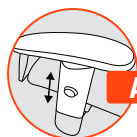
WIDTH: 24.0
DEPTH: 26.0
HEIGHT: 39.0
SEAT WIDTH: 20.5
SEAT DEPTH: 19.0
SEAT HEIGHT: 18.0
BACK WIDTH: 18.5
BACK HEIGHT: 21.0
COM: 1.6 YD
COL: 30.0 SQ FT
WEIGHT: 49.0 LB

ARM OPTIONS



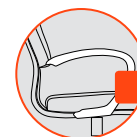
A6
\$130

6-way adjustable arm for height, pivots, and with *Ura-Soft* sliding arm pads



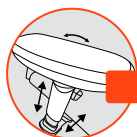
A8B
\$85

2-Way Adjustable Arm Height Adjustable A8B Black



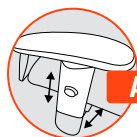
A16
\$100

Black Soft Touch C-Shape Arm



A7
\$150

8-way adjustable arm for height, width, pivots, and with *Ura-Soft* sliding arm pads



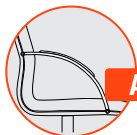
A9B
\$105

4-Way Adjustable Arm Height Adjustable and 4" Interior Width Adjustment A9B Black



A19
\$200

Polished Aluminum C-Shape Arm



A20
STD

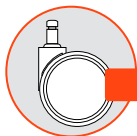
Black Powder Coated Frame and Arm w/ Leather Pad for GT Models Only



A21
STD

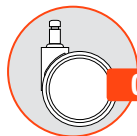
Polished Aluminum Frame and Arm w/ Leather Pad for GT Models Only

CASTER OPTIONS



C7
STD

Standard w/ BA19 Base 65mm Hoodless Casters



C6S
\$35

65mm Hoodless Hard Floor Casters

ADDITIONAL OPTIONS



BA1
DEDUCT \$50

27" Black Nylon Spider Base comes standard w/ C1 50mm Hooded Casters



BA9
DEDUCT \$50

26" High Profile Black Nylon Base comes standard w/ C6 65mm Hoodless Casters



cortina

simple, straightforward ergonomics and functionality

GSA SIN # 711-18

- Task, conference and executive seating
- Aluminum base standard
- Warranted up to 250 lbs with S2, GT
- Warranted up to 300 lbs with M1, Y2



HIGH-BACK

MODEL	CONTROL	DESCRIPTION	ARM	FABRIC/LEATHER																																																																																				
2910	S2	<p>HIGH-BACK SWIVEL TILT CONTROL</p> <p>Use for a variety of general office seating, including private office and conference room seating.</p>	ARMLESS	<table border="1"> <thead> <tr> <th>A/COM</th> <th>B</th> <th>C</th> <th>D</th> <th>E</th> <th>F</th> <th>G</th> <th>L3/COL</th> <th>L4</th> <th>L5</th> </tr> </thead> <tbody> <tr><td>650</td><td>705</td><td>740</td><td>795</td><td>860</td><td>930</td><td>1005</td><td>820</td><td>870</td><td>1235</td></tr> <tr><td>780</td><td>835</td><td>870</td><td>925</td><td>990</td><td>1060</td><td>1135</td><td>950</td><td>1000</td><td>1365</td></tr> <tr><td>800</td><td>855</td><td>890</td><td>945</td><td>1010</td><td>1080</td><td>1155</td><td>970</td><td>1020</td><td>1385</td></tr> <tr><td>A8B</td><td>735</td><td>790</td><td>825</td><td>880</td><td>945</td><td>1015</td><td>1090</td><td>905</td><td>955</td><td>1320</td></tr> <tr><td>A9B</td><td>755</td><td>810</td><td>845</td><td>900</td><td>965</td><td>1035</td><td>1110</td><td>925</td><td>975</td><td>1340</td></tr> <tr><td>A16</td><td>750</td><td>805</td><td>840</td><td>895</td><td>960</td><td>1030</td><td>1105</td><td>920</td><td>970</td><td>1335</td></tr> <tr><td>A19</td><td>850</td><td>905</td><td>940</td><td>995</td><td>1060</td><td>1130</td><td>1205</td><td>1020</td><td>1070</td><td>1435</td></tr> </tbody> </table>	A/COM	B	C	D	E	F	G	L3/COL	L4	L5	650	705	740	795	860	930	1005	820	870	1235	780	835	870	925	990	1060	1135	950	1000	1365	800	855	890	945	1010	1080	1155	970	1020	1385	A8B	735	790	825	880	945	1015	1090	905	955	1320	A9B	755	810	845	900	965	1035	1110	925	975	1340	A16	750	805	840	895	960	1030	1105	920	970	1335	A19	850	905	940	995	1060	1130	1205	1020	1070	1435
A/COM	B		C	D	E	F	G	L3/COL	L4	L5																																																																														
650	705		740	795	860	930	1005	820	870	1235																																																																														
780	835		870	925	990	1060	1135	950	1000	1365																																																																														
800	855		890	945	1010	1080	1155	970	1020	1385																																																																														
A8B	735		790	825	880	945	1015	1090	905	955	1320																																																																													
A9B	755		810	845	900	965	1035	1110	925	975	1340																																																																													
A16	750	805	840	895	960	1030	1105	920	970	1335																																																																														
A19	850	905	940	995	1060	1130	1205	1020	1070	1435																																																																														
				SEAT SLIDER - NOT AVAILABLE																																																																																				

MODEL	CONTROL	DESCRIPTION	ARM	FABRIC/LEATHER																																																																																						
2910	M1	<p>HIGH-BACK MULTIFUNCTION CONTROL</p> <p>Fully articulating seat and back for the highest level of ergonomic needs. Control allows user to pivot seat forward from 0° to 6°.</p>	ARMLESS	<table border="1"> <thead> <tr> <th>A/COM</th> <th>B</th> <th>C</th> <th>D</th> <th>E</th> <th>F</th> <th>G</th> <th>L3/COL</th> <th>L4</th> <th>L5</th> </tr> </thead> <tbody> <tr><td>750</td><td>805</td><td>840</td><td>895</td><td>960</td><td>1030</td><td>1105</td><td>920</td><td>970</td><td>1335</td></tr> <tr><td>A6</td><td>880</td><td>935</td><td>970</td><td>1025</td><td>1090</td><td>1160</td><td>1235</td><td>1050</td><td>1100</td><td>1465</td></tr> <tr><td>A7</td><td>900</td><td>955</td><td>990</td><td>1045</td><td>1110</td><td>1180</td><td>1255</td><td>1070</td><td>1120</td><td>1485</td></tr> <tr><td>A8B</td><td>835</td><td>890</td><td>925</td><td>980</td><td>1045</td><td>1115</td><td>1190</td><td>1005</td><td>1055</td><td>1420</td></tr> <tr><td>A9B</td><td>855</td><td>910</td><td>945</td><td>1000</td><td>1065</td><td>1135</td><td>1210</td><td>1025</td><td>1075</td><td>1440</td></tr> <tr><td>A16</td><td>850</td><td>905</td><td>940</td><td>995</td><td>1060</td><td>1130</td><td>1205</td><td>1020</td><td>1070</td><td>1435</td></tr> <tr><td>A19</td><td>950</td><td>1005</td><td>1040</td><td>1095</td><td>1160</td><td>1230</td><td>1305</td><td>1120</td><td>1170</td><td>1535</td></tr> </tbody> </table>	A/COM	B	C	D	E	F	G	L3/COL	L4	L5	750	805	840	895	960	1030	1105	920	970	1335	A6	880	935	970	1025	1090	1160	1235	1050	1100	1465	A7	900	955	990	1045	1110	1180	1255	1070	1120	1485	A8B	835	890	925	980	1045	1115	1190	1005	1055	1420	A9B	855	910	945	1000	1065	1135	1210	1025	1075	1440	A16	850	905	940	995	1060	1130	1205	1020	1070	1435	A19	950	1005	1040	1095	1160	1230	1305	1120	1170	1535
A/COM	B		C	D	E	F	G	L3/COL	L4	L5																																																																																
750	805		840	895	960	1030	1105	920	970	1335																																																																																
A6	880		935	970	1025	1090	1160	1235	1050	1100	1465																																																																															
A7	900		955	990	1045	1110	1180	1255	1070	1120	1485																																																																															
A8B	835		890	925	980	1045	1115	1190	1005	1055	1420																																																																															
A9B	855		910	945	1000	1065	1135	1210	1025	1075	1440																																																																															
A16	850	905	940	995	1060	1130	1205	1020	1070	1435																																																																																
A19	950	1005	1040	1095	1160	1230	1305	1120	1170	1535																																																																																
				SEAT SLIDER - NOT AVAILABLE																																																																																						

MODEL	CONTROL	DESCRIPTION	ARM	FABRIC/LEATHER																																																																																						
2910	Y2	<p>HIGH-BACK SYNCHRO TILT CONTROL</p> <p>Use for a variety of general office seating, including private office and conference room seating.</p>	ARMLESS	<table border="1"> <thead> <tr> <th>A/COM</th> <th>B</th> <th>C</th> <th>D</th> <th>E</th> <th>F</th> <th>G</th> <th>L3/COL</th> <th>L4</th> <th>L5</th> </tr> </thead> <tbody> <tr><td>730</td><td>785</td><td>820</td><td>875</td><td>940</td><td>1010</td><td>1085</td><td>900</td><td>950</td><td>1315</td></tr> <tr><td>A6</td><td>860</td><td>915</td><td>950</td><td>1005</td><td>1070</td><td>1140</td><td>1215</td><td>1030</td><td>1080</td><td>1445</td></tr> <tr><td>A7</td><td>880</td><td>935</td><td>970</td><td>1025</td><td>1090</td><td>1160</td><td>1235</td><td>1050</td><td>1100</td><td>1465</td></tr> <tr><td>A8B</td><td>815</td><td>870</td><td>905</td><td>960</td><td>1025</td><td>1095</td><td>1170</td><td>985</td><td>1035</td><td>1400</td></tr> <tr><td>A9B</td><td>835</td><td>890</td><td>925</td><td>980</td><td>1045</td><td>1115</td><td>1190</td><td>1005</td><td>1055</td><td>1420</td></tr> <tr><td>A16</td><td>830</td><td>885</td><td>920</td><td>975</td><td>1040</td><td>1110</td><td>1185</td><td>1000</td><td>1050</td><td>1415</td></tr> <tr><td>A19</td><td>930</td><td>985</td><td>1020</td><td>1075</td><td>1140</td><td>1210</td><td>1285</td><td>1100</td><td>1150</td><td>1515</td></tr> </tbody> </table>	A/COM	B	C	D	E	F	G	L3/COL	L4	L5	730	785	820	875	940	1010	1085	900	950	1315	A6	860	915	950	1005	1070	1140	1215	1030	1080	1445	A7	880	935	970	1025	1090	1160	1235	1050	1100	1465	A8B	815	870	905	960	1025	1095	1170	985	1035	1400	A9B	835	890	925	980	1045	1115	1190	1005	1055	1420	A16	830	885	920	975	1040	1110	1185	1000	1050	1415	A19	930	985	1020	1075	1140	1210	1285	1100	1150	1515
A/COM	B		C	D	E	F	G	L3/COL	L4	L5																																																																																
730	785		820	875	940	1010	1085	900	950	1315																																																																																
A6	860		915	950	1005	1070	1140	1215	1030	1080	1445																																																																															
A7	880		935	970	1025	1090	1160	1235	1050	1100	1465																																																																															
A8B	815		870	905	960	1025	1095	1170	985	1035	1400																																																																															
A9B	835		890	925	980	1045	1115	1190	1005	1055	1420																																																																															
A16	830	885	920	975	1040	1110	1185	1000	1050	1415																																																																																
A19	930	985	1020	1075	1140	1210	1285	1100	1150	1515																																																																																
				SEAT SLIDER - NOT AVAILABLE																																																																																						

CREATING CORTINA MODEL NUMBER

MODEL NUMBER CONTROL ARMS GRADE CASTERS PACKAGING OPTIONS

2 9 1 0 - [] [] - A [] [] - [] [] - [] [] [] - [] [] [] - [] [] []

* FOR ARMLESS CODE USE A00

* GT MODELS DO NOT HAVE A CASTER CODE

PACKAGING NOTES

CODE	DESCRIPTION	LIST UPCHARGE
AB	ASSEMBLED IN BAG FOR WILL CALL	\$0
PAC	PARTIALLY ASSEMBLED IN CARTON	\$0

FEATURES

- Pneumatic Seat Height Adjustment
- Tilt Tension Control
- Seat and Back Tilt as a Unit
- Upright Position Tilt Lock

DIMENSIONS

WIDTH: 25.0
DEPTH: 25.0
HEIGHT: 47.0-51.5
SEAT WIDTH: 20.5
SEAT DEPTH: 19.0
SEAT HEIGHT: 18.0-22.5
BACK WIDTH: 18.5
BACK HEIGHT: 29.0
COM: 1.7 YD
COL: 34.0 SQ FT
WEIGHT: 48.0 LB

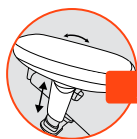
- Pneumatic Seat Height Adjustment
- Tilt Tension Control
- Seat and Back Tilt as a Unit
- Infinite Tilt Position Lock
- Infinite Back Angle Adj w/ Free Float
- Seat Pivots from 0° to 6° Forward

WIDTH: 25.0
DEPTH: 25.0
HEIGHT: 47.0-51.5
SEAT WIDTH: 20.5
SEAT DEPTH: 19.0
SEAT HEIGHT: 18.5-23.0
BACK WIDTH: 18.5
BACK HEIGHT: 29.0
COM: 1.7 YD
COL: 34.0 SQ FT
WEIGHT: 56.0 LB

- Pneumatic Seat Height Adjustment
- Tilt Tension Control
- Back and Seat Tilt in 2:1 ratio
- 4 Locking Positions
- Safety Tilt Release
- Reduced Rise of Front of Seat

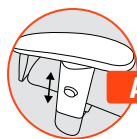
WIDTH: 25.0
DEPTH: 25.0
HEIGHT: 47.0-51.5
SEAT WIDTH: 20.5
SEAT DEPTH: 19.0
SEAT HEIGHT: 18.0-22.5
BACK WIDTH: 18.5
BACK HEIGHT: 29.0
COM: 1.7 YD
COL: 34.0 SQ FT
WEIGHT: 53.0 LB

ARM OPTIONS



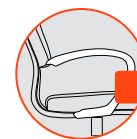
A6
\$130

6-way adjustable arm for height, pivots, and with *Ura-Soft* sliding arm pads



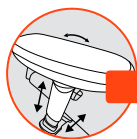
A8B
\$85

2-Way Adjustable Arm Height Adjustable A8B Black



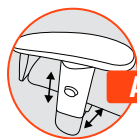
A16
\$100

Black Soft Touch C-Shape Arm



A7
\$150

8-way adjustable arm for height, width, pivots, and with *Ura-Soft* sliding arm pads



A9B
\$105

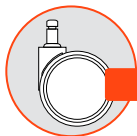
4-Way Adjustable Arm Height Adjustable and 4" Interior Width Adjustment A9B Black



A19
\$200

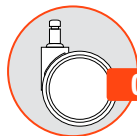
Polished Aluminum C-Shape Arm

CASTER OPTIONS



C7
STD

Standard w/ BA19 Base 65mm Hoodless Casters



C6S
\$35

65mm Hoodless Hard Floor Casters

ADDITIONAL OPTIONS



BA1
DEDUCT \$50

27" Black Nylon Spider Base comes standard w/ C1 50mm Hooded Casters



BA9
DEDUCT \$50

26" High Profile Black Nylon Base comes standard w/ C6 65mm Hoodless Casters



cosmo

contemporary style, elegance, and comfort

GSA SIN # 711-18

- Task, executive and conference seating
- Back styles include: knit, mesh and upholstered
- Aluminum base standard
- Warranted up to 250 lbs with GT
- Warranted up to 300 lbs with X2
- CAL TB 133 Fire Code approved



KNIT BACK - KB

MODEL	CONTROL	DESCRIPTION	ARM	FABRIC/LEATHER																																																		
3250	X2	<p>MID-BACK DYNAMIC SYNCHRO TILT CONTROL</p> <p>Use for a variety of general office task seating, including private office and conference room seating.</p>	A31	<table border="1"> <thead> <tr> <th>A/COM</th> <th>B</th> <th>C</th> <th>D</th> <th>E</th> <th>F</th> <th>G</th> <th>L3/COL</th> <th>L4</th> <th>L5</th> </tr> </thead> <tbody> <tr> <td>915</td> <td>945</td> <td>965</td> <td>995</td> <td>1030</td> <td>1070</td> <td>1110</td> <td>975</td> <td>1010</td> <td>1145</td> </tr> <tr> <td>935</td> <td>965</td> <td>985</td> <td>1015</td> <td>1050</td> <td>1090</td> <td>1130</td> <td>995</td> <td>1030</td> <td>1165</td> </tr> <tr> <td></td> <td></td> <td></td> <td></td> <td></td> <td></td> <td></td> <td></td> <td></td> <td></td> </tr> <tr> <td></td> <td></td> <td></td> <td></td> <td></td> <td></td> <td></td> <td></td> <td></td> <td></td> </tr> </tbody> </table>	A/COM	B	C	D	E	F	G	L3/COL	L4	L5	915	945	965	995	1030	1070	1110	975	1010	1145	935	965	985	1015	1050	1090	1130	995	1030	1165																				
A/COM	B		C	D	E	F	G	L3/COL	L4	L5																																												
915	945		965	995	1030	1070	1110	975	1010	1145																																												
935	965		985	1015	1050	1090	1130	995	1030	1165																																												
				SEAT SLIDER - STANDARD																																																		
3260	X2	<p>HIGH-BACK DYNAMIC SYNCHRO TILT CONTROL</p> <p>Use for a variety of general office task seating, including private office and conference room seating.</p>	A31	<table border="1"> <thead> <tr> <th>A/COM</th> <th>B</th> <th>C</th> <th>D</th> <th>E</th> <th>F</th> <th>G</th> <th>L3/COL</th> <th>L4</th> <th>L5</th> </tr> </thead> <tbody> <tr> <td>1015</td> <td>1045</td> <td>1065</td> <td>1095</td> <td>1130</td> <td>1170</td> <td>1210</td> <td>1075</td> <td>1110</td> <td>1245</td> </tr> <tr> <td>1035</td> <td>1065</td> <td>1085</td> <td>1115</td> <td>1150</td> <td>1190</td> <td>1230</td> <td>1095</td> <td>1130</td> <td>1265</td> </tr> <tr> <td></td> <td></td> <td></td> <td></td> <td></td> <td></td> <td></td> <td></td> <td></td> <td></td> </tr> <tr> <td></td> <td></td> <td></td> <td></td> <td></td> <td></td> <td></td> <td></td> <td></td> <td></td> </tr> </tbody> </table>	A/COM	B	C	D	E	F	G	L3/COL	L4	L5	1015	1045	1065	1095	1130	1170	1210	1075	1110	1245	1035	1065	1085	1115	1150	1190	1230	1095	1130	1265																				
A/COM	B		C	D	E	F	G	L3/COL	L4	L5																																												
1015	1045		1065	1095	1130	1170	1210	1075	1110	1245																																												
1035	1065		1085	1115	1150	1190	1230	1095	1130	1265																																												
				SEAT SLIDER - STANDARD																																																		
3250	GT	<p>GUEST CHAIR</p> <p>Well suited for guest seating. Comes standard with non-marring glides</p>	A33	<table border="1"> <thead> <tr> <th>A/COM</th> <th>B</th> <th>C</th> <th>D</th> <th>E</th> <th>F</th> <th>G</th> <th>L3/COL</th> <th>L4</th> <th>L5</th> </tr> </thead> <tbody> <tr> <td>765</td> <td>795</td> <td>815</td> <td>845</td> <td>880</td> <td>920</td> <td>960</td> <td>825</td> <td>860</td> <td>995</td> </tr> <tr> <td></td> <td></td> <td></td> <td></td> <td></td> <td></td> <td></td> <td></td> <td></td> <td></td> </tr> <tr> <td></td> <td></td> <td></td> <td></td> <td></td> <td></td> <td></td> <td></td> <td></td> <td></td> </tr> <tr> <td></td> <td></td> <td></td> <td></td> <td></td> <td></td> <td></td> <td></td> <td></td> <td></td> </tr> </tbody> </table>	A/COM	B	C	D	E	F	G	L3/COL	L4	L5	765	795	815	845	880	920	960	825	860	995																														
A/COM	B		C	D	E	F	G	L3/COL	L4	L5																																												
765	795		815	845	880	920	960	825	860	995																																												
				SHIPS FULLY ASSEMBLED EITHER AC OR AB																																																		

CREATING COSMO MODEL NUMBER

MODEL NUMBER CONTROL ARMS BACK TYPE KNIT COLOR GRADE CASTERS PACKAGING OPTIONS

3 2 - X 2 - A - K B - K - - - - - - - -

* GT MODELS DO NOT HAVE A CASTER CODE

PACKAGING NOTES

CODE	DESCRIPTION	LIST UPCHARGE
AB	ASSEMBLED IN BAG FOR WILL CALL	\$0
BAC	BACK ASSEMBLED IN CARTON	\$0

FEATURES

- Pneumatic Seat Height Adjustment
- Side Adjustable Tilt Tension Control
- Back and Seat Tilt in 2.6:1 Ratio
- 26° Tilt of Back, 10° Seat Tilt
- 11 Locking Positions
- 2 Position Forward Seat Angle Adj
- Standard Seat Slider Adds 3" Adj
- Standard with Heavy Duty Hard Floor Casters

DIMENSIONS

WIDTH: 26.0-28.5
DEPTH: 25.0
HEIGHT: 40.0-45.5
SEAT WIDTH: 20.0
SEAT DEPTH: 17.5-20.0
SEAT HEIGHT: 17.5-22.0
BACK WIDTH: 19.5
BACK HEIGHT: 22.0
COM: 0.8 YD
COL: 10.0 SQ FT
WEIGHT: 42.0 LB

- Pneumatic Seat Height Adjustment
- Side Adjustable Tilt Tension Control
- Back and Seat Tilt in 2.6:1 Ratio
- 26° Tilt of Back, 10° Seat Tilt
- 11 Locking Positions
- 2 Position Forward Seat Angle Adj
- Standard Seat Slider Adds 3" Adj
- Standard with Heavy Duty Hard Floor Casters

WIDTH: 26.0-28.5
DEPTH: 25.0
HEIGHT: 47.0-51.5
SEAT WIDTH: 20.0
SEAT DEPTH: 17.5-20.0
SEAT HEIGHT: 17.5-22.0
BACK WIDTH: 19.5
BACK HEIGHT: 29.0
COM: 0.8 YD
COL: 10.0 SQ FT
WEIGHT: 44.0 LB

- Cantilever Frame Design
- Non-Marring Floor Glides

WIDTH: 26.0
DEPTH: 28.0
HEIGHT: 39.0
SEAT WIDTH: 20.0
SEAT DEPTH: 18.0
SEAT HEIGHT: 17.5
BACK WIDTH: 19.5
BACK HEIGHT: 22.0
COM: 0.8 YD
COL: 10.0 SQ FT
WEIGHT: 33.0 LB

ARM OPTIONS



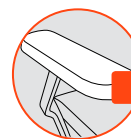
A31

Black Soft Touch Cantilever Conference Arm



A32

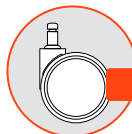
4-Way Adjustable Arm featuring height and width adjustment



A33

Fixed Arm with Soft Polyurethane Pad For Guest Model Only

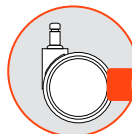
CASTER OPTIONS



C6

STD

Standard 65mm Hoodless Casters



C6S

\$35

65mm Hoodless Hard Floor Casters

KNIT COLORS

BLACK K01	COGNAC K02	HELSINKI K03	COLOGNE K04
PROVENCE K05	BIRMINGHAM K06	IVORY K07	LONDON K08



cosmo

contemporary style, elegance, and comfort

GSA SIN # 711-18

- Task, executive and conference seating
- Back styles include: knit, mesh and upholstered
- Aluminum base standard
- Warranted up to 250 lbs with GT
- Warranted up to 300 lbs with X2
- CAL TB 133 Fire Code approved



MESH BACK - MB

MODEL	CONTROL	DESCRIPTION	ARM	FABRIC/LEATHER										
				A/COM	B	C	D	E	F	G	L3/COL	L4	L5	
3250	X2	MID-BACK DYNAMIC SYNCHRO TILT CONTROL Use for a variety of general office task seating, including private office and conference room seating.	A31	815	845	865	895	930	970	1010	875	910	1045	
			A32	835	865	885	915	950	990	1030	895	930	1065	
				SEAT SLIDER - STANDARD										

MODEL	CONTROL	DESCRIPTION	ARM	FABRIC/LEATHER										
				A/COM	B	C	D	E	F	G	L3/COL	L4	L5	
3260	X2	HIGH-BACK DYNAMIC SYNCHRO TILT CONTROL Use for a variety of general office task seating, including private office and conference room seating.	A31	915	945	965	995	1030	1070	1110	975	1010	1145	
			A32	935	965	985	1015	1050	1090	1130	995	1030	1165	
				SEAT SLIDER - STANDARD										

MODEL	CONTROL	DESCRIPTION	ARM	FABRIC/LEATHER										
				A/COM	B	C	D	E	F	G	L3/COL	L4	L5	
3250	GT	GUEST CHAIR Well suited for guest seating. Comes standard with non-marring glides.	A33	665	695	715	745	780	820	860	725	760	895	
				SHIPS FULLY ASSEMBLED EITHER AC OR AB										

CREATING COSMO MODEL NUMBER

MODEL NUMBER		CONTROL		ARMS		BACK TYPE		KNIT COLOR		GRADE		CASTERS		PACKAGING		OPTIONS	
3	2			X	2	A		M	B	M							

* GT MODELS DO NOT HAVE A CASTER CODE

PACKAGING NOTES

CODE	DESCRIPTION	LIST UPCHARGE
AB	ASSEMBLED IN BAG FOR WILL CALL	\$0
BAC	BACK ASSEMBLED IN CARTON	\$0

FEATURES

- Pneumatic Seat Height Adjustment
- Side Adjustable Tilt Tension Control
- Back and Seat Tilt in 2.6:1 Ratio
- 26° Tilt of Back, 10° Seat Tilt
- 11 Locking Positions
- 2 Position Forward Seat Angle Adj
- Standard Seat Slider Adds 3" Adj
- Standard with Heavy Duty Hard Floor Casters

DIMENSIONS

WIDTH: 26.0-28.5
DEPTH: 25.0
HEIGHT: 40.0-45.5
SEAT WIDTH: 20.0
SEAT DEPTH: 17.5-20.0
SEAT HEIGHT: 17.5-22.0
BACK WIDTH: 19.5
BACK HEIGHT: 22.0
COM: 0.8 YD
COL: 10.0 SQ FT
WEIGHT: 42.0 LB

- Pneumatic Seat Height Adjustment
- Side Adjustable Tilt Tension Control
- Back and Seat Tilt in 2.6:1 Ratio
- 26° Tilt of Back, 10° Seat Tilt
- 11 Locking Positions
- 2 Position Forward Seat Angle Adj
- Standard Seat Slider Adds 3" Adj
- Standard with Heavy Duty Hard Floor Casters

WIDTH: 26.0-28.5
DEPTH: 25.0
HEIGHT: 47.0-51.5
SEAT WIDTH: 20.0
SEAT DEPTH: 17.5-20.0
SEAT HEIGHT: 17.5-22.0
BACK WIDTH: 19.5
BACK HEIGHT: 29.0
COM: 0.8 YD
COL: 10.0 SQ FT
WEIGHT: 44.0 LB

- Cantilever Frame Design
- Non-Marring Floor Glides

WIDTH: 26.0
DEPTH: 28.0
HEIGHT: 39.0
SEAT WIDTH: 20.0
SEAT DEPTH: 18.0
SEAT HEIGHT: 17.5
BACK WIDTH: 19.5
BACK HEIGHT: 22.0
COM: 0.8 YD
COL: 10.0 SQ FT
WEIGHT: 33.0 LB

ARM OPTIONS



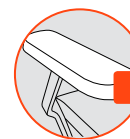
A31

Black Soft Touch Cantilever Conference Arm



A32

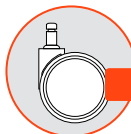
4-Way Adjustable Arm featuring Height and Width Adjustment



A33

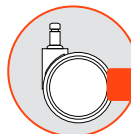
Fixed Arm with Soft Polyurethane Pad For Guest Model Only

CASTER OPTIONS



C6
STD

Standard 65mm Hoodless Casters



C6S
\$35

65mm Hoodless Hard Floor Casters

MESH COLORS

BLACK M11	GRAY M12	SILVER M13
--------------	-------------	---------------



cosmo

contemporary style, elegance, and comfort

GSA SIN # 711-18

- Task, executive and conference seating
- Back styles include: knit, mesh and upholstered
- Aluminum base standard
- Warranted up to 250 lbs with GT
- Warranted up to 300 lbs with X2



UPHOLSTERED BACK - UB

MODEL	CONTROL	DESCRIPTION	ARM	LEATHER																																																																													
3200	X2	<p>MID-BACK DYNAMIC SYNCHRO TILT CONTROL</p> <p>Use for a variety of general office task seating, including private office and conference room seating.</p>	A31 A32	<table border="1"> <thead> <tr> <th>L3/COL</th> <th>L4</th> <th>L5</th> <th></th> <th></th> <th></th> <th></th> <th></th> <th></th> <th></th> <th></th> </tr> </thead> <tbody> <tr> <td>1000</td> <td>1050</td> <td>1115</td> <td></td> <td></td> <td></td> <td></td> <td></td> <td></td> <td></td> <td></td> </tr> <tr> <td>1020</td> <td>1070</td> <td>1115</td> <td></td> <td></td> <td></td> <td></td> <td></td> <td></td> <td></td> <td></td> </tr> <tr> <td></td> <td></td> <td></td> <td></td> <td></td> <td></td> <td></td> <td></td> <td></td> <td></td> <td></td> </tr> <tr> <td></td> <td></td> <td></td> <td></td> <td></td> <td></td> <td></td> <td></td> <td></td> <td></td> <td></td> </tr> <tr> <td></td> <td></td> <td></td> <td></td> <td></td> <td></td> <td></td> <td></td> <td></td> <td></td> <td></td> </tr> <tr> <td></td> <td></td> <td></td> <td></td> <td></td> <td></td> <td></td> <td></td> <td></td> <td></td> <td></td> </tr> </tbody> </table> <p>SEAT SLIDER - STANDARD</p>	L3/COL	L4	L5									1000	1050	1115									1020	1070	1115																																																				
L3/COL	L4	L5																																																																															
1000	1050	1115																																																																															
1020	1070	1115																																																																															
3210	X2	<p>HIGH-BACK DYNAMIC SYNCHRO TILT CONTROL</p> <p>Use for a variety of general office task seating, including private office and conference room seating.</p>	A31 A32	<table border="1"> <thead> <tr> <th>L3/COL</th> <th>L4</th> <th>L5</th> <th></th> <th></th> <th></th> <th></th> <th></th> <th></th> <th></th> <th></th> </tr> </thead> <tbody> <tr> <td>1150</td> <td>1200</td> <td>1865</td> <td></td> <td></td> <td></td> <td></td> <td></td> <td></td> <td></td> <td></td> </tr> <tr> <td>1170</td> <td>1220</td> <td>1885</td> <td></td> <td></td> <td></td> <td></td> <td></td> <td></td> <td></td> <td></td> </tr> <tr> <td></td> <td></td> <td></td> <td></td> <td></td> <td></td> <td></td> <td></td> <td></td> <td></td> <td></td> </tr> <tr> <td></td> <td></td> <td></td> <td></td> <td></td> <td></td> <td></td> <td></td> <td></td> <td></td> <td></td> </tr> <tr> <td></td> <td></td> <td></td> <td></td> <td></td> <td></td> <td></td> <td></td> <td></td> <td></td> <td></td> </tr> <tr> <td></td> <td></td> <td></td> <td></td> <td></td> <td></td> <td></td> <td></td> <td></td> <td></td> <td></td> </tr> </tbody> </table> <p>SEAT SLIDER - STANDARD</p>	L3/COL	L4	L5									1150	1200	1865									1170	1220	1885																																																				
L3/COL	L4	L5																																																																															
1150	1200	1865																																																																															
1170	1220	1885																																																																															
3200	GT	<p>GUEST CHAIR</p> <p>Well suited for guest seating. Comes standard with non-marring glides</p>	A33	<table border="1"> <thead> <tr> <th>L3/COL</th> <th>L4</th> <th>L5</th> <th></th> <th></th> <th></th> <th></th> <th></th> <th></th> <th></th> <th></th> </tr> </thead> <tbody> <tr> <td>850</td> <td>900</td> <td>965</td> <td></td> <td></td> <td></td> <td></td> <td></td> <td></td> <td></td> <td></td> </tr> <tr> <td></td> <td></td> <td></td> <td></td> <td></td> <td></td> <td></td> <td></td> <td></td> <td></td> <td></td> </tr> <tr> <td></td> <td></td> <td></td> <td></td> <td></td> <td></td> <td></td> <td></td> <td></td> <td></td> <td></td> </tr> <tr> <td></td> <td></td> <td></td> <td></td> <td></td> <td></td> <td></td> <td></td> <td></td> <td></td> <td></td> </tr> <tr> <td></td> <td></td> <td></td> <td></td> <td></td> <td></td> <td></td> <td></td> <td></td> <td></td> <td></td> </tr> </tbody> </table> <p>SHIPS FULLY ASSEMBLED EITHER AC OR AB</p>	L3/COL	L4	L5									850	900	965																																																															
L3/COL	L4	L5																																																																															
850	900	965																																																																															

CREATING COSMO MODEL NUMBER

MODEL NUMBER CONTROL ARMS BACK TYPE GRADE CASTERS PACKAGING OPTIONS

3 2 - X 2 - A - U B - - - - -

* GT MODELS DO NOT HAVE A CASTER CODE

PACKAGING NOTES

CODE	DESCRIPTION	LIST UPCHARGE
AB	ASSEMBLED IN BAG FOR WILL CALL	\$0
BAC	BACK ASSEMBLED IN CARTON	\$0

FEATURES

- Pneumatic Seat Height Adjustment
- Side Adjustable Tilt Tension Control
- Back and Seat Tilt in 2.6:1 Ratio
- 26° Tilt of Back, 10° Seat Tilt
- 11 Locking Positions
- 2 Position Forward Seat Angle Adj
- Standard Seat Slider Adds 3" Adj
- Standard with Heavy Duty Hard Floor Casters

DIMENSIONS

WIDTH: 26.0-28.5
DEPTH: 25.0
HEIGHT: 40.0-45.5
SEAT WIDTH: 20.0
SEAT DEPTH: 17.0-19.5
SEAT HEIGHT: 18.0-22.5
BACK WIDTH: 20.0
BACK HEIGHT: 22.0
COL: 28.0 SQ FT
WEIGHT: 48.0 LB

- Pneumatic Seat Height Adjustment
- Side Adjustable Tilt Tension Control
- Back and Seat Tilt in 2.6:1 Ratio
- 26° Tilt of Back, 10° Seat Tilt
- 11 Locking Positions
- 2 Position Forward Seat Angle Adj
- Standard Seat Slider Adds 3" Adj
- Standard with Heavy Duty Hard Floor Casters
- 4 Way Adjustable Headrest

WIDTH: 26.0-28.5
DEPTH: 25.0
HEIGHT: 47.0-51.5
SEAT WIDTH: 20.0
SEAT DEPTH: 16.0-18.5
SEAT HEIGHT: 17.5-22.0
BACK WIDTH: 20.0
BACK HEIGHT: 29.0
COL: 42.0 SQ FT
WEIGHT: 55.0 LB

- Cantilever Frame Design
- Non-Marring Floor Glides

WIDTH: 26.0
DEPTH: 28.0
HEIGHT: 39.0
SEAT WIDTH: 20.0
SEAT DEPTH: 16.5
SEAT HEIGHT: 17.5
BACK WIDTH: 20.0
BACK HEIGHT: 22.0
COL: 28.0 SQ FT
WEIGHT: 38.0 LB

ARM OPTIONS



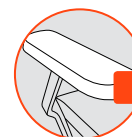
A31

Black Soft Touch Cantilever Conference Arm



A32

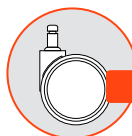
4-Way Adjustable Arm featuring Height and Width Adjustment



A33

Fixed Arm with Soft Polyurethane Pad For Guest Model Only

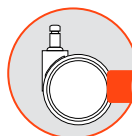
CASTER OPTIONS



C6

STD

Standard 65mm Hoodless Casters



C6S

\$35

65mm Hoodless Hard Floor Casters

LEATHER COLORS

BLACK L31	BROWN L32	SANSTONE L40	MOCHA L41	TAUPE L42	SADDLE L43
GRAY L44	NAVY L45	GREEN L46	BURGUNDY L47	WHITE L48	



cydia

organic design meets ergonomic excellence

GSA SIN # 711-19

- Task, Task Stool, Conference, and Lounge seating
- Choice of 3 frame colors and 11 mesh colors
- Warranted up to 250 lbs
- CAL TB 133 Fire Code approved



NEW

MID-SIZE - ALL MESH

MODEL	CONTROL	DESCRIPTION	MESH	ARM	MESH
3300	S3	MID-SIZE SWIVEL TILT CONTROL Use for a variety of general office seating, including private office and conference room seating.	M1	ARMLESS	M 565
			M1	A34	640
			M1	A35	665
			M3	ARMLESS	590
			M3	A34	665
			M3	A35	690
3300	K3	MID-SIZE KNEE TILT CONTROL Ultimate seating comfort suited for the executive or manager. Allows for full range of movement with sharp, simple look.	M1	ARMLESS	M 665
			M1	A34	740
			M1	A35	765
			M3	ARMLESS	690
			M3	A34	765
			M3	A35	790
3306	S3	10" TRAVEL HIGH STOOL SWIVEL TILT CONTROL Use for work surfaces up to 42 inches high.	M1	ARMLESS	M 700
			M1	A34	775
			M1	A35	800
			M3	ARMLESS	725
			M3	A34	800
			M3	A35	825
3308	S3	8" TRAVEL LOW STOOL SWIVEL TILT CONTROL Use for work surfaces up to 36 inches high.	M1	ARMLESS	M 700
			M1	A34	775
			M1	A35	800
			M3	ARMLESS	725
			M3	A34	800
			M3	A35	825

CREATING CYDIA MODEL NUMBER

MODEL NUMBER CONTROL ARMS FRAME COLOR UPHOLSTERY MESH COLOR CASTERS PACKAGING OPTIONS

3 3 0 - - A - - - A M - M - C 6 - - - -

* FOR ARMLESS CODE USE A00

PACKAGING NOTES

CODE	DESCRIPTION	LIST UPCHARGE
AB	ASSEMBLED IN BAG FOR WILL CALL	\$0
BAC	BACK ASSEMBLED IN CARTON	\$0


FEATURES

- Pneumatic Seat Height Adjustment
- Tilt Tension Control
- Seat and Back Tilt as a Unit
- Upright Position Tilt Lock

DIMENSIONS

WIDTH: 28.0
DEPTH: 27.5
HEIGHT: 34.0-36.75
SEAT WIDTH: 19.0
SEAT DEPTH: 16.0
SEAT HEIGHT: 16.5-21.0
BACK WIDTH: 18.0
BACK HEIGHT: 19.5
WEIGHT: 36.0 LB

ARM OPTIONS



A34
\$75

Molded Nylon Fixed Loop Arm



A35
\$100

6-way adjustable T-Arm, with soft touch PU caps

CASTER OPTIONS



C6
STD

Standard 65mm Hoodless Casters



C6S
\$35

65mm Hoodless Hard Floor Casters



G1
\$30

Stationary Base Glides for 5 Star Base

- Pneumatic Seat Height Adjustment
- Side Activated Tilt Tension Control
- Seat and Back Tilt as a unit
- 3 Locking Positions
- Forward Pitch Seat Lock
- Reduced Rise of Front of Seat
- Height Lumbar Adjustment

WIDTH: 28.0
DEPTH: 27.5
HEIGHT: 36.0-40.75
SEAT WIDTH: 19.0
SEAT DEPTH: 16.0
SEAT HEIGHT: 18.0-22.5
BACK WIDTH: 18.0
BACK HEIGHT: 19.5
WEIGHT: 43.0 LB

ADDITIONAL OPTIONS



LB
\$30

Adjustable Lumbar



BA10B
BA10P
BA10S
\$100

26" High Profile Black Powder Coated, Polished, or Silver Aluminum Base

- Pneumatic Seat Height Adjustment
- Tilt Tension Control
- Seat and Back Tilt as a Unit
- Upright Position Tilt Lock
- Knobless Height Adjustable Foot Ring

WIDTH: 28.0
DEPTH: 27.5
HEIGHT: 43.5-53.5
SEAT WIDTH: 19.0
SEAT DEPTH: 16.0
SEAT HEIGHT: 26.0-36.0
BACK WIDTH: 18.0
BACK HEIGHT: 19.5
WEIGHT: 42.0 LB

FRAME COLORS

BLACK BF	GRAY GF	WHITE WF
-------------	------------	-------------

MESH COLORS

BLACK M11	GRAY M12	SILVER M13	
GRAPHITE M31	SLATE M32	SNOW M33	SAGE M34
CARDINAL M35	ROYAL M36	TANGERINE M37	PLUM M38

- Pneumatic Seat Height Adjustment
- Tilt Tension Control
- Seat and Back Tilt as a Unit
- Upright Position Tilt Lock
- Knobless Height Adjustable Foot Ring

WIDTH: 28.0
DEPTH: 27.5
HEIGHT: 39.5-47.5
SEAT WIDTH: 19.0
SEAT DEPTH: 16.0
SEAT HEIGHT: 22.0-30.0
BACK WIDTH: 18.0
BACK HEIGHT: 19.5
WEIGHT: 41.0 LB



cydia

organic design meets ergonomic excellence

GSA SIN # 711-19

- Task, Task Stool, Conference, and Lounge seating
- Choice of 3 frame colors and 11 mesh colors
- Warranted up to 250 lbs
- CAL TB 133 Fire Code approved



NEW

FULL-SIZE - ALL MESH

MODEL	CONTROL	DESCRIPTION	MESH	ARM	MESH
3310	S3	<p>FULL-SIZE SWIVEL TILT CONTROL</p> <p>Use for a variety of general office seating, including private office and conference room seating.</p>	M1	ARMLESS	M 615
			M1	A34	690
			M1	A35	715
			M3	ARMLESS	650
			M3	A34	725
			M3	A35	750

3310	K3	<p>FULL-SIZE KNEE TILT CONTROL</p> <p>Ultimate seating comfort suited for the executive or manager. Allows for full range of movement with sharp, simple look.</p>	M1	ARMLESS	M 715
			M1	A34	790
			M1	A35	815
			M3	ARMLESS	750
			M3	A34	825
			M3	A35	850

CREATING CYDIA MODEL NUMBER

MODEL NUMBER CONTROL ARMS FRAME COLOR UPHOLSTERY MESH COLOR CASTERS PACKAGING OPTIONS

3 3 1 0 - [] [] - A [] [] - [] [] - A M - M [] [] - C 6 [] [] - [] [] [] - [] [] []

* FOR ARMLESS CODE USE A00

PACKAGING NOTES

CODE	DESCRIPTION	LIST UPCHARGE
AB	ASSEMBLED IN BAG FOR WILL CALL	\$0
BAC	BACK ASSEMBLED IN CARTON	\$0

FEATURES

- Pneumatic Seat Height Adjustment
- Tilt Tension Control
- Seat and Back Tilt as a Unit
- Upright Position Tilt Lock

DIMENSIONS

WIDTH: 28.0
DEPTH: 27.5
HEIGHT: 39.5-43.5
SEAT WIDTH: 19.0
SEAT DEPTH: 17.0
SEAT HEIGHT: 16.5-21.0
BACK WIDTH: 18.0
BACK HEIGHT: 23.375
WEIGHT: 39.0 LB

ARM OPTIONS



A34
\$75

Molded Nylon Fixed Loop Arm



A35
\$100

6-way adjustable T-Arm, with soft touch PU caps

CASTER OPTIONS



C6
STD

Standard 65mm Hoodless Casters



C6S
\$35

65mm Hoodless Hard Floor Casters



G1
\$30

Stationary Base Glides for 5 Star Base

- Pneumatic Seat Height Adjustment
- Side Activated Tilt Tension Control
- Seat and Back Tilt as a unit
- 3 Locking Positions
- Forward Pitch Seat Lock
- Reduced Rise of Front of Seat
- Height Lumbar Adjustment

WIDTH: 28.0
DEPTH: 27.5
HEIGHT: 41.5-45.5
SEAT WIDTH: 19.0
SEAT DEPTH: 17.0
SEAT HEIGHT: 18.0-22.5
BACK WIDTH: 18.0
BACK HEIGHT: 23.375
WEIGHT: 46.0 LB

ADDITIONAL OPTIONS



LB
\$30

Adjustable Lumbar



BA10B
BA10P
BA10S
\$100

26" High Profile Black Powder Coated, Polished, or Silver Aluminum Base

FRAME COLORS

BLACK BF	GRAY GF	WHITE WF	
-------------	------------	-------------	--

MESH COLORS

BLACK M11	GRAY M12	SILVER M13	
GRAPHITE M31	SLATE M32	SNOW M33	SAGE M34
CARDINAL M35	ROYAL M36	TANGERINE M37	PLUM M38



cydia

organic design meets ergonomic excellence

GSA SIN # 711-19

- Multi-Purpose Guest Seating
- Choice of 3 frame colors and 11 mesh colors
- Warranted up to 250 lbs
- CAL TB 133 Fire Code approved



NEW

GUEST - ALL MESH

MODEL	CONTROL	DESCRIPTION	MESH	ARM	MESH
3300	GT	<p>MID-SIZE GUEST</p> <p>Well suited for guest seating.</p>	<p>M1</p> <p>M3</p>	<p>SWA</p> <p>SWA</p>	<p>M</p> <p>465</p> <p>490</p> <p>SWA - STANDARD WITH ARMS</p>
3310	GT	<p>FULL-SIZE GUEST</p> <p>Well suited for guest seating.</p>	<p>M1</p> <p>M3</p>	<p>SWA</p> <p>SWA</p>	<p>M</p> <p>515</p> <p>550</p> <p>SWA - STANDARD WITH ARMS</p>



CREATING CYDIA MODEL NUMBER

MODEL NUMBER CONTROL FRAME COLOR UPHOLSTERY MESH COLOR PACKAGING OPTIONS

3 3 - - - A M - M - - -

PACKAGING NOTES

CODE	DESCRIPTION	LIST UPCHARGE
AB	ASSEMBLED IN BAG FOR WILL CALL	\$0
BAC	BACK ASSEMBLED IN CARTON	\$0

FEATURES

- Non-Marring Floor Glides
- Wall Saver Back Legs

DIMENSIONS

WIDTH: 23.75
DEPTH: 26.5
HEIGHT: 35.0
SEAT WIDTH: 19.0
SEAT DEPTH: 16.0
SEAT HEIGHT: 18.5
BACK WIDTH: 18.0
BACK HEIGHT: 19.5
WEIGHT: 25.0 LB

- Non-Marring Floor Glides
- Wall Saver Back Legs

WIDTH: 23.75
DEPTH: 26.5
HEIGHT: 39.0
SEAT WIDTH: 19.0
SEAT DEPTH: 17.0
SEAT HEIGHT: 18.5
BACK WIDTH: 18.0
BACK HEIGHT: 23.375
WEIGHT: 28.0 LB

ADDITIONAL OPTIONS



Adjustable Lumbar

FRAME COLORS

BLACK BF	GRAY GF	WHITE WF
-------------	------------	-------------

MESH COLORS

BLACK M11	GRAY M12	SILVER M13	
GRAPHITE M31	SLATE M32	SNOW M33	SAGE M34
CARDINAL M35	ROYAL M36	TANGERINE M37	PLUM M38

cydia

organic design meets ergonomic excellence



GSA SIN # 711-19



- Relaxed angle Guest Seating with Ottoman
- Choice of 3 frame colors and 11 mesh colors
- Polished aluminum base
- Self return base mount on both chair and ottoman
- Warranted up to 250 lbs
- CAL TB 133 Fire Code approved



NEW

LOUNGE & OTTOMAN - ALL MESH

MODEL	CONTROL	DESCRIPTION	MESH	ARM	MESH
3315	LG	FULL-SIZE LOUNGE Full scale lounge comfort with cool, breathable all mesh fabric at a reclining angle. Modern design addition to Lobby, Office or group areas	M1	ARMLESS	M 625
			M1	A34	700
			M3	ARMLESS	670
			M3	A34	745

3316	OT	OTTOMAN Ultimate comfort compliment to Lounge chair	M1		M 500
			M3		525

CREATING CYDIA MODEL NUMBER

MODEL NUMBER CONTROL ARMS FRAME COLOR UPHOLSTERY MESH COLOR PACKAGING OPTIONS

3 3 - A - A M - M - - -

* FOR ARMLESS CODE USE A00

PACKAGING NOTES

CODE	DESCRIPTION	LIST UPCHARGE
AB	ASSEMBLED IN BAG FOR WILL CALL	\$0
BAC	BACK ASSEMBLED IN CARTON	\$0

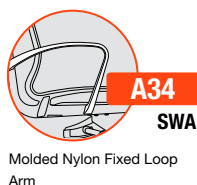
FEATURES

- Fixed Height
- Automatic Return-To-Center Swivel
- 18 Degree Fixed Seat Angle
- Polished Aluminum 4 Leg Base
- Easy Gliding, Non-Marring Feet
- Extra-Wide Scale
- Recycled/Recyclable Cast Aluminum Legs

DIMENSIONS

WIDTH: 25.5
DEPTH: 34.0
HEIGHT: 35.5
SEAT WIDTH: 20.0
SEAT DEPTH: 17.0
SEAT HEIGHT: 18.5
BACK WIDTH: 20.0
BACK HEIGHT: 18.5
WEIGHT: 32.0 LB

ARM OPTIONS



- Fixed Height
- Automatic Return-To-Center Swivel
- Easy Gliding, Non-Marring Feet
- Recycled/Recyclable Cast Aluminum Legs

WIDTH: 21.5
DEPTH: 21.5
HEIGHT: 18.0
WEIGHT: 13.0 LB

FRAME COLORS

BLACK BF	GRAY GF	WHITE WF	
-------------	------------	-------------	--

MESH COLORS

BLACK M11	GRAY M12	SILVER M13	
GRAPHITE M31	SLATE M32	SNOW M33	SAGE M34
CARDINAL M35	ROYAL M36	TANGERINE M37	PLUM M38



cydia

organic design meets ergonomic excellence

GSA SIN # 711-19

- Task, Task Stool, Conference, and Lounge seating
- Choice of 3 frame colors and 11 mesh colors
- Warranted up to 250 lbs
- CAL TB 133 Fire Code approved



NEW

MID-SIZE - UPHOLSTERED SEAT

MODEL	CONTROL	DESCRIPTION	MESH	ARM	MESH																																																	
3300	S3	MID-SIZE SWIVEL TILT CONTROL Use for a variety of general office seating, including private office and conference room seating.	M1	ARMLESS	<table border="1"> <thead> <tr> <th>A/COM</th> <th>B</th> <th>C</th> <th>D</th> <th>E</th> <th>F</th> <th>G</th> </tr> </thead> <tbody> <tr><td>715</td><td>750</td><td>770</td><td>805</td><td>840</td><td>880</td><td>925</td></tr> <tr><td>790</td><td>825</td><td>845</td><td>880</td><td>915</td><td>955</td><td>1000</td></tr> <tr><td>815</td><td>850</td><td>870</td><td>905</td><td>940</td><td>980</td><td>1025</td></tr> <tr><td>740</td><td>775</td><td>795</td><td>830</td><td>865</td><td>905</td><td>950</td></tr> <tr><td>815</td><td>850</td><td>870</td><td>905</td><td>940</td><td>980</td><td>1025</td></tr> <tr><td>840</td><td>875</td><td>895</td><td>930</td><td>965</td><td>1005</td><td>1050</td></tr> </tbody> </table>	A/COM	B	C	D	E	F	G	715	750	770	805	840	880	925	790	825	845	880	915	955	1000	815	850	870	905	940	980	1025	740	775	795	830	865	905	950	815	850	870	905	940	980	1025	840	875	895	930	965	1005	1050
			A/COM	B	C	D	E	F	G																																													
			715	750	770	805	840	880	925																																													
			790	825	845	880	915	955	1000																																													
			815	850	870	905	940	980	1025																																													
			740	775	795	830	865	905	950																																													
815	850	870	905	940	980	1025																																																
840	875	895	930	965	1005	1050																																																
M1	A34	715	750	770	805	840	880	925																																														
M1	A35	790	825	845	880	915	955	1000																																														
M3	ARMLESS	815	850	870	905	940	980	1025																																														
M3	A34	740	775	795	830	865	905	950																																														
M3	A35	815	850	870	905	940	980	1025																																														
3300	K3	MID-SIZE KNEE TILT CONTROL Ultimate seating comfort suited for the executive or manager. Allows for full range of movement with sharp, simple look.	M1	ARMLESS	<table border="1"> <thead> <tr> <th>A/COM</th> <th>B</th> <th>C</th> <th>D</th> <th>E</th> <th>F</th> <th>G</th> </tr> </thead> <tbody> <tr><td>815</td><td>850</td><td>870</td><td>905</td><td>940</td><td>980</td><td>1025</td></tr> <tr><td>890</td><td>925</td><td>945</td><td>980</td><td>1015</td><td>1055</td><td>1100</td></tr> <tr><td>915</td><td>950</td><td>970</td><td>1005</td><td>1040</td><td>1080</td><td>1125</td></tr> <tr><td>840</td><td>875</td><td>895</td><td>930</td><td>965</td><td>1005</td><td>1050</td></tr> <tr><td>915</td><td>950</td><td>970</td><td>1005</td><td>1040</td><td>1080</td><td>1125</td></tr> <tr><td>940</td><td>975</td><td>995</td><td>1030</td><td>1065</td><td>1105</td><td>1150</td></tr> </tbody> </table>	A/COM	B	C	D	E	F	G	815	850	870	905	940	980	1025	890	925	945	980	1015	1055	1100	915	950	970	1005	1040	1080	1125	840	875	895	930	965	1005	1050	915	950	970	1005	1040	1080	1125	940	975	995	1030	1065	1105	1150
			A/COM	B	C	D	E	F	G																																													
			815	850	870	905	940	980	1025																																													
			890	925	945	980	1015	1055	1100																																													
			915	950	970	1005	1040	1080	1125																																													
			840	875	895	930	965	1005	1050																																													
915	950	970	1005	1040	1080	1125																																																
940	975	995	1030	1065	1105	1150																																																
M1	A34	815	850	870	905	940	980	1025																																														
M1	A35	890	925	945	980	1015	1055	1100																																														
M3	ARMLESS	915	950	970	1005	1040	1080	1125																																														
M3	A34	840	875	895	930	965	1005	1050																																														
M3	A35	915	950	970	1005	1040	1080	1125																																														
3306	S3	10" TRAVEL HIGH STOOL SWIVEL TILT CONTROL Use for work surfaces up to 42 inches high.	M1	ARMLESS	<table border="1"> <thead> <tr> <th>A/COM</th> <th>B</th> <th>C</th> <th>D</th> <th>E</th> <th>F</th> <th>G</th> </tr> </thead> <tbody> <tr><td>850</td><td>885</td><td>905</td><td>940</td><td>975</td><td>1015</td><td>1060</td></tr> <tr><td>925</td><td>960</td><td>980</td><td>1015</td><td>1050</td><td>1090</td><td>1135</td></tr> <tr><td>950</td><td>985</td><td>1005</td><td>1040</td><td>1075</td><td>1115</td><td>1160</td></tr> <tr><td>875</td><td>910</td><td>930</td><td>965</td><td>1000</td><td>1040</td><td>1085</td></tr> <tr><td>950</td><td>985</td><td>1005</td><td>1040</td><td>1075</td><td>1115</td><td>1160</td></tr> <tr><td>975</td><td>1010</td><td>1030</td><td>1065</td><td>1100</td><td>1140</td><td>1185</td></tr> </tbody> </table>	A/COM	B	C	D	E	F	G	850	885	905	940	975	1015	1060	925	960	980	1015	1050	1090	1135	950	985	1005	1040	1075	1115	1160	875	910	930	965	1000	1040	1085	950	985	1005	1040	1075	1115	1160	975	1010	1030	1065	1100	1140	1185
			A/COM	B	C	D	E	F	G																																													
			850	885	905	940	975	1015	1060																																													
			925	960	980	1015	1050	1090	1135																																													
			950	985	1005	1040	1075	1115	1160																																													
			875	910	930	965	1000	1040	1085																																													
950	985	1005	1040	1075	1115	1160																																																
975	1010	1030	1065	1100	1140	1185																																																
M1	A34	850	885	905	940	975	1015	1060																																														
M1	A35	925	960	980	1015	1050	1090	1135																																														
M3	ARMLESS	950	985	1005	1040	1075	1115	1160																																														
M3	A34	875	910	930	965	1000	1040	1085																																														
M3	A35	950	985	1005	1040	1075	1115	1160																																														
3308	S3	8" TRAVEL LOW STOOL SWIVEL TILT CONTROL Use for work surfaces up to 36 inches high.	M1	ARMLESS	<table border="1"> <thead> <tr> <th>A/COM</th> <th>B</th> <th>C</th> <th>D</th> <th>E</th> <th>F</th> <th>G</th> </tr> </thead> <tbody> <tr><td>850</td><td>885</td><td>905</td><td>940</td><td>975</td><td>1015</td><td>1060</td></tr> <tr><td>925</td><td>960</td><td>980</td><td>1015</td><td>1050</td><td>1090</td><td>1135</td></tr> <tr><td>950</td><td>985</td><td>1005</td><td>1040</td><td>1075</td><td>1115</td><td>1160</td></tr> <tr><td>875</td><td>910</td><td>930</td><td>965</td><td>1000</td><td>1040</td><td>1085</td></tr> <tr><td>950</td><td>985</td><td>1005</td><td>1040</td><td>1075</td><td>1115</td><td>1160</td></tr> <tr><td>975</td><td>1010</td><td>1030</td><td>1065</td><td>1100</td><td>1140</td><td>1185</td></tr> </tbody> </table>	A/COM	B	C	D	E	F	G	850	885	905	940	975	1015	1060	925	960	980	1015	1050	1090	1135	950	985	1005	1040	1075	1115	1160	875	910	930	965	1000	1040	1085	950	985	1005	1040	1075	1115	1160	975	1010	1030	1065	1100	1140	1185
			A/COM	B	C	D	E	F	G																																													
			850	885	905	940	975	1015	1060																																													
			925	960	980	1015	1050	1090	1135																																													
			950	985	1005	1040	1075	1115	1160																																													
			875	910	930	965	1000	1040	1085																																													
950	985	1005	1040	1075	1115	1160																																																
975	1010	1030	1065	1100	1140	1185																																																
M1	A34	850	885	905	940	975	1015	1060																																														
M1	A35	925	960	980	1015	1050	1090	1135																																														
M3	ARMLESS	950	985	1005	1040	1075	1115	1160																																														
M3	A34	875	910	930	965	1000	1040	1085																																														
M3	A35	950	985	1005	1040	1075	1115	1160																																														

AVAILABLE JULY 2015

CREATING CYDIA MODEL NUMBER

MODEL NUMBER CONTROL ARMS FRAME COLOR UPHOLSTERY MESH COLOR GRADE CASTERS PACKAGING OPTIONS

3 3 0 - - A - - U S - M - - C 6 - - - -

* FOR ARMLESS CODE USE A00

PACKAGING NOTES

CODE	DESCRIPTION	LIST UPCHARGE
AB	ASSEMBLED IN BAG FOR WILL CALL	\$0
BAC	BACK ASSEMBLED IN CARTON	\$0


FEATURES

- Pneumatic Seat Height Adjustment
- Tilt Tension Control
- Seat and Back Tilt as a Unit
- Upright Position Tilt Lock

DIMENSIONS

WIDTH: 28.0
DEPTH: 27.5
HEIGHT: 34.0-36.75
SEAT WIDTH: 19.0
SEAT DEPTH: 16.0
SEAT HEIGHT: 16.5-21.0
BACK WIDTH: 18.0
BACK HEIGHT: 19.5
WEIGHT: 36.0 LB

ARM OPTIONS



A34
\$75

Molded Nylon Fixed Loop Arm



A35
\$100

6-way adjustable T-Arm, with soft touch PU caps

CASTER OPTIONS



C6
STD

Standard 65mm Hoodless Casters



C6S
\$35

65mm Hoodless Hard Floor Casters



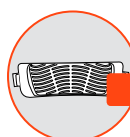
G1
\$30

Stationary Base Glides for 5 Star Base

- Pneumatic Seat Height Adjustment
- Side Activated Tilt Tension Control
- Seat and Back Tilt as a unit
- 3 Locking Positions
- Forward Pitch Seat Lock
- Reduced Rise of Front of Seat
- Height Lumbar Adjustment

WIDTH: 28.0
DEPTH: 27.5
HEIGHT: 36.0-40.75
SEAT WIDTH: 19.0
SEAT DEPTH: 16.0
SEAT HEIGHT: 18.0-22.5
BACK WIDTH: 18.0
BACK HEIGHT: 19.5
WEIGHT: 43.0 LB

ADDITIONAL OPTIONS



LB
\$30

Adjustable Lumbar



BA10B
BA10P
BA10S
\$100

26" High Profile Black Powder Coated, Polished, or Silver Aluminum Base

- Pneumatic Seat Height Adjustment
- Tilt Tension Control
- Seat and Back Tilt as a Unit
- Upright Position Tilt Lock
- Knobless Height Adjustable Foot Ring

WIDTH: 28.0
DEPTH: 27.5
HEIGHT: 43.5-53.5
SEAT WIDTH: 19.0
SEAT DEPTH: 16.0
SEAT HEIGHT: 26.0-36.0
BACK WIDTH: 18.0
BACK HEIGHT: 19.5
WEIGHT: 42.0 LB

FRAME COLORS

BLACK BF	GRAY GF	WHITE WF
-------------	------------	-------------

MESH COLORS

BLACK M11	GRAY M12	SILVER M13	
GRAPHITE M31	SLATE M32	SNOW M33	SAGE M34
CARDINAL M35	ROYAL M36	TANGERINE M37	PLUM M38

- Pneumatic Seat Height Adjustment
- Tilt Tension Control
- Seat and Back Tilt as a Unit
- Upright Position Tilt Lock
- Knobless Height Adjustable Foot Ring

WIDTH: 28.0
DEPTH: 27.5
HEIGHT: 39.5-47.5
SEAT WIDTH: 19.0
SEAT DEPTH: 16.0
SEAT HEIGHT: 22.0-30.0
BACK WIDTH: 18.0
BACK HEIGHT: 19.5
WEIGHT: 41.0 LB



cydia

organic design meets ergonomic excellence

GSA SIN # 711-19

- Task, Task Stool, Conference, and Lounge seating
- Choice of 3 frame colors and 11 mesh colors
- Warranted up to 250 lbs
- CAL TB 133 Fire Code approved



NEW

FULL-SIZE - UPHOLSTERED SEAT

MODEL	CONTROL	DESCRIPTION	MESH	ARM	MESH																																																	
3310	S3	FULL-SIZE SWIVEL TILT CONTROL Use for a variety of general office seating, including private office and conference room seating.	M1	ARMLESS	<table border="1"> <thead> <tr> <th>A/COM</th> <th>B</th> <th>C</th> <th>D</th> <th>E</th> <th>F</th> <th>G</th> </tr> </thead> <tbody> <tr> <td>765</td> <td>800</td> <td>820</td> <td>855</td> <td>890</td> <td>930</td> <td>975</td> </tr> <tr> <td>840</td> <td>875</td> <td>895</td> <td>930</td> <td>965</td> <td>1005</td> <td>1050</td> </tr> <tr> <td>865</td> <td>900</td> <td>920</td> <td>955</td> <td>990</td> <td>1030</td> <td>1075</td> </tr> <tr> <td>800</td> <td>835</td> <td>855</td> <td>890</td> <td>925</td> <td>965</td> <td>1010</td> </tr> <tr> <td>875</td> <td>910</td> <td>930</td> <td>965</td> <td>1000</td> <td>1040</td> <td>1085</td> </tr> <tr> <td>900</td> <td>935</td> <td>955</td> <td>990</td> <td>1025</td> <td>1065</td> <td>1110</td> </tr> </tbody> </table>	A/COM	B	C	D	E	F	G	765	800	820	855	890	930	975	840	875	895	930	965	1005	1050	865	900	920	955	990	1030	1075	800	835	855	890	925	965	1010	875	910	930	965	1000	1040	1085	900	935	955	990	1025	1065	1110
A/COM	B		C	D	E	F	G																																															
765	800		820	855	890	930	975																																															
840	875		895	930	965	1005	1050																																															
865	900		920	955	990	1030	1075																																															
800	835		855	890	925	965	1010																																															
875	910	930	965	1000	1040	1085																																																
900	935	955	990	1025	1065	1110																																																
		M1	A34																																																			
		M1	A35																																																			
		M3	ARMLESS																																																			
		M3	A34																																																			
		M3	A35																																																			

MODEL	CONTROL	DESCRIPTION	MESH	ARM	MESH																																																	
3310	K3	FULL-SIZE KNEE TILT CONTROL Ultimate seating comfort suited for the executive or manager. Allows for full range of movement with sharp, simple look.	M1	ARMLESS	<table border="1"> <thead> <tr> <th>A/COM</th> <th>B</th> <th>C</th> <th>D</th> <th>E</th> <th>F</th> <th>G</th> </tr> </thead> <tbody> <tr> <td>865</td> <td>900</td> <td>920</td> <td>955</td> <td>990</td> <td>1030</td> <td>1075</td> </tr> <tr> <td>940</td> <td>975</td> <td>995</td> <td>1030</td> <td>1065</td> <td>1105</td> <td>1150</td> </tr> <tr> <td>965</td> <td>1000</td> <td>1020</td> <td>1055</td> <td>1090</td> <td>1130</td> <td>1175</td> </tr> <tr> <td>900</td> <td>935</td> <td>955</td> <td>990</td> <td>1025</td> <td>1065</td> <td>1110</td> </tr> <tr> <td>975</td> <td>1010</td> <td>1030</td> <td>1065</td> <td>1100</td> <td>1140</td> <td>1185</td> </tr> <tr> <td>1000</td> <td>1035</td> <td>1055</td> <td>1090</td> <td>1125</td> <td>1165</td> <td>1210</td> </tr> </tbody> </table>	A/COM	B	C	D	E	F	G	865	900	920	955	990	1030	1075	940	975	995	1030	1065	1105	1150	965	1000	1020	1055	1090	1130	1175	900	935	955	990	1025	1065	1110	975	1010	1030	1065	1100	1140	1185	1000	1035	1055	1090	1125	1165	1210
A/COM	B		C	D	E	F	G																																															
865	900		920	955	990	1030	1075																																															
940	975		995	1030	1065	1105	1150																																															
965	1000		1020	1055	1090	1130	1175																																															
900	935		955	990	1025	1065	1110																																															
975	1010	1030	1065	1100	1140	1185																																																
1000	1035	1055	1090	1125	1165	1210																																																
		M1	A34																																																			
		M1	A35																																																			
		M3	ARMLESS																																																			
		M3	A34																																																			
		M3	A35																																																			

AVAILABLE JULY 2015



CREATING CYDIA MODEL NUMBER

MODEL NUMBER CONTROL ARMS FRAME COLOR UPHOLSTERY MESH COLOR GRADE CASTERS PACKAGING OPTIONS

3 3 1 0 - [] [] - A [] [] - [] [] - U S - M [] [] - [] - C 6 [] [] - [] [] [] - [] [] []

* FOR ARMLESS CODE USE A00

PACKAGING NOTES

CODE	DESCRIPTION	LIST UPCHARGE
AB	ASSEMBLED IN BAG FOR WILL CALL	\$0
BAC	BACK ASSEMBLED IN CARTON	\$0

FEATURES

- Pneumatic Seat Height Adjustment
- Tilt Tension Control
- Seat and Back Tilt as a Unit
- Upright Position Tilt Lock

DIMENSIONS

WIDTH: 28.0
DEPTH: 27.5
HEIGHT: 39.5-43.5
SEAT WIDTH: 19.0
SEAT DEPTH: 17.0
SEAT HEIGHT: 16.5-21.0
BACK WIDTH: 18.0
BACK HEIGHT: 23.375
WEIGHT: 39.0 LB

ARM OPTIONS

A34
\$75

Molded Nylon Fixed Loop Arm

A35
\$100

6-way adjustable T-Arm, with soft touch PU caps

CASTER OPTIONS

C6
STD

Standard 65mm Hoodless Casters

C6S
\$35

65mm Hoodless Hard Floor Casters

G1
\$30

Stationary Base Glides for 5 Star Base

- Pneumatic Seat Height Adjustment
- Side Activated Tilt Tension Control
- Seat and Back Tilt as a unit
- 3 Locking Positions
- Forward Pitch Seat Lock
- Reduced Rise of Front of Seat
- Height Lumbar Adjustment

WIDTH: 28.0
DEPTH: 27.5
HEIGHT: 41.5-45.5
SEAT WIDTH: 19.0
SEAT DEPTH: 17.0
SEAT HEIGHT: 18.0-22.5
BACK WIDTH: 18.0
BACK HEIGHT: 23.375
WEIGHT: 46.0 LB

ADDITIONAL OPTIONS

LB
\$30

Adjustable Lumbar

BA10B
BA10P
BA10S
\$100

26" High Profile Black Powder Coated, Polished, or Silver Aluminum Base

FRAME COLORS

BLACK BF	GRAY GF	WHITE WF
-------------	------------	-------------

MESH COLORS

BLACK M11	GRAY M12	SILVER M13	
GRAPHITE M31	SLATE M32	SNOW M33	SAGE M34
CARDINAL M35	ROYAL M36	TANGERINE M37	PLUM M38

cydia

organic design meets ergonomic excellence

GSA SIN # 711-19

- Multi-Purpose Guest Seating
- Choice of 3 frame colors and 11 mesh colors
- Warranted up to 250 lbs
- CAL TB 133 Fire Code approved



NEW

GUEST - UPHOLSTERED SEAT

MODEL	CONTROL	DESCRIPTION	MESH	ARM	MESH																																			
3300	GT	MID-SIZE GUEST Well suited for guest seating.	M1	SWA	<table border="1"> <thead> <tr> <th>A/COM</th> <th>B</th> <th>C</th> <th>D</th> <th>E</th> <th>F</th> <th>G</th> </tr> </thead> <tbody> <tr> <td>615</td> <td>650</td> <td>670</td> <td>705</td> <td>740</td> <td>780</td> <td>825</td> </tr> <tr> <td>665</td> <td>700</td> <td>720</td> <td>755</td> <td>790</td> <td>830</td> <td>875</td> </tr> <tr> <td></td> <td></td> <td></td> <td></td> <td></td> <td></td> <td></td> </tr> <tr> <td></td> <td></td> <td></td> <td></td> <td></td> <td></td> <td></td> </tr> </tbody> </table>	A/COM	B	C	D	E	F	G	615	650	670	705	740	780	825	665	700	720	755	790	830	875														
A/COM	B		C	D	E	F	G																																	
615	650		670	705	740	780	825																																	
665	700		720	755	790	830	875																																	
			M3	SWA																																				

SWA - STANDARD WITH ARMS

3310	GT	FULL-SIZE GUEST Well suited for guest seating.	M1	SWA	<table border="1"> <thead> <tr> <th>A/COM</th> <th>B</th> <th>C</th> <th>D</th> <th>E</th> <th>F</th> <th>G</th> </tr> </thead> <tbody> <tr> <td>640</td> <td>675</td> <td>695</td> <td>730</td> <td>765</td> <td>805</td> <td>850</td> </tr> <tr> <td>700</td> <td>735</td> <td>755</td> <td>790</td> <td>825</td> <td>865</td> <td>910</td> </tr> <tr> <td></td> <td></td> <td></td> <td></td> <td></td> <td></td> <td></td> </tr> <tr> <td></td> <td></td> <td></td> <td></td> <td></td> <td></td> <td></td> </tr> </tbody> </table>	A/COM	B	C	D	E	F	G	640	675	695	730	765	805	850	700	735	755	790	825	865	910														
A/COM	B		C	D	E	F	G																																	
640	675		695	730	765	805	850																																	
700	735		755	790	825	865	910																																	
			M3	SWA																																				

SWA - STANDARD WITH ARMS

AVAILABLE JULY 2015

CREATING CYDIA MODEL NUMBER

MODEL NUMBER		CONTROL		FRAME COLOR		UPHOLSTERY		MESH COLOR		GRADE	PACKAGING			OPTIONS		
3	3					U	S	M								

PACKAGING NOTES

CODE	DESCRIPTION	LIST UPCHARGE
AB	ASSEMBLED IN BAG FOR WILL CALL	\$0
BAC	BACK ASSEMBLED IN CARTON	\$0

FEATURES

- Non-Marring Floor Glides
- Wall Saver Back Legs

DIMENSIONS

WIDTH: 23.75
DEPTH: 26.5
HEIGHT: 35.0
SEAT WIDTH: 19.0
SEAT DEPTH: 16.0
SEAT HEIGHT: 18.5
BACK WIDTH: 18.0
BACK HEIGHT: 19.5
WEIGHT: 25.0 LB

- Non-Marring Floor Glides
- Wall Saver Back Legs

WIDTH: 23.75
DEPTH: 26.5
HEIGHT: 39.0
SEAT WIDTH: 19.0
SEAT DEPTH: 17.0
SEAT HEIGHT: 18.5
BACK WIDTH: 18.0
BACK HEIGHT: 23.375
WEIGHT: 28.0 LB

ADDITIONAL OPTIONS



Adjustable Lumbar

FRAME COLORS

BLACK BF	GRAY GF	WHITE WF	
-------------	------------	-------------	--

MESH COLORS

BLACK M11	GRAY M12	SILVER M13	
GRAPHITE M31	SLATE M32	SNOW M33	SAGE M34
CARDINAL M35	ROYAL M36	TANGERINE M37	PLUM M38



enduro

designed for 24/7 multi-shift use, Enduro holds strong

MID-BACK

GSA SIN # 711-18

- Task, stool, and conference seating
- Ratchet back height adjustment on M1 and Y2 models
- Warranted up to 350 lbs
- 24/7 Multi-shift use
- Cast aluminum base and heavy duty casters standard
- High impact plastic outer back cover standard
- CAL TB 133 Fire Code approved



MODEL	CONTROL	DESCRIPTION	ARM	FABRIC																																																								
1960	Y2	<p>MID-BACK HEAVY DUTY SYNCHRO TILT CONTROL</p> <p>Use for a variety of general office task seating, including private office and conference room seating.</p>	ARMLESS	<table border="1"> <thead> <tr> <th>A/COM</th> <th>B</th> <th>C</th> <th>D</th> <th>E</th> <th>F</th> <th>G</th> </tr> </thead> <tbody> <tr><td>685</td><td>715</td><td>735</td><td>765</td><td>800</td><td>840</td><td>880</td></tr> <tr><td>760</td><td>790</td><td>810</td><td>840</td><td>875</td><td>915</td><td>955</td></tr> <tr><td>780</td><td>810</td><td>830</td><td>860</td><td>895</td><td>935</td><td>975</td></tr> <tr><td>815</td><td>845</td><td>865</td><td>895</td><td>930</td><td>970</td><td>1010</td></tr> <tr><td>835</td><td>865</td><td>885</td><td>915</td><td>950</td><td>990</td><td>1030</td></tr> <tr><td>785</td><td>815</td><td>835</td><td>865</td><td>900</td><td>940</td><td>980</td></tr> <tr><td>885</td><td>915</td><td>935</td><td>965</td><td>1000</td><td>1040</td><td>1080</td></tr> </tbody> </table>	A/COM	B	C	D	E	F	G	685	715	735	765	800	840	880	760	790	810	840	875	915	955	780	810	830	860	895	935	975	815	845	865	895	930	970	1010	835	865	885	915	950	990	1030	785	815	835	865	900	940	980	885	915	935	965	1000	1040	1080
A/COM	B		C	D	E	F	G																																																					
685	715		735	765	800	840	880																																																					
760	790		810	840	875	915	955																																																					
780	810		830	860	895	935	975																																																					
815	845		865	895	930	970	1010																																																					
835	865		885	915	950	990	1030																																																					
785	815	835	865	900	940	980																																																						
885	915	935	965	1000	1040	1080																																																						
		A4	685	715	735	765	800	840	880																																																			
		A5	760	790	810	840	875	915	955																																																			
		A6	780	810	830	860	895	935	975																																																			
		A7	815	845	865	895	930	970	1010																																																			
		A16	835	865	885	915	950	990	1030																																																			
		A90	785	815	835	865	900	940	980																																																			
			885	915	935	965	1000	1040	1080																																																			
1960	M1	<p>MID-BACK MULTI-FUNCTION CONTROL</p> <p>Fully articulating seat and back for the highest level of ergonomic needs. Forward seat pitch adjustment from 0 to 6 degrees.</p>	ARMLESS	<table border="1"> <thead> <tr> <th>A/COM</th> <th>B</th> <th>C</th> <th>D</th> <th>E</th> <th>F</th> <th>G</th> </tr> </thead> <tbody> <tr><td>725</td><td>755</td><td>775</td><td>805</td><td>840</td><td>880</td><td>920</td></tr> <tr><td>800</td><td>830</td><td>850</td><td>880</td><td>915</td><td>955</td><td>995</td></tr> <tr><td>820</td><td>850</td><td>870</td><td>900</td><td>935</td><td>975</td><td>1015</td></tr> <tr><td>855</td><td>885</td><td>905</td><td>935</td><td>970</td><td>1010</td><td>1050</td></tr> <tr><td>875</td><td>905</td><td>925</td><td>955</td><td>990</td><td>1030</td><td>1070</td></tr> <tr><td>825</td><td>855</td><td>875</td><td>905</td><td>940</td><td>980</td><td>1020</td></tr> <tr><td>925</td><td>955</td><td>975</td><td>1005</td><td>1040</td><td>1080</td><td>1120</td></tr> </tbody> </table>	A/COM	B	C	D	E	F	G	725	755	775	805	840	880	920	800	830	850	880	915	955	995	820	850	870	900	935	975	1015	855	885	905	935	970	1010	1050	875	905	925	955	990	1030	1070	825	855	875	905	940	980	1020	925	955	975	1005	1040	1080	1120
A/COM	B		C	D	E	F	G																																																					
725	755		775	805	840	880	920																																																					
800	830		850	880	915	955	995																																																					
820	850		870	900	935	975	1015																																																					
855	885		905	935	970	1010	1050																																																					
875	905		925	955	990	1030	1070																																																					
825	855	875	905	940	980	1020																																																						
925	955	975	1005	1040	1080	1120																																																						
		A4	725	755	775	805	840	880	920																																																			
		A5	800	830	850	880	915	955	995																																																			
		A6	820	850	870	900	935	975	1015																																																			
		A7	855	885	905	935	970	1010	1050																																																			
		A16	875	905	925	955	990	1030	1070																																																			
		A90	825	855	875	905	940	980	1020																																																			
			925	955	975	1005	1040	1080	1120																																																			
1966	P1	<p>10" STOOL POSTURE BACK CONTROL</p> <p>Use for work surfaces up to 42 inches high.</p>	ARMLESS	<table border="1"> <thead> <tr> <th>A/COM</th> <th>B</th> <th>C</th> <th>D</th> <th>E</th> <th>F</th> <th>G</th> </tr> </thead> <tbody> <tr><td>785</td><td>815</td><td>835</td><td>865</td><td>900</td><td>940</td><td>980</td></tr> <tr><td>860</td><td>890</td><td>910</td><td>940</td><td>975</td><td>1015</td><td>1055</td></tr> <tr><td>880</td><td>910</td><td>930</td><td>960</td><td>995</td><td>1035</td><td>1075</td></tr> <tr><td>915</td><td>945</td><td>965</td><td>995</td><td>1030</td><td>1070</td><td>1110</td></tr> <tr><td>935</td><td>965</td><td>985</td><td>1015</td><td>1050</td><td>1090</td><td>1130</td></tr> <tr><td>885</td><td>915</td><td>935</td><td>965</td><td>1000</td><td>1040</td><td>1080</td></tr> <tr><td>985</td><td>1015</td><td>1035</td><td>1065</td><td>1100</td><td>1140</td><td>1180</td></tr> </tbody> </table>	A/COM	B	C	D	E	F	G	785	815	835	865	900	940	980	860	890	910	940	975	1015	1055	880	910	930	960	995	1035	1075	915	945	965	995	1030	1070	1110	935	965	985	1015	1050	1090	1130	885	915	935	965	1000	1040	1080	985	1015	1035	1065	1100	1140	1180
A/COM	B		C	D	E	F	G																																																					
785	815		835	865	900	940	980																																																					
860	890		910	940	975	1015	1055																																																					
880	910		930	960	995	1035	1075																																																					
915	945		965	995	1030	1070	1110																																																					
935	965		985	1015	1050	1090	1130																																																					
885	915	935	965	1000	1040	1080																																																						
985	1015	1035	1065	1100	1140	1180																																																						
		A4	785	815	835	865	900	940	980																																																			
		A5	860	890	910	940	975	1015	1055																																																			
		A6	880	910	930	960	995	1035	1075																																																			
		A7	915	945	965	995	1030	1070	1110																																																			
		A16	935	965	985	1015	1050	1090	1130																																																			
		A90	885	915	935	965	1000	1040	1080																																																			
			985	1015	1035	1065	1100	1140	1180																																																			
SS SEAT SLIDER - NOT AVAILABLE																																																												
1968	P1	<p>8" STOOL POSTURE BACK CONTROL</p> <p>Use for work surfaces up to 36 inches high.</p>	ARMLESS	<table border="1"> <thead> <tr> <th>A/COM</th> <th>B</th> <th>C</th> <th>D</th> <th>E</th> <th>F</th> <th>G</th> </tr> </thead> <tbody> <tr><td>785</td><td>815</td><td>835</td><td>865</td><td>900</td><td>940</td><td>980</td></tr> <tr><td>860</td><td>890</td><td>910</td><td>940</td><td>975</td><td>1015</td><td>1055</td></tr> <tr><td>880</td><td>910</td><td>930</td><td>960</td><td>995</td><td>1035</td><td>1075</td></tr> <tr><td>915</td><td>945</td><td>965</td><td>995</td><td>1030</td><td>1070</td><td>1110</td></tr> <tr><td>935</td><td>965</td><td>985</td><td>1015</td><td>1050</td><td>1090</td><td>1130</td></tr> <tr><td>885</td><td>915</td><td>935</td><td>965</td><td>1000</td><td>1040</td><td>1080</td></tr> <tr><td>985</td><td>1015</td><td>1035</td><td>1065</td><td>1100</td><td>1140</td><td>1180</td></tr> </tbody> </table>	A/COM	B	C	D	E	F	G	785	815	835	865	900	940	980	860	890	910	940	975	1015	1055	880	910	930	960	995	1035	1075	915	945	965	995	1030	1070	1110	935	965	985	1015	1050	1090	1130	885	915	935	965	1000	1040	1080	985	1015	1035	1065	1100	1140	1180
A/COM	B		C	D	E	F	G																																																					
785	815		835	865	900	940	980																																																					
860	890		910	940	975	1015	1055																																																					
880	910		930	960	995	1035	1075																																																					
915	945		965	995	1030	1070	1110																																																					
935	965		985	1015	1050	1090	1130																																																					
885	915	935	965	1000	1040	1080																																																						
985	1015	1035	1065	1100	1140	1180																																																						
		A4	785	815	835	865	900	940	980																																																			
		A5	860	890	910	940	975	1015	1055																																																			
		A6	880	910	930	960	995	1035	1075																																																			
		A7	915	945	965	995	1030	1070	1110																																																			
		A16	935	965	985	1015	1050	1090	1130																																																			
		A90	885	915	935	965	1000	1040	1080																																																			
			985	1015	1035	1065	1100	1140	1180																																																			
SS SEAT SLIDER - NOT AVAILABLE																																																												

CREATING ENDURO MODEL NUMBER

MODEL NUMBER CONTROL ARMS GRADE CASTERS PACKAGING OPTIONS

1 9 6 - - A - - C 4 - - - -

* FOR ARMLESS CODE USE A00

PACKAGING NOTES

CODE	DESCRIPTION	LIST UPCHARGE
AB	ASSEMBLED IN BAG FOR WILL CALL	\$0
PAC	PARTIALLY ASSEMBLED IN CARTON	\$0
BAC	BACK ASSEMBLED IN CARTON	\$40

FEATURES

- Pneumatic Seat Height Adjustment
- Side Tilt Tension Control
- Back and Seat Tilt in 2:1 ratio
- 4 Locking Positions
- Safety Tilt Release
- Ratchet Back Height Lumbar Adjustment

DIMENSIONS

WIDTH: 28.0
DEPTH: 25.5
HEIGHT: 36.0-43.5
SEAT WIDTH: 22.0
SEAT DEPTH: 20.0
SEAT HEIGHT: 18.0-22.5
BACK WIDTH: 20.0
BACK HEIGHT: 19.0-22.0
COM: 0.9 YDS
WEIGHT: 38.0 LB

- Pneumatic Seat Height Adjustment
- Tilt Tension Control
- Seat and Back Tilt as a Unit
- Floating Seat Position Tilt Lock
- Infinite Back Angle Adj w/ Free Float
- Seat Pivots from 0° to 6° Forward
- Ratchet Back Height Lumbar Adjustment

WIDTH: 28.0
DEPTH: 25.5
HEIGHT: 36.0-43.5
SEAT WIDTH: 22.0
SEAT DEPTH: 20.0
SEAT HEIGHT: 18.0-22.5
BACK WIDTH: 20.0
BACK HEIGHT: 19.0-22.0
COM: 0.9 YDS
WEIGHT: 39.5 LB

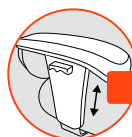
- Pneumatic Seat Height Adjustment
- Infinite back angle adjust with free float
- Ratchet Back Height Lumbar Adjustment
- Height Adjustable Foot Ring

WIDTH: 28.0
DEPTH: 25.5
HEIGHT: 43.0-56.5
SEAT WIDTH: 22.0
SEAT DEPTH: 20.0
SEAT HEIGHT: 25.5-35.5
BACK WIDTH: 20.0
BACK HEIGHT: 19.0-22.0
COM: 0.9 YDS
WEIGHT: 37.5 LB

- Pneumatic Seat Height Adjustment
- Infinite back angle adjust with free float
- Ratchet Back Height Lumbar Adjustment
- Height Adjustable Foot Ring

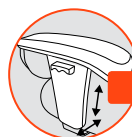
WIDTH: 28.0
DEPTH: 25.5
HEIGHT: 39.5-50.5
SEAT WIDTH: 22.0
SEAT DEPTH: 20.0
SEAT HEIGHT: 21.5-29.5
BACK WIDTH: 20.0
BACK HEIGHT: 19.0-22.0
COM: 0.9 YDS
WEIGHT: 36.5 LB

ARM OPTIONS



A4
\$75

2-way adjustable arm for height



A5
\$95

4-way adjustable arm for height and width



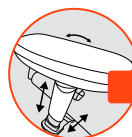
A16
\$100

Black Soft Touch Cantilever style C-Shaped Arm



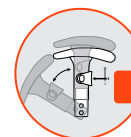
A6
\$130

6-way adjustable arm for height, pivots, and with Ura-Soft sliding arm pads



A7
\$85

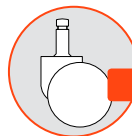
8-way adjustable arm for height, width, pivots, and with Ura-Soft sliding arm pads



A90
\$200

2-way height adjustable breakaway arm rotates back to allow easier fit under lower working surfaces

CASTER OPTIONS



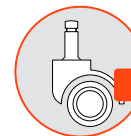
C4
STD

Standard 60mm Hoodless Casters



C1S
\$30

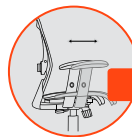
50mm Hooded Hard Floor Casters



C2S
\$35

50mm Hooded Self-Locking Hard Floor Casters

ADDITIONAL OPTIONS



SS
\$60

Seat Slider 2.5" Side Paddle Activated



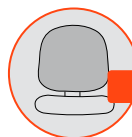
EF1
\$30

1" extra foam on seat




MF1
\$50

1" Visco elastic memory foam on seat



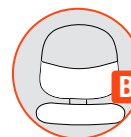
UB
\$100

Upholstered Outer Back Covered w/ Fabric



BNBP1
\$90

Ballistic Nylon Applied Over a Portion of the Lower Backrest Surface



BNBP2
\$180

Ballistic Nylon Applied Over a Portion of the Lower Backrest Surface and Full Seat



enduro

designed for 24/7 multi-shift use, Enduro holds strong

HIGH-BACK

GSA SIN # 711-18

- Task, stool, and conference seating
- Ratchet back height adjustment on M1 and Y2 models
- Warranted up to 350 lbs
- 24/7 Multi-shift use
- Cast aluminum base and heavy duty casters standard
- High impact plastic outer back cover standard
- CAL TB 133 Fire Code approved



MODEL	CONTROL	DESCRIPTION	ARM	FABRIC																																																								
1980	Y2	HIGH-BACK HEAVY DUTY SYNCHRO TILT CONTROL Use for a variety of general office task seating, including private office and conference room seating.	ARMLESS	<table border="1"> <thead> <tr> <th>A/COM</th> <th>B</th> <th>C</th> <th>D</th> <th>E</th> <th>F</th> <th>G</th> </tr> </thead> <tbody> <tr><td>710</td><td>745</td><td>765</td><td>800</td><td>840</td><td>880</td><td>925</td></tr> <tr><td>785</td><td>820</td><td>840</td><td>875</td><td>915</td><td>955</td><td>1000</td></tr> <tr><td>805</td><td>840</td><td>860</td><td>895</td><td>935</td><td>975</td><td>1020</td></tr> <tr><td>840</td><td>875</td><td>895</td><td>930</td><td>970</td><td>1010</td><td>1055</td></tr> <tr><td>860</td><td>895</td><td>915</td><td>950</td><td>990</td><td>1030</td><td>1075</td></tr> <tr><td>810</td><td>845</td><td>865</td><td>900</td><td>940</td><td>980</td><td>1025</td></tr> <tr><td>910</td><td>945</td><td>965</td><td>1000</td><td>1040</td><td>1080</td><td>1125</td></tr> </tbody> </table>	A/COM	B	C	D	E	F	G	710	745	765	800	840	880	925	785	820	840	875	915	955	1000	805	840	860	895	935	975	1020	840	875	895	930	970	1010	1055	860	895	915	950	990	1030	1075	810	845	865	900	940	980	1025	910	945	965	1000	1040	1080	1125
A/COM	B		C	D	E	F	G																																																					
710	745		765	800	840	880	925																																																					
785	820		840	875	915	955	1000																																																					
805	840		860	895	935	975	1020																																																					
840	875		895	930	970	1010	1055																																																					
860	895		915	950	990	1030	1075																																																					
810	845	865	900	940	980	1025																																																						
910	945	965	1000	1040	1080	1125																																																						
			A4																																																									
			A5																																																									
			A6																																																									
			A7																																																									
			A16																																																									
			A90																																																									

MODEL	CONTROL	DESCRIPTION	ARM	FABRIC																																																								
1980	M1	HIGH-BACK MULTI-FUNCTION CONTROL Fully articulating seat and back for the highest level of ergonomic needs. Forward seat pitch adjustment from 0 to 6 degrees.	ARMLESS	<table border="1"> <thead> <tr> <th>A/COM</th> <th>B</th> <th>C</th> <th>D</th> <th>E</th> <th>F</th> <th>G</th> </tr> </thead> <tbody> <tr><td>750</td><td>785</td><td>805</td><td>840</td><td>880</td><td>920</td><td>965</td></tr> <tr><td>825</td><td>860</td><td>880</td><td>915</td><td>955</td><td>995</td><td>1040</td></tr> <tr><td>845</td><td>880</td><td>900</td><td>935</td><td>975</td><td>1015</td><td>1060</td></tr> <tr><td>880</td><td>915</td><td>935</td><td>970</td><td>1010</td><td>1050</td><td>1095</td></tr> <tr><td>900</td><td>935</td><td>955</td><td>990</td><td>1030</td><td>1070</td><td>1115</td></tr> <tr><td>850</td><td>885</td><td>905</td><td>940</td><td>980</td><td>1020</td><td>1065</td></tr> <tr><td>950</td><td>985</td><td>1005</td><td>1040</td><td>1080</td><td>1120</td><td>1165</td></tr> </tbody> </table>	A/COM	B	C	D	E	F	G	750	785	805	840	880	920	965	825	860	880	915	955	995	1040	845	880	900	935	975	1015	1060	880	915	935	970	1010	1050	1095	900	935	955	990	1030	1070	1115	850	885	905	940	980	1020	1065	950	985	1005	1040	1080	1120	1165
A/COM	B		C	D	E	F	G																																																					
750	785		805	840	880	920	965																																																					
825	860		880	915	955	995	1040																																																					
845	880		900	935	975	1015	1060																																																					
880	915		935	970	1010	1050	1095																																																					
900	935		955	990	1030	1070	1115																																																					
850	885	905	940	980	1020	1065																																																						
950	985	1005	1040	1080	1120	1165																																																						
			A4																																																									
			A5																																																									
			A6																																																									
			A7																																																									
			A16																																																									
			A90																																																									

CREATING ENDURO MODEL NUMBER

MODEL NUMBER CONTROL ARMS GRADE CASTERS PACKAGING OPTIONS

1 9 8 0 - [] [] - A [] [] - [] [] - C 4 [] [] - [] [] [] []

* FOR ARMLESS CODE USE A00

PACKAGING NOTES

CODE	DESCRIPTION	LIST UPCHARGE
AB	ASSEMBLED IN BAG FOR WILL CALL	\$0
PAC	PARTIALLY ASSEMBLED IN CARTON	\$0
BAC	BACK ASSEMBLED IN CARTON	\$40

FEATURES

- Pneumatic Seat Height Adjustment
- Side Tilt Tension Control
- Back and Seat Tilt in 2:1 ratio
- 4 Locking Positions
- Safety Tilt Release
- Ratchet Back Height Lumbar Adjustment

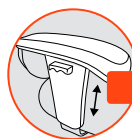
DIMENSIONS

WIDTH: 28.0
DEPTH: 25.5
HEIGHT: 40.0-47.5
SEAT WIDTH: 22.0
SEAT DEPTH: 20.0
SEAT HEIGHT: 18.0-22.5
BACK WIDTH: 20.0
BACK HEIGHT: 23.0-26.0
COM: 1.0 YDS
WEIGHT: 39.0 LB

- Pneumatic Seat Height Adjustment
- Tilt Tension Control
- Seat and Back Tilt as a Unit
- Floating Seat Position Tilt Lock
- Infinite Back Angle Adj w/ Free Float
- Seat Pivots from 0° to 6° Forward
- Ratchet Back Height Lumbar Adjustment

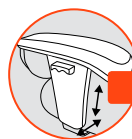
WIDTH: 28.0
DEPTH: 25.5
HEIGHT: 40.0-47.5
SEAT WIDTH: 22.0
SEAT DEPTH: 20.0
SEAT HEIGHT: 18.0-22.5
BACK WIDTH: 20.0
BACK HEIGHT: 23.0-26.0
COM: 1.0 YDS
WEIGHT: 41.0 LB

ARM OPTIONS



A4
\$75

2-way adjustable arm for height



A5
\$95

4-way adjustable arm for height and width



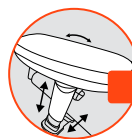
A16
\$100

Black Soft Touch Cantilever style C-Shaped Arm



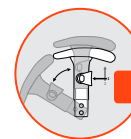
A6
\$130

6-way adjustable arm for height, pivots, and with Ura-Soft sliding arm pads



A7
\$85

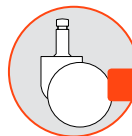
8-way adjustable arm for height, width, pivots, and with Ura-Soft sliding arm pads



A90
\$200

2-way height adjustable breakaway arm rotates back to allow easier fit under lower working surfaces

CASTER OPTIONS



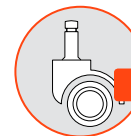
C4
STD

Standard 60mm Hoodless Casters



C1S
\$30

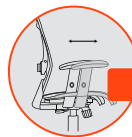
50mm Hooded Hard Floor Casters



C2S
\$35

50mm Hooded Self-Locking Hard Floor Casters

ADDITIONAL OPTIONS



SS
\$60

Seat Slider 2.5" Side Paddle Activated



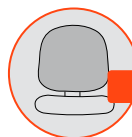
EF1
\$30

1" extra foam on seat



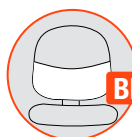
MF1
\$50

1" Visco elastic memory foam on seat



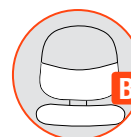
UB
\$100

Upholstered Outer Back Covered w/ Fabric



BNBP1
\$90

Ballistic Nylon Applied Over a Portion of the Lower Backrest Surface



BNBP2
\$180

Ballistic Nylon Applied Over a Portion of the Lower Backrest Surface and Full Seat



indy

flex back movement yields superior comfort

GSA SIN # 711-19

- High density, multipurpose stacker
- Seat and back styles include: all plastic, upholstered seat w/ plastic back or fully upholstered seat and back
- Flex back provides 15 degrees of movement
- 11 plastic colors, 2 frame finishes
- Warranted up to 250 lbs



ALL PLASTIC - AP

MODEL	CONTROL	DESCRIPTION	FRAME COLOR	PLASTIC
1010	GT	<p>GUEST STACKING</p> <p>Armless sled shape frame with plastic back and plastic seat.</p>	BF CF	P 205 220
1020	GT	<p>GUEST STACKING</p> <p>Standard with armrests. Sled shape frame with plastic back and plastic seat.</p>	BF CF	P 250 265

CREATING INDY MODEL NUMBER

MODEL NUMBER CONTROL FRAME COLOR UPHOLSTERY PLASTIC COLOR GRADE PACKAGING OPTIONS

1 0 - G T - F - A P - P - - - - -

PACKAGING NOTES

CODE	DESCRIPTION	LIST UPCHARGE
AB	ASSEMBLED IN BAG FOR WILL CALL	\$0
AC	ASSEMBLED IN CARTON	\$0

INDY CHAIRS SHIP UP TO 5 PER CARTON

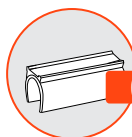
FEATURES

- 15 Degrees of Flex in Back
- Non-Marring Floor Glides
- Stacks 9 High on Floor
- Stacks 33 High on Optional Dolly Maintaining Clearance Under an 80" Doorway

DIMENSIONS

WIDTH: 22.0
DEPTH: 21.5
HEIGHT: 33.0
SEAT WIDTH: 18.0
SEAT DEPTH: 17.5
SEAT HEIGHT: 18.0
BACK WIDTH: 17.0
BACK HEIGHT: 16.0
COM: N/A
WEIGHT: 14.0 LB

ADDITIONAL OPTIONS



G12
\$25

Clear Non-Marring Floor Glides



G13
\$30

Clear Non-Marring Felt Covered Floor Glides

- 15 Degrees of Flex in Back
- Non-Marring Floor Glides
- Stacks 9 High on Floor
- Stacks 33 High on Optional Dolly Maintaining Clearance Under an 80" Doorway
- Plastic Armrests Covers Match Plastic Shell Color

WIDTH: 22.0
DEPTH: 21.5
HEIGHT: 33.0
SEAT WIDTH: 18.0
SEAT DEPTH: 17.5
SEAT HEIGHT: 18.0
BACK WIDTH: 17.0
BACK HEIGHT: 16.0
COM: N/A
WEIGHT: 15.0 LB

ACCESSORIES



DL2
\$230

Stacking Dolly
Stack Chair 33 High in 8" Doorway



GC5
\$20

Ganging Clip - 4 per set
Armless-to-Armless or Arm-to-Arm, 2" Between Chairs When Ganged

PLASTIC COLORS

BLACK SWAN P01	CLASSIC BURGUNDY P02	CORAL RED P03	SUNBONNET YELLOW P04
WHITE WHISPER P05	BOULDER GRAY P06	DOVER SKY P07	ESSEX BLUE P08
PALE WATER GREEN P09	CINNABAR ORANGE P10	FEDERAL BLUE P11	

FRAME COLORS

CODE	DESCRIPTION
BF	BLACK
CF	CHROME

Indy



indy

flex back movement yields superior comfort

GSA SIN # 711-19

- High density, multipurpose stacker
- Seat and back styles include: all plastic, upholstered seat w/ plastic back or fully upholstered seat and back
- Flex back provides 15 degrees of movement
- 11 plastic colors, 2 frame finishes
- Warranted up to 250 lbs



UPHOLSTERED SEAT - US

MODEL	CONTROL	DESCRIPTION	FRAME COLOR	PLASTIC								
				A/COM	B	C	D	E	F	G		
1010	GT	GUEST STACKING Armless sled shape frame with plastic back and upholstered seat	BF	265	290	305	330	355	385	415		
			CF	280	305	320	345	370	400	430		
1020	GT	GUEST STACKING Standard with armrests. Sled shape frame with plastic back and upholstered seat	BF	310	335	350	375	400	430	460		
			CF	325	350	365	390	415	445	475		



CREATING INDY MODEL NUMBER

MODEL NUMBER	CONTROL	FRAME COLOR	UPHOLSTERY	PLASTIC COLOR	GRADE	PACKAGING	OPTIONS
10	GT	F	US	P			

PACKAGING NOTES

CODE	DESCRIPTION	LIST UPCHARGE
AB	ASSEMBLED IN BAG FOR WILL CALL	\$0
AC	ASSEMBLED IN CARTON	\$0

INDY CHAIRS SHIP UP TO 4 PER CARTON

NOTE: Due to the nature of vinyl upholstery, stacking may cause impressions on the seat. 9to5 Seating does not warrant the effects of the stacking on vinyl upholstery.

FEATURES

- 15 Degrees of Flex in Back
- Non-Marring Floor Glides
- Stacks 9 High on Floor
- Stacks 33 High on Optional Dolly Maintaining Clearance Under an 80" Doorway

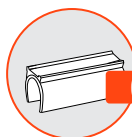
DIMENSIONS

WIDTH: 22.0
DEPTH: 21.5
HEIGHT: 33.0
SEAT WIDTH: 18.0
SEAT DEPTH: 17.5
SEAT HEIGHT: 18.0
BACK WIDTH: 17.0
BACK HEIGHT: 16.0
COM: 0.7 YD
WEIGHT: 19.0 LB

- 15 Degrees of Flex in Back
- Non-Marring Floor Glides
- Stacks 9 High on Floor
- Stacks 33 High on Optional Dolly Maintaining Clearance Under an 80" Doorway
- Plastic Armrests Covers Match Plastic Shell Color

WIDTH: 22.0
DEPTH: 21.5
HEIGHT: 33.0
SEAT WIDTH: 18.0
SEAT DEPTH: 17.5
SEAT HEIGHT: 18.0
BACK WIDTH: 17.0
BACK HEIGHT: 16.0
COM: 0.7 YD
WEIGHT: 20.0 LB

ADDITIONAL OPTIONS



G12
\$25

Clear Non-Marring Floor Glides



G13
\$30

Clear Non-Marring Felt Covered Floor Glides

ACCESSORIES



DL2
\$230

Stacking Dolly
Stack Chair 33 High in 8" Doorway



GC5
\$20

Ganging Clip - 4 per set
Armless-to-Armless or Arm-to-Arm, 2" Between Chairs When Ganged

PLASTIC COLORS

BLACK SWAN P01	CLASSIC BURGUNDY P02	CORAL RED P03	SUNBONNET YELLOW P04
WHITE WHISPER P05	BOULDER GRAY P06	DOVER SKY P07	ESSEX BLUE P08
PALE WATER GREEN P09	CINNABAR ORANGE P10	FEDERAL BLUE P11	

FRAME COLORS

CODE	DESCRIPTION
BF	BLACK
CF	CHROME

indy

flex back movement yields superior comfort

GSA SIN # 711-19

- High density, multipurpose stacker
- Seat and back styles include: all plastic, upholstered seat w/ plastic back or fully upholstered seat and back
- Flex back provides 15 degrees of movement
- 11 plastic colors, 2 frame finishes
- Warranted up to 250 lbs



FULLY UPHOLSTERED - UP

MODEL	CONTROL	DESCRIPTION	FRAME COLOR	PLASTIC								
				A/COM	B	C	D	E	F	G		
1010	GT	GUEST STACKING Armless sled shape frame with upholstered back and seat.	BF	315	340	360	385	415	450	485		
			CF	330	355	375	400	430	465	500		
1020	GT	GUEST STACKING Standard with armrests. Sled shape frame with upholstered back and seat.	BF	360	385	405	430	460	495	530		
			CF	375	400	420	445	475	510	545		

CREATING INDY MODEL NUMBER

MODEL NUMBER CONTROL FRAME COLOR UPHOLSTERY PLASTIC COLOR GRADE PACKAGING OPTIONS

1 0 - G T - F - U P - P - - - - -

PACKAGING NOTES

CODE	DESCRIPTION	LIST UPCHARGE
AB	ASSEMBLED IN BAG FOR WILL CALL	\$0
AC	ASSEMBLED IN CARTON	\$0

INDY CHAIRS SHIP UP TO 4 PER CARTON

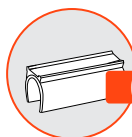
FEATURES

- 15 Degrees of Flex in Back
- Non-Marring Floor Glides
- Stacks 9 High on Floor
- Stacks 33 High on Optional Dolly Maintaining Clearance Under an 80" Doorway

DIMENSIONS

WIDTH: 22.0
DEPTH: 21.5
HEIGHT: 33.0
SEAT WIDTH: 18.0
SEAT DEPTH: 17.5
SEAT HEIGHT: 18.0
BACK WIDTH: 17.0
BACK HEIGHT: 16.0
COM: 0.8 YD
WEIGHT: 19.0 LB

ADDITIONAL OPTIONS



G12
\$25

Clear Non-Marring Floor Glides



G13
\$30

Clear Non-Marring Felt Covered Floor Glides

- 15 Degrees of Flex in Back
- Non-Marring Floor Glides
- Stacks 9 High on Floor
- Stacks 33 High on Optional Dolly Maintaining Clearance Under an 80" Doorway
- Plastic Armrests Covers Match Plastic Shell Color

WIDTH: 22.0
DEPTH: 21.5
HEIGHT: 33.0
SEAT WIDTH: 18.0
SEAT DEPTH: 17.5
SEAT HEIGHT: 18.0
BACK WIDTH: 17.0
BACK HEIGHT: 16.0
COM: 0.8 YD
WEIGHT: 20.0 LB

ACCESSORIES



DL2
\$230

Stacking Dolly
Stack Chair 33 High in 8" Doorway



GC5
\$20

Ganging Clip - 4 per set
Armless-to-Armless or Arm-to-Arm, 2" Between Chairs When Ganged

PLASTIC COLORS

BLACK SWAN P01	CLASSIC BURGUNDY P02	CORAL RED P03	SUNBONNET YELLOW P04
WHITE WHISPER P05	BOULDER GRAY P06	DOVER SKY P07	ESSEX BLUE P08
PALE WATER GREEN P09	CINNABAR ORANGE P10	FEDERAL BLUE P11	

FRAME COLORS

CODE	DESCRIPTION
BF	BLACK
CF	CHROME

Indy



kelley

nothing stacks up to kelley

GSA SIN # 711-19 pending

- High density, multipurpose stacker
- 11 plastic colors
- Warranted up to 250 lbs



NEW

ALL PLASTIC - AP

AVAILABLE OCTOBER 2015

MODEL	CONTROL	DESCRIPTION	FRAME COLOR	PLASTIC
1060	GT	<p>GUEST STACKING</p> <p>Armless sled shape frame with plastic back and plastic seat.</p>	CF	<p>P</p> <p>160</p>
1070	GT	<p>GUEST STACKING</p> <p>Standard with armrests. Sled shape frame with plastic back and plastic seat.</p>	CF	<p>P</p> <p>205</p>
1060	GT	<p>STOOL</p> <p>Armless sled shape frame with plastic back and plastic seat.</p>	CF	<p>P</p> <p>310</p>
1070	GT	<p>STOOL WITH ARMS</p> <p>Standard with armrests. Sled shape frame with plastic back and plastic seat.</p>	CF	<p>P</p> <p>355</p>

CREATING KELLEY MODEL NUMBER

MODEL NUMBER	CONTROL	FRAME COLOR	UPHOLSTERY	PLASTIC COLOR	GRADE	PACKAGING	OPTIONS
10	GT	F	A	P	P		

PACKAGING NOTES

CODE	DESCRIPTION	LIST UPCHARGE
AB	ASSEMBLED IN BAG FOR WILL CALL	\$0
AC	ASSEMBLED IN CARTON	\$0

KELLEY CHAIRS SHIP UP TO 5 PER CARTON

FEATURES

- Non-Marring Floor Glides
- Stacks 9 High on Floor
- Stacks 33 High on Optional Dolly Maintaining Clearance Under an 80" Doorway

DIMENSIONS

WIDTH: 23.0
DEPTH: 21.0
HEIGHT: 31.0
SEAT WIDTH: 18.0
SEAT DEPTH: 16.5
SEAT HEIGHT: 18.0
BACK WIDTH: 18.0
BACK HEIGHT: 14.5
COM: N/A
WEIGHT: 15.0 LB

- Non-Marring Floor Glides
- Stacks 9 High on Floor
- Stacks 33 High on Optional Dolly Maintaining Clearance Under an 80" Doorway
- Plastic Armrests Covers Match Plastic Shell Color

WIDTH: 24.0
DEPTH: 21.0
HEIGHT: 31.0
SEAT WIDTH: 18.0
SEAT DEPTH: 16.5
SEAT HEIGHT: 18.0
BACK WIDTH: 18.0
BACK HEIGHT: 14.5
COM: N/A
WEIGHT: 17.0 LB

- Non-Marring Floor Glides

WIDTH: 23.0
DEPTH: 21.0
HEIGHT: 42.5
SEAT WIDTH: 18.0
SEAT DEPTH: 16.5
SEAT HEIGHT: 29.5
BACK WIDTH: 18.0
BACK HEIGHT: 14.5
COM: N/A
WEIGHT: 15.0 LB

- Non-Marring Floor Glides
- Plastic Armrests Covers Match Plastic Shell Color

WIDTH: 22.0
DEPTH: 21.5
HEIGHT: 42.5
SEAT WIDTH: 18.0
SEAT DEPTH: 17.5
SEAT HEIGHT: 29.5
BACK WIDTH: 17.0
BACK HEIGHT: 16.0
COM: N/A
WEIGHT: 15.0 LB

PLASTIC COLORS

BLACK SWAN P01	CLASSIC BURGUNDY P02	CORAL RED P03	SUNBONNET YELLOW P04
WHITE WHISPER P05	BOULDER GRAY P06	DOVER SKY P07	ESSEX BLUE P08
PALE WATER GREEN P09	CINNABAR ORANGE P10	FEDERAL BLUE P11	

FRAME COLORS

CODE	DESCRIPTION
CF	CHROME

kelley



link

transitional style with limitless possibilities

GSA SIN # 711-18

- Back styles include: all plastic, upholstered, or mesh back
- 3" Molded foam seat
- Choice of 2 frame finishes
- Wall Saver Legs on Model 1410
- Warranted up to 300 lbs
- CAL TB 133 Fire Code approved



MESH BACK - MB

MODEL	CONTROL	DESCRIPTION	ARM	FABRIC																																								
1410	GT	GUEST SIDE CHAIR Mesh back with upholstered seat.	ARMLESS	<table border="1"> <thead> <tr> <th>A/COM</th> <th>B</th> <th>C</th> <th>D</th> <th>E</th> <th>F</th> <th>G</th> <th>L3/COL</th> <th>L4</th> <th>L5</th> </tr> </thead> <tbody> <tr> <td>375</td> <td>410</td> <td>435</td> <td>470</td> <td>510</td> <td>555</td> <td>605</td> <td>475</td> <td>515</td> <td>555</td> </tr> <tr> <td>430</td> <td>465</td> <td>490</td> <td>525</td> <td>565</td> <td>610</td> <td>660</td> <td>530</td> <td>570</td> <td>610</td> </tr> <tr> <td>430</td> <td>465</td> <td>490</td> <td>525</td> <td>565</td> <td>610</td> <td>660</td> <td>530</td> <td>570</td> <td>610</td> </tr> </tbody> </table>	A/COM	B	C	D	E	F	G	L3/COL	L4	L5	375	410	435	470	510	555	605	475	515	555	430	465	490	525	565	610	660	530	570	610	430	465	490	525	565	610	660	530	570	610
A/COM	B		C	D	E	F	G	L3/COL	L4	L5																																		
375	410		435	470	510	555	605	475	515	555																																		
430	465		490	525	565	610	660	530	570	610																																		
430	465	490	525	565	610	660	530	570	610																																			

MODEL	CONTROL	DESCRIPTION	ARM	FABRIC																																								
1415	GT	GUEST SIDE CHAIR WITH CASTERS Mesh back with upholstered seat.	ARMLESS	<table border="1"> <thead> <tr> <th>A/COM</th> <th>B</th> <th>C</th> <th>D</th> <th>E</th> <th>F</th> <th>G</th> <th>L3/COL</th> <th>L4</th> <th>L5</th> </tr> </thead> <tbody> <tr> <td>420</td> <td>455</td> <td>480</td> <td>515</td> <td>555</td> <td>600</td> <td>650</td> <td>520</td> <td>560</td> <td>600</td> </tr> <tr> <td>475</td> <td>510</td> <td>535</td> <td>570</td> <td>610</td> <td>655</td> <td>705</td> <td>575</td> <td>615</td> <td>655</td> </tr> <tr> <td>475</td> <td>510</td> <td>535</td> <td>570</td> <td>610</td> <td>655</td> <td>705</td> <td>575</td> <td>615</td> <td>655</td> </tr> </tbody> </table>	A/COM	B	C	D	E	F	G	L3/COL	L4	L5	420	455	480	515	555	600	650	520	560	600	475	510	535	570	610	655	705	575	615	655	475	510	535	570	610	655	705	575	615	655
A/COM	B		C	D	E	F	G	L3/COL	L4	L5																																		
420	455		480	515	555	600	650	520	560	600																																		
475	510		535	570	610	655	705	575	615	655																																		
475	510	535	570	610	655	705	575	615	655																																			

CREATING LINK MODEL NUMBER

MODEL NUMBER CONTROL ARMS FRAME COLOR BACK TYPE MESH COLOR GRADE CASTERS PACKAGING

1 4 1 - G T - A - - F - M B - M - - - - - - - -

* FOR ARMLESS CODE USE A00

* ONLY SELECT CASTER CODE FOR MODEL 1415

PACKAGING NOTES

CODE	DESCRIPTION	LIST UPCHARGE
AB	ASSEMBLED IN BAG FOR WILL CALL	\$0
AC	ASSEMBLED IN CARTON	\$0

LINK MESH BACK SIDE CHAIRS SHIP UP TO 3 PER CARTON

NOTE: Due to the nature of vinyl upholstery, stacking may cause impressions on the seat. 9to5 Seating does not warrant the effects of the stacking on vinyl upholstery.

FEATURES

- Non-Marring Floor Glides
- 3" Molded Foam Seat
- Stack 4 High on Floor
- Stacks 4 High on Optional Dolly
- Wall Saver Back Legs Model 1410

DIMENSIONS

WIDTH: 25.5
DEPTH: 24.0
HEIGHT: 32.0
SEAT WIDTH: 20.0
SEAT DEPTH: 18.0
SEAT HEIGHT: 17.5
BACK WIDTH: 18.0
BACK HEIGHT: 16.0
COM: 1.1 YD
COL: 11.0 SQ FT
WEIGHT: 21.0 LB

- 50mm Hoodless Casters
- 3" Molded Foam Seat
- Stack 4 High on Floor
- Stacks 4 High on Optional Dolly

WIDTH: 25.5
DEPTH: 24.0
HEIGHT: 32.0
SEAT WIDTH: 20.0
SEAT DEPTH: 18.0
SEAT HEIGHT: 17.5
BACK WIDTH: 18.0
BACK HEIGHT: 16.0
COM: 1.1 YD
COL: 11.0 SQ FT
WEIGHT: 21.0 LB

ARM OPTIONS



A15B
\$55

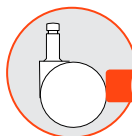
Soft Touch Polyurethane
Arms - Black Color



A15G
\$55

Soft Touch Polyurethane
Arms - Gray Color

CASTER OPTIONS



C12
STD

Standard
50mm Hoodless
Casters

ACCESSORIES



DL1
\$230

Stacking Dolly
Stack Chair 4 High

FRAME COLORS

CODE	DESCRIPTION
BF	BLACK
SF	SILVER

MESH COLORS

CODE	DESCRIPTION
M11	BLACK
M12	GRAY
M13	SILVER

CAUTION: Careless stacking of chairs may scratch and damage frames. 9to5 Seating does not warrant scratched frames of side chairs.



link

transitional style with limitless possibilities

GSA SIN # 711-18

- Back styles include: all plastic, upholstered, or mesh back
- 3" Molded foam seat
- Choice of 2 frame finishes
- Wall Saver Legs on Model 1410
- Warranted up to 300 lbs
- CAL TB 133 Fire Code approved



PLASTIC BACK - PB

MODEL	CONTROL	DESCRIPTION	ARM	FABRIC									
				A/COM	B	C	D	E	F	G	L3/COL	L4	L5
1410	GT	GUEST SIDE CHAIR Plastic back with upholstered seat.	ARMLESS	340	375	400	435	475	520	570	440	480	520
			A15B	395	430	455	490	530	575	625	495	535	575
			A15G	395	430	455	490	530	575	625	495	535	575
1415	GT	GUEST SIDE CHAIR WITH CASTERS Plastic back with upholstered seat.	ARMLESS	385	420	445	480	520	565	615	485	525	565
			A15B	440	475	500	535	575	620	670	540	580	620
			A15G	440	475	500	535	575	620	670	540	580	620

CREATING LINK MODEL NUMBER

MODEL NUMBER CONTROL ARMS FRAME COLOR BACK TYPE GRADE CASTERS PACKAGING

1 4 1 - G T - A - - F - P B - - - - -

* FOR ARMLESS CODE USE A00

* ONLY SELECT CASTER CODE FOR MODEL 1415

PACKAGING NOTES

CODE	DESCRIPTION	LIST UPCHARGE
AB	ASSEMBLED IN BAG FOR WILL CALL	\$0
AC	ASSEMBLED IN CARTON	\$0

LINK PLASTIC BACK SIDE CHAIRS SHIP UP TO 3 PER CARTON

NOTE: Due to the nature of vinyl upholstery, stacking may cause impressions on the seat. 9to5 Seating does not warrant the effects of the stacking on vinyl upholstery.

FEATURES

- Non-Marring Floor Glides
- 3" Molded Foam Seat
- Stack 4 High on Floor
- Stacks 4 High on Optional Dolly
- Wall Saver Back Legs Model 1410

DIMENSIONS

WIDTH: 25.5
DEPTH: 24.0
HEIGHT: 32.0
SEAT WIDTH: 20.0
SEAT DEPTH: 18.0
SEAT HEIGHT: 17.5
BACK WIDTH: 18.0
BACK HEIGHT: 16.0
COM: 1.1 YD
COL: 11.0 SQ FT
WEIGHT: 21.0 LB

- 50mm Hoodless Casters
- 3" Molded Foam Seat
- Stack 4 High on Floor
- Stacks 4 High on Optional Dolly

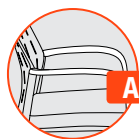
WIDTH: 25.5
DEPTH: 24.0
HEIGHT: 32.0
SEAT WIDTH: 20.0
SEAT DEPTH: 18.0
SEAT HEIGHT: 17.5
BACK WIDTH: 18.0
BACK HEIGHT: 16.0
COM: 1.1 YD
COL: 11.0 SQ FT
WEIGHT: 21.0 LB

ARM OPTIONS



A15B
\$55

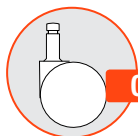
Soft Touch Polyurethane
Arms - Black Color



A15G
\$55

Soft Touch Polyurethane
Arms - Gray Color

CASTER OPTIONS



C12
STD

Standard
50mm Hoodless
Casters

ACCESSORIES



DL1
\$230

Stacking Dolly
Stack Chair 4 High

FRAME COLORS

CODE	DESCRIPTION
BF	BLACK
SF	SILVER

CAUTION: Careless stacking of chairs may scratch and damage frames. 9to5 Seating does not warrant scratched frames of side chairs.



link

transitional style with limitless possibilities

GSA SIN # 711-18

- Back styles include: all plastic, upholstered, or mesh back
- 3" Molded foam seat
- Choice of 2 frame finishes
- Wall Saver Legs on Model 1410
- Warranted up to 300 lbs
- CAL TB 133 Fire Code approved



UPHOLSTERED BACK - UB

MODEL	CONTROL	DESCRIPTION	ARM	FABRIC									
				A/COM	B	C	D	E	F	G	L3/COL	L4	L5
1410	GT	GUEST SIDE CHAIR Upholstered back with upholstered seat.	ARMLESS	385	430	460	505	555	615	680	600	650	765
			A15B	440	485	515	560	610	670	735	655	705	820
			A15G	440	485	515	560	610	670	735	655	705	820

MODEL	CONTROL	DESCRIPTION	ARM	FABRIC									
				A/COM	B	C	D	E	F	G	L3/COL	L4	L5
1415	GT	GUEST SIDE CHAIR WITH CASTERS Upholstered back with upholstered seat.	ARMLESS	430	475	505	550	600	660	725	645	695	810
			A15B	485	530	560	605	655	715	780	700	750	865
			A15G	485	530	560	605	655	715	780	700	750	865

CREATING LINK MODEL NUMBER

MODEL NUMBER CONTROL ARMS FRAME COLOR BACK TYPE GRADE CASTERS PACKAGING

1 4 1 - G T - A - - F - U B - - - - -

* FOR ARMLESS CODE USE A00

* ONLY SELECT CASTER CODE FOR MODEL 1415

PACKAGING NOTES

CODE	DESCRIPTION	LIST UPCHARGE
AB	ASSEMBLED IN BAG FOR WILL CALL	\$0
AC	ASSEMBLED IN CARTON	\$0

LINK UPHOLSTERED BACK SIDE CHAIRS SHIP UP TO 2 PER CARTON

NOTE: Due to the nature of vinyl upholstery, stacking may cause impressions on the seat. 9to5 Seating does not warrant the effects of the stacking on vinyl upholstery.

FEATURES

- Non-Marring Floor Glides
- 3" Molded Foam Seat
- Stack 4 High on Floor
- Stacks 4 High on Optional Dolly
- Wall Saver Back Legs Model 1410

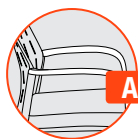
DIMENSIONS

WIDTH: 25.5
DEPTH: 24.0
HEIGHT: 32.0
SEAT WIDTH: 20.0
SEAT DEPTH: 18.0
SEAT HEIGHT: 17.5
BACK WIDTH: 18.0
BACK HEIGHT: 16.0
COM: 1.4 YD
COL: 22.0 SQ FT
WEIGHT: 23.0 LB

- 50mm Hoodless Casters
- 3" Molded Foam Seat
- Stack 4 High on Floor
- Stacks 4 High on Optional Dolly

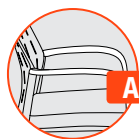
WIDTH: 25.5
DEPTH: 24.0
HEIGHT: 32.0
SEAT WIDTH: 20.0
SEAT DEPTH: 18.0
SEAT HEIGHT: 17.5
BACK WIDTH: 18.0
BACK HEIGHT: 16.0
COM: 1.4 YD
COL: 22.0 SQ FT
WEIGHT: 23.0 LB

ARM OPTIONS



A15B
\$55

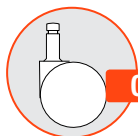
Soft Touch Polyurethane
Arms - Black Color



A15G
\$55

Soft Touch Polyurethane
Arms - Gray Color

CASTER OPTIONS



C12
STD

Standard
50mm Hoodless
Casters

ACCESSORIES



DL1
\$230

Stacking Dolly
Stack Chair 4 High

FRAME COLORS

CODE	DESCRIPTION
BF	BLACK
SF	SILVER

CAUTION: Careless stacking of chairs may scratch and damage frames. 9to5 Seating does not warrant scratched frames of side chairs.



logic

ergonomics, quick ship, lifetime warranty and unbeatable value

GSA SIN # 711-18

- Task, stool, and conference seating
- Ratchet back height adjustment on P1, R1, M1, and Y2 models
- Warranted up to 250 lbs with S2, R1, P1
- Warranted up to 300 lbs with M1, Y2
- CAL TB 133 Fire Code approved



MID-BACK

MODEL	CONTROL	DESCRIPTION	ARM	FABRIC																																																								
1760	S2	<p>MID-BACK SWIVEL TILT CONTROL</p> <p>Use for a variety of general office seating, including private office and conference room seating.</p>	ARMLESS	<table border="1"> <thead> <tr> <th>A/COM</th> <th>B</th> <th>C</th> <th>D</th> <th>E</th> <th>F</th> <th>G</th> </tr> </thead> <tbody> <tr><td>450</td><td>500</td><td>535</td><td>585</td><td>645</td><td>710</td><td>780</td></tr> <tr><td>620</td><td>670</td><td>705</td><td>755</td><td>815</td><td>880</td><td>950</td></tr> <tr><td>525</td><td>575</td><td>610</td><td>660</td><td>720</td><td>785</td><td>855</td></tr> <tr><td>545</td><td>595</td><td>630</td><td>680</td><td>740</td><td>805</td><td>875</td></tr> <tr><td>580</td><td>630</td><td>665</td><td>715</td><td>775</td><td>840</td><td>910</td></tr> <tr><td>600</td><td>650</td><td>685</td><td>735</td><td>795</td><td>860</td><td>930</td></tr> <tr><td>550</td><td>600</td><td>635</td><td>685</td><td>745</td><td>810</td><td>880</td></tr> </tbody> </table>	A/COM	B	C	D	E	F	G	450	500	535	585	645	710	780	620	670	705	755	815	880	950	525	575	610	660	720	785	855	545	595	630	680	740	805	875	580	630	665	715	775	840	910	600	650	685	735	795	860	930	550	600	635	685	745	810	880
A/COM	B		C	D	E	F	G																																																					
450	500		535	585	645	710	780																																																					
620	670		705	755	815	880	950																																																					
525	575		610	660	720	785	855																																																					
545	595		630	680	740	805	875																																																					
580	630		665	715	775	840	910																																																					
600	650	685	735	795	860	930																																																						
550	600	635	685	745	810	880																																																						
		A1	450	500	535	585	645	710	780																																																			
		A4	620	670	705	755	815	880	950																																																			
		A5	525	575	610	660	720	785	855																																																			
		A6	545	595	630	680	740	805	875																																																			
		A7	580	630	665	715	775	840	910																																																			
		A16	600	650	685	735	795	860	930																																																			
1760	P1	<p>MID-BACK POSTURE BACK CONTROL</p> <p>The articulating back provides proper support for moderate tasking applications.</p>	ARMLESS	<table border="1"> <thead> <tr> <th>A/COM</th> <th>B</th> <th>C</th> <th>D</th> <th>E</th> <th>F</th> <th>G</th> </tr> </thead> <tbody> <tr><td>490</td><td>540</td><td>575</td><td>625</td><td>685</td><td>750</td><td>820</td></tr> <tr><td>660</td><td>710</td><td>745</td><td>795</td><td>855</td><td>920</td><td>990</td></tr> <tr><td>565</td><td>615</td><td>650</td><td>700</td><td>760</td><td>825</td><td>895</td></tr> <tr><td>585</td><td>635</td><td>670</td><td>720</td><td>780</td><td>845</td><td>915</td></tr> <tr><td>620</td><td>670</td><td>705</td><td>755</td><td>815</td><td>880</td><td>950</td></tr> <tr><td>640</td><td>690</td><td>725</td><td>775</td><td>835</td><td>900</td><td>970</td></tr> <tr><td>590</td><td>640</td><td>675</td><td>725</td><td>785</td><td>850</td><td>920</td></tr> </tbody> </table>	A/COM	B	C	D	E	F	G	490	540	575	625	685	750	820	660	710	745	795	855	920	990	565	615	650	700	760	825	895	585	635	670	720	780	845	915	620	670	705	755	815	880	950	640	690	725	775	835	900	970	590	640	675	725	785	850	920
A/COM	B		C	D	E	F	G																																																					
490	540		575	625	685	750	820																																																					
660	710		745	795	855	920	990																																																					
565	615		650	700	760	825	895																																																					
585	635		670	720	780	845	915																																																					
620	670		705	755	815	880	950																																																					
640	690	725	775	835	900	970																																																						
590	640	675	725	785	850	920																																																						
		A1	490	540	575	625	685	750	820																																																			
		A4	660	710	745	795	855	920	990																																																			
		A5	565	615	650	700	760	825	895																																																			
		A6	585	635	670	720	780	845	915																																																			
		A7	620	670	705	755	815	880	950																																																			
		A16	640	690	725	775	835	900	970																																																			
1760	R1	<p>MID-BACK ROCKING CONTROL</p> <p>For managerial and task applications. Similar to a swivel tilt control, with the added comfort of infinite back angle and tilt adjustment.</p>	ARMLESS	<table border="1"> <thead> <tr> <th>A/COM</th> <th>B</th> <th>C</th> <th>D</th> <th>E</th> <th>F</th> <th>G</th> </tr> </thead> <tbody> <tr><td>500</td><td>550</td><td>585</td><td>635</td><td>695</td><td>760</td><td>830</td></tr> <tr><td>670</td><td>720</td><td>755</td><td>805</td><td>865</td><td>930</td><td>1000</td></tr> <tr><td>575</td><td>625</td><td>660</td><td>710</td><td>770</td><td>835</td><td>905</td></tr> <tr><td>595</td><td>645</td><td>680</td><td>730</td><td>790</td><td>855</td><td>925</td></tr> <tr><td>630</td><td>680</td><td>715</td><td>765</td><td>825</td><td>890</td><td>960</td></tr> <tr><td>650</td><td>700</td><td>735</td><td>785</td><td>845</td><td>910</td><td>980</td></tr> <tr><td>600</td><td>650</td><td>685</td><td>735</td><td>795</td><td>860</td><td>930</td></tr> </tbody> </table>	A/COM	B	C	D	E	F	G	500	550	585	635	695	760	830	670	720	755	805	865	930	1000	575	625	660	710	770	835	905	595	645	680	730	790	855	925	630	680	715	765	825	890	960	650	700	735	785	845	910	980	600	650	685	735	795	860	930
A/COM	B		C	D	E	F	G																																																					
500	550		585	635	695	760	830																																																					
670	720		755	805	865	930	1000																																																					
575	625		660	710	770	835	905																																																					
595	645		680	730	790	855	925																																																					
630	680		715	765	825	890	960																																																					
650	700	735	785	845	910	980																																																						
600	650	685	735	795	860	930																																																						
		A1	500	550	585	635	695	760	830																																																			
		A4	670	720	755	805	865	930	1000																																																			
		A5	575	625	660	710	770	835	905																																																			
		A6	595	645	680	730	790	855	925																																																			
		A7	630	680	715	765	825	890	960																																																			
		A16	650	700	735	785	845	910	980																																																			
1760	M1	<p>MID-BACK MULTI-FUNCTION CONTROL</p> <p>Fully articulating seat and back for the highest level of ergonomic needs. Forward seat pitch adjustment from 0 to 6 degrees.</p>	ARMLESS	<table border="1"> <thead> <tr> <th>A/COM</th> <th>B</th> <th>C</th> <th>D</th> <th>E</th> <th>F</th> <th>G</th> </tr> </thead> <tbody> <tr><td>550</td><td>600</td><td>635</td><td>685</td><td>745</td><td>810</td><td>880</td></tr> <tr><td>720</td><td>770</td><td>805</td><td>855</td><td>915</td><td>980</td><td>1050</td></tr> <tr><td>625</td><td>675</td><td>710</td><td>760</td><td>820</td><td>885</td><td>955</td></tr> <tr><td>645</td><td>695</td><td>730</td><td>780</td><td>840</td><td>905</td><td>975</td></tr> <tr><td>680</td><td>730</td><td>765</td><td>815</td><td>875</td><td>940</td><td>1010</td></tr> <tr><td>700</td><td>750</td><td>785</td><td>835</td><td>895</td><td>960</td><td>1030</td></tr> <tr><td>650</td><td>700</td><td>735</td><td>785</td><td>845</td><td>910</td><td>980</td></tr> </tbody> </table>	A/COM	B	C	D	E	F	G	550	600	635	685	745	810	880	720	770	805	855	915	980	1050	625	675	710	760	820	885	955	645	695	730	780	840	905	975	680	730	765	815	875	940	1010	700	750	785	835	895	960	1030	650	700	735	785	845	910	980
A/COM	B		C	D	E	F	G																																																					
550	600		635	685	745	810	880																																																					
720	770		805	855	915	980	1050																																																					
625	675		710	760	820	885	955																																																					
645	695		730	780	840	905	975																																																					
680	730		765	815	875	940	1010																																																					
700	750	785	835	895	960	1030																																																						
650	700	735	785	845	910	980																																																						
		A1	550	600	635	685	745	810	880																																																			
		A4	720	770	805	855	915	980	1050																																																			
		A5	625	675	710	760	820	885	955																																																			
		A6	645	695	730	780	840	905	975																																																			
		A7	680	730	765	815	875	940	1010																																																			
		A16	700	750	785	835	895	960	1030																																																			

CREATING LOGIC MODEL NUMBER

MODEL NUMBER CONTROL ARMS GRADE CASTERS PACKAGING OPTIONS

1 7 6 0 - [] [] - A [] [] - [] [] - C 1 [] [] - [] [] [] - [] [] []

* FOR ARMLESS CODE USE A00

PACKAGING NOTES

CODE	DESCRIPTION	LIST UPCHARGE
AB	ASSEMBLED IN BAG FOR WILL CALL	\$0
PAC	PARTIALLY ASSEMBLED IN CARTON	\$0
BAC	BACK ASSEMBLED IN CARTON	\$40

FEATURES

- Pneumatic Seat Height Adjustment
- Tilt Tension Control
- Seat and Back Tilt as a Unit
- Upright Position Tilt Lock
- Adjustable Back Depth

DIMENSIONS

WIDTH: 26.5
DEPTH: 26.0
HEIGHT: 39.0-43.5
SEAT WIDTH: 22.0
SEAT DEPTH: 18.5
SEAT HEIGHT: 17.0-21.5
BACK WIDTH: 20.0
BACK HEIGHT: 20.5
COM: 1.6 YDS
WEIGHT: 28.5 LB

- Pneumatic Seat Height Adjustment
- Infinite back angle adjust with free float
- Ratchet Back Height Lumbar Adjustment

WIDTH: 26.5
DEPTH: 26.0
HEIGHT: 39.0-46.5
SEAT WIDTH: 22.0
SEAT DEPTH: 18.5
SEAT HEIGHT: 17.0-21.5
BACK WIDTH: 20.0
BACK HEIGHT: 20.5-23.5
COM: 1.6 YDS
WEIGHT: 30.5 LB

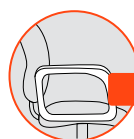
- Pneumatic Seat Height Adjustment
- Tilt Tension Control
- Seat and Back Tilt as a Unit
- Floating Seat Position Tilt Lock
- Infinite Back Angle Adj w/ Free Float
- Ratchet Back Height Lumbar Adjustment

WIDTH: 26.5
DEPTH: 26.0
HEIGHT: 39.0-46.5
SEAT WIDTH: 22.0
SEAT DEPTH: 18.5
SEAT HEIGHT: 16.5-21.0
BACK WIDTH: 20.0
BACK HEIGHT: 20.5-23.5
COM: 1.6 YDS
WEIGHT: 34.0 LB

- Pneumatic Seat Height Adjustment
- Tilt Tension Control
- Seat and Back Tilt as a Unit
- Floating Seat Position Tilt Lock
- Infinite Back Angle Adj w/ Free Float
- Seat Pivots from 0° to 6° Forward
- Ratchet Back Height Lumbar Adjustment

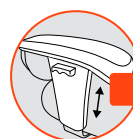
WIDTH: 26.5
DEPTH: 26.0
HEIGHT: 39.0-46.5
SEAT WIDTH: 22.0
SEAT DEPTH: 18.5
SEAT HEIGHT: 17.0-21.5
BACK WIDTH: 20.0
BACK HEIGHT: 20.5-23.5
COM: 1.6 YDS
WEIGHT: 37.5 LB

ARM OPTIONS



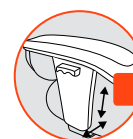
A1
\$70

Black soft touch loop arm



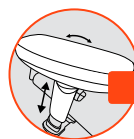
A4
\$75

2-way adjustable arm for height



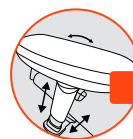
A5
\$95

4-way adjustable arm for height and width



A6
\$130

6-way adjustable arm for height, pivots, and with *Ura-Soft* sliding arm pads



A7
\$150

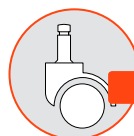
8-way adjustable arm for height, width, pivots, and with *Ura-Soft* sliding arm pads



A16
\$100

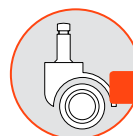
Black Soft Touch Cantilever style C-Shaped Arm

CASTER OPTIONS



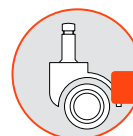
C1
STD

50mm Hooded Casters



C1S
\$30

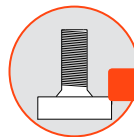
50mm Hooded Hard Floor Casters



C2S
\$35

50mm Hooded Self-Locking Hard Floor Casters

ADDITIONAL OPTIONS



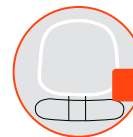
BT
\$15

Replace Knob with Bolt (for S2 Controls ONLY)



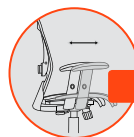
MF1
\$50
EF1
\$30

EF1 - 1" extra foam on seat
MF1 - 1" Visco elastic memory foam on seat



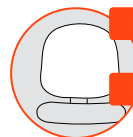
EP
\$60

Edge Protector - a clear vinyl tube placed around the edge of the back of the seat



SS
\$60

Seat Slider 2.5" Side Paddle Activated



BN1
\$35
BN2
\$N/C

Upholstered Outer Back in Black Ballistic Nylon
BN1 - with Grade A ONLY
BN2 - with Grade B and Up



HD
\$125

Heavy Duty Multi-Shift Upgrade to 350 lbs includes BA2B aluminum base and C4 60mm casters

logic

ergonomics, quick ship, lifetime warranty and unbeatable value

GSA SIN # 711-18

- Task, stool, and conference seating
- Ratchet back height adjustment on P1, R1, M1, and Y2 models
- Warranted up to 250 lbs with S2, R1, P1
- Warranted up to 300 lbs with M1, Y2
- CAL TB 133 Fire Code approved



MID-BACK

MODEL	CONTROL	DESCRIPTION	ARM	FABRIC																																																									
1760	Y2-SS	<p>MID-BACK SYNCHRO TILT CONTROL</p> <p>Use for a variety of general office seating, including private office and conference room seating.</p>	ARMLESS	<table border="1"> <thead> <tr> <th>A/COM</th> <th>B</th> <th>C</th> <th>D</th> <th>E</th> <th>F</th> <th>G</th> </tr> </thead> <tbody> <tr> <td>590</td> <td>640</td> <td>675</td> <td>725</td> <td>785</td> <td>850</td> <td>920</td> </tr> <tr> <td>760</td> <td>810</td> <td>845</td> <td>895</td> <td>955</td> <td>1020</td> <td>1090</td> </tr> <tr> <td>665</td> <td>715</td> <td>750</td> <td>800</td> <td>860</td> <td>925</td> <td>995</td> </tr> <tr> <td>685</td> <td>735</td> <td>770</td> <td>820</td> <td>880</td> <td>945</td> <td>1015</td> </tr> <tr> <td>720</td> <td>770</td> <td>805</td> <td>855</td> <td>915</td> <td>980</td> <td>1050</td> </tr> <tr> <td>740</td> <td>790</td> <td>825</td> <td>875</td> <td>935</td> <td>1000</td> <td>1070</td> </tr> <tr> <td>A16</td> <td>690</td> <td>740</td> <td>775</td> <td>825</td> <td>885</td> <td>950</td> <td>1020</td> </tr> </tbody> </table>	A/COM	B	C	D	E	F	G	590	640	675	725	785	850	920	760	810	845	895	955	1020	1090	665	715	750	800	860	925	995	685	735	770	820	880	945	1015	720	770	805	855	915	980	1050	740	790	825	875	935	1000	1070	A16	690	740	775	825	885	950	1020
A/COM	B		C	D	E	F	G																																																						
590	640		675	725	785	850	920																																																						
760	810		845	895	955	1020	1090																																																						
665	715		750	800	860	925	995																																																						
685	735		770	820	880	945	1015																																																						
720	770		805	855	915	980	1050																																																						
740	790	825	875	935	1000	1070																																																							
A16	690	740	775	825	885	950	1020																																																						

SS SEAT SLIDER STANDARD WITH THIS CONFIGURATION

CREATING LOGIC MODEL NUMBER

MODEL NUMBER CONTROL ARMS GRADE CASTERS PACKAGING OPTIONS

1 7 6 0 - [] [] - A [] [] - [] [] - C 1 [] [] - [] [] [] [] - [] [] [] []

* FOR ARMLESS CODE USE A00

PACKAGING NOTES

CODE	DESCRIPTION	LIST UPCHARGE
AB	ASSEMBLED IN BAG FOR WILL CALL	\$0
PAC	PARTIALLY ASSEMBLED IN CARTON	\$0
BAC	BACK ASSEMBLED IN CARTON	\$40

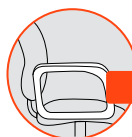
FEATURES

- Pneumatic Seat Height Adjustment
- Side Tilt Tension Control
- Back and Seat Tilt in 2:1 ratio
- 4 Locking Positions
- Safety Tilt Release
- Ratchet Back Height Lumbar Adjustment
- SS Seat Slider standard

DIMENSIONS

WIDTH: 26.5
DEPTH: 26.0
HEIGHT: 37.5-45.0
SEAT WIDTH: 22.0
SEAT DEPTH: 18.5-21.5
SEAT HEIGHT: 18.5-23.0
BACK WIDTH: 20.0
BACK HEIGHT: 19.0-22.0
COM: 1.6 YDS
WEIGHT: 41.0 LB

ARM OPTIONS



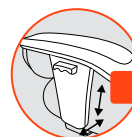
A1
\$70

Black soft touch loop arm



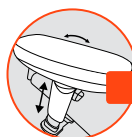
A4
\$75

2-way adjustable arm for height



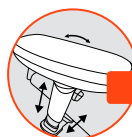
A5
\$95

4-way adjustable arm for height and width



A6
\$130

6-way adjustable arm for height, pivots, and with *Ura-Soft* sliding arm pads



A7
\$150

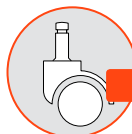
8-way adjustable arm for height, width, pivots, and with *Ura-Soft* sliding arm pads



A16
\$100

Black Soft Touch Cantilever style C-Shaped Arm

CASTER OPTIONS




C1
STD

50mm Hooded Casters



C1S
\$30

50mm Hooded Hard Floor Casters



C2S
\$35

50mm Hooded Self-Locking Hard Floor Casters

ADDITIONAL OPTIONS



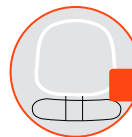
HD
\$125

Heavy Duty Multi-Shift Upgrade to 350 lbs includes BA2B aluminum base and C4 60mm casters



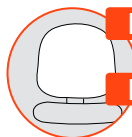
MF1
\$50
EF1
\$30

EF1 - 1" extra foam on seat
MF1 - 1" Visco elastic memory foam on seat



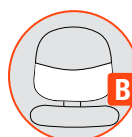
EP
\$60

Edge Protector - a clear vinyl tube placed around the edge of the back of the seat



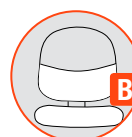
BN1
\$35
BN2
\$N/C

Upholstered Outer Back in Black Ballistic Nylon
BN1 - with Grade A ONLY
BN2 - with Grade B and Up



BNBP1
\$90

Ballistic Nylon Applied Over a Portion of the Lower Backrest Surface



BNBP2
\$180

Ballistic Nylon Applied Over a Portion of the Lower Backrest Surface and Full Seat

logic

ergonomics, quick ship, lifetime warranty and unbeatable value

GSA SIN # 711-18

- Task, stool, and conference seating
- Ratchet back height adjustment on P1, R1, M1, and Y2 models
- Warranted up to 250 lbs with S2, R1, P1
- Warranted up to 300 lbs with M1, Y2
- CAL TB 133 Fire Code approved



STOOL

MODEL	CONTROL	DESCRIPTION	ARM	FABRIC																																																								
1766	P1	<p>10" STOOL POSTURE BACK CONTROL</p> <p>Use for work surfaces up to 42 inches high.</p>	ARMLESS	<table border="1"> <thead> <tr> <th>A/COM</th> <th>B</th> <th>C</th> <th>D</th> <th>E</th> <th>F</th> <th>G</th> </tr> </thead> <tbody> <tr><td>610</td><td>660</td><td>695</td><td>745</td><td>805</td><td>870</td><td>940</td></tr> <tr><td>780</td><td>830</td><td>865</td><td>915</td><td>975</td><td>1040</td><td>1110</td></tr> <tr><td>685</td><td>735</td><td>770</td><td>820</td><td>880</td><td>945</td><td>1015</td></tr> <tr><td>705</td><td>755</td><td>790</td><td>840</td><td>900</td><td>965</td><td>1035</td></tr> <tr><td>740</td><td>790</td><td>825</td><td>875</td><td>935</td><td>1000</td><td>1070</td></tr> <tr><td>760</td><td>810</td><td>845</td><td>895</td><td>955</td><td>1020</td><td>1090</td></tr> <tr><td>710</td><td>760</td><td>795</td><td>845</td><td>905</td><td>970</td><td>1040</td></tr> </tbody> </table>	A/COM	B	C	D	E	F	G	610	660	695	745	805	870	940	780	830	865	915	975	1040	1110	685	735	770	820	880	945	1015	705	755	790	840	900	965	1035	740	790	825	875	935	1000	1070	760	810	845	895	955	1020	1090	710	760	795	845	905	970	1040
A/COM	B		C	D	E	F	G																																																					
610	660		695	745	805	870	940																																																					
780	830		865	915	975	1040	1110																																																					
685	735		770	820	880	945	1015																																																					
705	755		790	840	900	965	1035																																																					
740	790		825	875	935	1000	1070																																																					
760	810	845	895	955	1020	1090																																																						
710	760	795	845	905	970	1040																																																						
			A1																																																									
			A4																																																									
			A5																																																									
			A6																																																									
			A7																																																									
			A16																																																									

SS SEAT SLIDER - NOT AVAILABLE

1768	P1	<p>8" STOOL POSTURE BACK CONTROL</p> <p>Use for work surfaces up to 36 inches high.</p>	ARMLESS	<table border="1"> <thead> <tr> <th>A/COM</th> <th>B</th> <th>C</th> <th>D</th> <th>E</th> <th>F</th> <th>G</th> </tr> </thead> <tbody> <tr><td>610</td><td>660</td><td>695</td><td>745</td><td>805</td><td>870</td><td>940</td></tr> <tr><td>780</td><td>830</td><td>865</td><td>915</td><td>975</td><td>1040</td><td>1110</td></tr> <tr><td>685</td><td>735</td><td>770</td><td>820</td><td>880</td><td>945</td><td>1015</td></tr> <tr><td>705</td><td>755</td><td>790</td><td>840</td><td>900</td><td>965</td><td>1035</td></tr> <tr><td>740</td><td>790</td><td>825</td><td>875</td><td>935</td><td>1000</td><td>1070</td></tr> <tr><td>760</td><td>810</td><td>845</td><td>895</td><td>955</td><td>1020</td><td>1090</td></tr> <tr><td>710</td><td>760</td><td>795</td><td>845</td><td>905</td><td>970</td><td>1040</td></tr> </tbody> </table>	A/COM	B	C	D	E	F	G	610	660	695	745	805	870	940	780	830	865	915	975	1040	1110	685	735	770	820	880	945	1015	705	755	790	840	900	965	1035	740	790	825	875	935	1000	1070	760	810	845	895	955	1020	1090	710	760	795	845	905	970	1040
A/COM	B		C	D	E	F	G																																																					
610	660		695	745	805	870	940																																																					
780	830		865	915	975	1040	1110																																																					
685	735		770	820	880	945	1015																																																					
705	755		790	840	900	965	1035																																																					
740	790		825	875	935	1000	1070																																																					
760	810	845	895	955	1020	1090																																																						
710	760	795	845	905	970	1040																																																						
			A1																																																									
			A4																																																									
			A5																																																									
			A6																																																									
			A7																																																									
			A16																																																									

SS SEAT SLIDER - NOT AVAILABLE

CREATING LOGIC MODEL NUMBER

MODEL NUMBER CONTROL ARMS GRADE CASTERS PACKAGING OPTIONS

1 7 6 - - A - - C 1 - - - - -

* FOR ARMLESS CODE USE A00

PACKAGING NOTES

CODE	DESCRIPTION	LIST UPCHARGE
AB	ASSEMBLED IN BAG FOR WILL CALL	\$0
PAC	PARTIALLY ASSEMBLED IN CARTON	\$0
BAC	BACK ASSEMBLED IN CARTON	\$40

FEATURES

- Pneumatic Seat Height Adjustment
- Infinite back angle adjust with free float
- Ratchet Back Height Lumbar Adjustment
- Height Adjustable Foot Ring

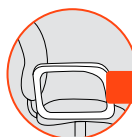
DIMENSIONS

WIDTH: 26.5
DEPTH: 26.0
HEIGHT: 46.5-59.5
SEAT WIDTH: 22.0
SEAT DEPTH: 18.5
SEAT HEIGHT: 24.5-34.5
BACK WIDTH: 20.0
BACK HEIGHT: 20.5-23.5
COM: 1.6 YDS
WEIGHT: 43.5 LB

- Pneumatic Seat Height Adjustment
- Infinite back angle adjust with free float
- Ratchet Back Height Lumbar Adjustment
- Height Adjustable Foot Ring

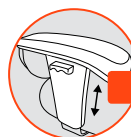
WIDTH: 26.5
DEPTH: 26.0
HEIGHT: 43.5-54.5
SEAT WIDTH: 22.0
SEAT DEPTH: 18.5
SEAT HEIGHT: 21.5-29.5
BACK WIDTH: 20.0
BACK HEIGHT: 20.5-23.5
COM: 1.6 YDS
WEIGHT: 42.5 LB

ARM OPTIONS



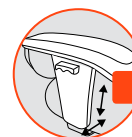
A1
\$70

Black soft touch loop arm



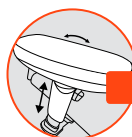
A4
\$75

2-way adjustable arm for height



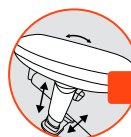
A5
\$95

4-way adjustable arm for height and width



A6
\$130

6-way adjustable arm for height, pivots, and with Ura-Soft sliding arm pads



A7
\$150

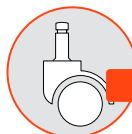
8-way adjustable arm for height, width, pivots, and with Ura-Soft sliding arm pads



A16
\$100

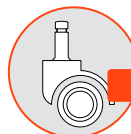
Black Soft Touch Cantilever style C-Shaped Arm

CASTER OPTIONS



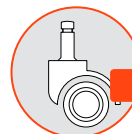
C1
STD

50mm Hooded Casters



C1S
\$30

50mm Hooded Hard Floor Casters



C2S
\$35

50mm Hooded Self-Locking Hard Floor Casters

ADDITIONAL OPTIONS



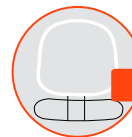
HD
\$125

Heavy Duty Multi-Shift Upgrade to 350 lbs includes BA2B aluminum base and C4 60mm casters



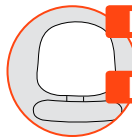
MF1
\$50
EF1
\$30

EF1 - 1" extra foam on seat
MF1 - 1" Visco elastic memory foam on seat



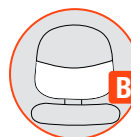
EP
\$60

Edge Protector - a clear vinyl tube placed around the edge of the back of the seat



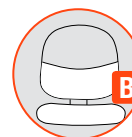
BN1
\$35
BN2
\$N/C

Upholstered Outer Back in Black Ballistic Nylon
BN1 - with Grade A ONLY
BN2 - with Grade B and Up



BNBP1
\$90

Ballistic Nylon Applied Over a Portion of the Lower Backrest Surface



BNBP2
\$180

Ballistic Nylon Applied Over a Portion of the Lower Backrest Surface and Full Seat

logic

ergonomics, quick ship, lifetime warranty and unbeatable value

GSA SIN # 711-18

- Task, stool, and conference seating
- Ratchet back height adjustment on P1, R1, M1, and Y2 models
- Warranted up to 250 lbs with S2, R1, P1
- Warranted up to 300 lbs with M1, Y2
- CAL TB 133 Fire Code approved



HIGH-BACK

MODEL	CONTROL	DESCRIPTION	ARM	FABRIC																																																								
1780	S2	<p>HIGH-BACK SWIVEL TILT CONTROL</p> <p>Use for a variety of general office seating, including private office and conference room seating.</p>	ARMLESS	<table border="1"> <thead> <tr> <th>A/COM</th> <th>B</th> <th>C</th> <th>D</th> <th>E</th> <th>F</th> <th>G</th> </tr> </thead> <tbody> <tr><td>500</td><td>560</td><td>600</td><td>660</td><td>730</td><td>805</td><td>890</td></tr> <tr><td>670</td><td>730</td><td>770</td><td>830</td><td>900</td><td>975</td><td>1060</td></tr> <tr><td>575</td><td>635</td><td>675</td><td>735</td><td>805</td><td>880</td><td>965</td></tr> <tr><td>595</td><td>655</td><td>695</td><td>755</td><td>825</td><td>900</td><td>985</td></tr> <tr><td>630</td><td>690</td><td>730</td><td>790</td><td>860</td><td>935</td><td>1020</td></tr> <tr><td>650</td><td>710</td><td>750</td><td>810</td><td>880</td><td>955</td><td>1040</td></tr> <tr><td>600</td><td>660</td><td>700</td><td>760</td><td>830</td><td>905</td><td>990</td></tr> </tbody> </table>	A/COM	B	C	D	E	F	G	500	560	600	660	730	805	890	670	730	770	830	900	975	1060	575	635	675	735	805	880	965	595	655	695	755	825	900	985	630	690	730	790	860	935	1020	650	710	750	810	880	955	1040	600	660	700	760	830	905	990
A/COM	B		C	D	E	F	G																																																					
500	560		600	660	730	805	890																																																					
670	730		770	830	900	975	1060																																																					
575	635		675	735	805	880	965																																																					
595	655		695	755	825	900	985																																																					
630	690		730	790	860	935	1020																																																					
650	710	750	810	880	955	1040																																																						
600	660	700	760	830	905	990																																																						
		A1	670	730	770	830	900	975	1060																																																			
		A4	575	635	675	735	805	880	965																																																			
		A5	595	655	695	755	825	900	985																																																			
		A6	630	690	730	790	860	935	1020																																																			
		A7	650	710	750	810	880	955	1040																																																			
		A16	600	660	700	760	830	905	990																																																			
1780	P1	<p>HIGH-BACK POSTURE BACK CONTROL</p> <p>The articulating back provides proper support for moderate tasking applications.</p>	ARMLESS	<table border="1"> <thead> <tr> <th>A/COM</th> <th>B</th> <th>C</th> <th>D</th> <th>E</th> <th>F</th> <th>G</th> </tr> </thead> <tbody> <tr><td>540</td><td>600</td><td>640</td><td>700</td><td>770</td><td>845</td><td>930</td></tr> <tr><td>710</td><td>770</td><td>810</td><td>870</td><td>940</td><td>1015</td><td>1100</td></tr> <tr><td>615</td><td>675</td><td>715</td><td>775</td><td>845</td><td>920</td><td>1005</td></tr> <tr><td>635</td><td>695</td><td>735</td><td>795</td><td>865</td><td>940</td><td>1025</td></tr> <tr><td>670</td><td>730</td><td>770</td><td>830</td><td>900</td><td>975</td><td>1060</td></tr> <tr><td>690</td><td>750</td><td>790</td><td>850</td><td>920</td><td>995</td><td>1080</td></tr> <tr><td>640</td><td>700</td><td>740</td><td>800</td><td>870</td><td>945</td><td>1030</td></tr> </tbody> </table>	A/COM	B	C	D	E	F	G	540	600	640	700	770	845	930	710	770	810	870	940	1015	1100	615	675	715	775	845	920	1005	635	695	735	795	865	940	1025	670	730	770	830	900	975	1060	690	750	790	850	920	995	1080	640	700	740	800	870	945	1030
A/COM	B		C	D	E	F	G																																																					
540	600		640	700	770	845	930																																																					
710	770		810	870	940	1015	1100																																																					
615	675		715	775	845	920	1005																																																					
635	695		735	795	865	940	1025																																																					
670	730		770	830	900	975	1060																																																					
690	750	790	850	920	995	1080																																																						
640	700	740	800	870	945	1030																																																						
		A1	710	770	810	870	940	1015	1100																																																			
		A4	615	675	715	775	845	920	1005																																																			
		A5	635	695	735	795	865	940	1025																																																			
		A6	670	730	770	830	900	975	1060																																																			
		A7	690	750	790	850	920	995	1080																																																			
		A16	640	700	740	800	870	945	1030																																																			
1780	R1	<p>HIGH-BACK ROCKING CONTROL</p> <p>For managerial and task applications. Similar to a swivel tilt control, with the added comfort of infinite back angle and tilt adjustment.</p>	ARMLESS	<table border="1"> <thead> <tr> <th>A/COM</th> <th>B</th> <th>C</th> <th>D</th> <th>E</th> <th>F</th> <th>G</th> </tr> </thead> <tbody> <tr><td>550</td><td>610</td><td>650</td><td>710</td><td>780</td><td>855</td><td>940</td></tr> <tr><td>720</td><td>780</td><td>820</td><td>880</td><td>950</td><td>1025</td><td>1110</td></tr> <tr><td>625</td><td>685</td><td>725</td><td>785</td><td>855</td><td>930</td><td>1015</td></tr> <tr><td>645</td><td>705</td><td>745</td><td>805</td><td>875</td><td>950</td><td>1035</td></tr> <tr><td>680</td><td>740</td><td>780</td><td>840</td><td>910</td><td>985</td><td>1070</td></tr> <tr><td>700</td><td>760</td><td>800</td><td>860</td><td>930</td><td>1005</td><td>1090</td></tr> <tr><td>650</td><td>710</td><td>750</td><td>810</td><td>880</td><td>955</td><td>1040</td></tr> </tbody> </table>	A/COM	B	C	D	E	F	G	550	610	650	710	780	855	940	720	780	820	880	950	1025	1110	625	685	725	785	855	930	1015	645	705	745	805	875	950	1035	680	740	780	840	910	985	1070	700	760	800	860	930	1005	1090	650	710	750	810	880	955	1040
A/COM	B		C	D	E	F	G																																																					
550	610		650	710	780	855	940																																																					
720	780		820	880	950	1025	1110																																																					
625	685		725	785	855	930	1015																																																					
645	705		745	805	875	950	1035																																																					
680	740		780	840	910	985	1070																																																					
700	760	800	860	930	1005	1090																																																						
650	710	750	810	880	955	1040																																																						
		A1	720	780	820	880	950	1025	1110																																																			
		A4	625	685	725	785	855	930	1015																																																			
		A5	645	705	745	805	875	950	1035																																																			
		A6	680	740	780	840	910	985	1070																																																			
		A7	700	760	800	860	930	1005	1090																																																			
		A16	650	710	750	810	880	955	1040																																																			
1780	M1	<p>HIGH-BACK MULTI-FUNCTION CONTROL</p> <p>Fully articulating seat and back for the highest level of ergonomic needs. Forward seat pitch adjustment from 0 to 6 degrees.</p>	ARMLESS	<table border="1"> <thead> <tr> <th>A/COM</th> <th>B</th> <th>C</th> <th>D</th> <th>E</th> <th>F</th> <th>G</th> </tr> </thead> <tbody> <tr><td>600</td><td>660</td><td>700</td><td>760</td><td>830</td><td>905</td><td>990</td></tr> <tr><td>770</td><td>830</td><td>870</td><td>930</td><td>1000</td><td>1075</td><td>1160</td></tr> <tr><td>675</td><td>735</td><td>775</td><td>835</td><td>905</td><td>980</td><td>1065</td></tr> <tr><td>695</td><td>755</td><td>795</td><td>855</td><td>925</td><td>1000</td><td>1085</td></tr> <tr><td>730</td><td>790</td><td>830</td><td>890</td><td>960</td><td>1035</td><td>1120</td></tr> <tr><td>750</td><td>810</td><td>850</td><td>910</td><td>980</td><td>1055</td><td>1140</td></tr> <tr><td>700</td><td>760</td><td>800</td><td>860</td><td>930</td><td>1005</td><td>1090</td></tr> </tbody> </table>	A/COM	B	C	D	E	F	G	600	660	700	760	830	905	990	770	830	870	930	1000	1075	1160	675	735	775	835	905	980	1065	695	755	795	855	925	1000	1085	730	790	830	890	960	1035	1120	750	810	850	910	980	1055	1140	700	760	800	860	930	1005	1090
A/COM	B		C	D	E	F	G																																																					
600	660		700	760	830	905	990																																																					
770	830		870	930	1000	1075	1160																																																					
675	735		775	835	905	980	1065																																																					
695	755		795	855	925	1000	1085																																																					
730	790		830	890	960	1035	1120																																																					
750	810	850	910	980	1055	1140																																																						
700	760	800	860	930	1005	1090																																																						
		A1	770	830	870	930	1000	1075	1160																																																			
		A4	675	735	775	835	905	980	1065																																																			
		A5	695	755	795	855	925	1000	1085																																																			
		A6	730	790	830	890	960	1035	1120																																																			
		A7	750	810	850	910	980	1055	1140																																																			
		A16	700	760	800	860	930	1005	1090																																																			

CREATING LOGIC MODEL NUMBER

MODEL NUMBER CONTROL ARMS GRADE CASTERS PACKAGING OPTIONS

1 7 8 0 - - A - - C 1 - - - - -

* FOR ARMLESS CODE USE A00

PACKAGING NOTES

CODE	DESCRIPTION	LIST UPCHARGE
AB	ASSEMBLED IN BAG FOR WILL CALL	\$0
PAC	PARTIALLY ASSEMBLED IN CARTON	\$0
BAC	BACK ASSEMBLED IN CARTON	\$40

FEATURES

- Pneumatic Seat Height Adjustment
- Tilt Tension Control
- Seat and Back Tilt as a Unit
- Upright Position Tilt Lock
- Adjustable Back Depth

DIMENSIONS

WIDTH: 26.5
DEPTH: 26.0
HEIGHT: 42.0
SEAT WIDTH: 22.0
SEAT DEPTH: 18.5
SEAT HEIGHT: 17.0-21.5
BACK WIDTH: 20.0
BACK HEIGHT: 24.0
COM: 1.9 YDS
WEIGHT: 36.0 LB

- Pneumatic Seat Height Adjustment
- Infinite back angle adjust with free float
- Ratchet Back Height Lumbar Adjustment

WIDTH: 26.5
DEPTH: 26.0
HEIGHT: 42.0-49.5
SEAT WIDTH: 22.0
SEAT DEPTH: 18.5
SEAT HEIGHT: 17.0-21.5
BACK WIDTH: 20.0
BACK HEIGHT: 24.0-27.0
COM: 1.9 YDS
WEIGHT: 38.0 LB

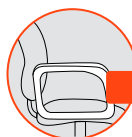
- Pneumatic Seat Height Adjustment
- Tilt Tension Control
- Seat and Back Tilt as a Unit
- Floating Seat Position Tilt Lock
- Infinite Back Angle Adj w/ Free Float
- Ratchet Back Height Lumbar Adjustment

WIDTH: 26.5
DEPTH: 26.0
HEIGHT: 42.0-49.5
SEAT WIDTH: 22.0
SEAT DEPTH: 18.5
SEAT HEIGHT: 17.0-21.5
BACK WIDTH: 20.0
BACK HEIGHT: 24.0-27.0
COM: 1.9 YDS
WEIGHT: 41.0 LB

- Pneumatic Seat Height Adjustment
- Tilt Tension Control
- Seat and Back Tilt as a Unit
- Floating Seat Position Tilt Lock
- Infinite Back Angle Adj w/ Free Float
- Seat Pivots from 0° to 6° Forward
- Ratchet Back Height Lumbar Adjustment

WIDTH: 26.5
DEPTH: 26.0
HEIGHT: 42.0-49.5
SEAT WIDTH: 22.0
SEAT DEPTH: 18.5
SEAT HEIGHT: 17.0-21.5
BACK WIDTH: 20.0
BACK HEIGHT: 24.0-27.0
COM: 1.9 YDS
WEIGHT: 45.0 LB

ARM OPTIONS



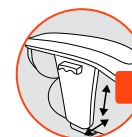
A1
\$70

Black soft touch loop arm



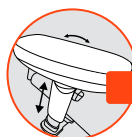
A4
\$75

2-way adjustable arm for height



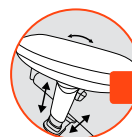
A5
\$95

4-way adjustable arm for height and width



A6
\$130

6-way adjustable arm for height, pivots, and with *Ura-Soft* sliding arm pads



A7
\$150

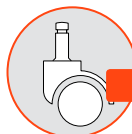
8-way adjustable arm for height, width, pivots, and with *Ura-Soft* sliding arm pads



A16
\$100

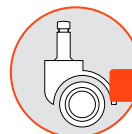
Black Soft Touch Cantilever style C-Shaped Arm

CASTER OPTIONS



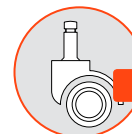
C1
STD

50mm Hooded Casters



C1S
\$30

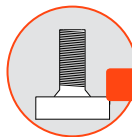
50mm Hooded Hard Floor Casters



C2S
\$35

50mm Hooded Self-Locking Hard Floor Casters

ADDITIONAL OPTIONS



BT
\$15

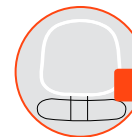
Replace Knob with Bolt (for S2 Controls ONLY)



MF1
\$50

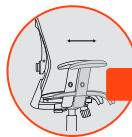
EF1
\$30

EF1 - 1" extra foam on seat
 MF1 - 1" Visco elastic memory foam on seat



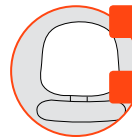
EP
\$60

Edge Protector - a clear vinyl tube placed around the edge of the back of the seat



SS
\$60

Seat Slider 2.5" Side Paddle Activated



BN1
\$35

BN2
\$N/C

Upholstered Outer Back in Black Ballistic Nylon
 BN1 - with Grade A ONLY
 BN2 - with Grade B and Up



HD
\$125

Heavy Duty Multi-Shift Upgrade to 350 lbs includes BA2B aluminum base and C4 60mm casters



logic

ergonomics, quick ship, lifetime warranty and unbeatable value

GSA SIN # 711-18

- Task, stool, and conference seating
- Ratchet back height adjustment on P1, R1, M1, and Y2 models
- Warranted up to 250 lbs with S2, R1, P1
- Warranted up to 300 lbs with M1, Y2
- CAL TB 133 Fire Code approved



HIGH-BACK

MODEL	CONTROL	DESCRIPTION	ARM	FABRIC																																																								
1780	Y2-SS	<p>HIGH-BACK SYNCHRO TILT CONTROL</p> <p>Use for a variety of general office seating, including private office and conference room seating.</p>	ARMLESS	<table border="1"> <thead> <tr> <th>A/COM</th> <th>B</th> <th>C</th> <th>D</th> <th>E</th> <th>F</th> <th>G</th> </tr> </thead> <tbody> <tr><td>640</td><td>700</td><td>740</td><td>800</td><td>870</td><td>945</td><td>1030</td></tr> <tr><td>810</td><td>870</td><td>910</td><td>970</td><td>1040</td><td>1115</td><td>1200</td></tr> <tr><td>715</td><td>775</td><td>815</td><td>875</td><td>945</td><td>1020</td><td>1105</td></tr> <tr><td>735</td><td>795</td><td>835</td><td>895</td><td>965</td><td>1040</td><td>1125</td></tr> <tr><td>770</td><td>830</td><td>870</td><td>930</td><td>1000</td><td>1075</td><td>1160</td></tr> <tr><td>790</td><td>850</td><td>890</td><td>950</td><td>1020</td><td>1095</td><td>1180</td></tr> <tr><td>740</td><td>800</td><td>840</td><td>900</td><td>970</td><td>1045</td><td>1130</td></tr> </tbody> </table>	A/COM	B	C	D	E	F	G	640	700	740	800	870	945	1030	810	870	910	970	1040	1115	1200	715	775	815	875	945	1020	1105	735	795	835	895	965	1040	1125	770	830	870	930	1000	1075	1160	790	850	890	950	1020	1095	1180	740	800	840	900	970	1045	1130
A/COM	B		C	D	E	F	G																																																					
640	700		740	800	870	945	1030																																																					
810	870		910	970	1040	1115	1200																																																					
715	775		815	875	945	1020	1105																																																					
735	795		835	895	965	1040	1125																																																					
770	830		870	930	1000	1075	1160																																																					
790	850		890	950	1020	1095	1180																																																					
740	800		840	900	970	1045	1130																																																					

SS SEAT SLIDER STANDARD WITH THIS CONFIGURATION

CREATING LOGIC MODEL NUMBER

MODEL NUMBER CONTROL ARMS GRADE CASTERS PACKAGING OPTIONS

1 7 8 0 - [] [] - A [] [] - [] [] - C 1 [] [] - [] [] [] - [] [] []

* FOR ARMLESS CODE USE A00

PACKAGING NOTES

CODE	DESCRIPTION	LIST UPCHARGE
AB	ASSEMBLED IN BAG FOR WILL CALL	\$0
PAC	PARTIALLY ASSEMBLED IN CARTON	\$0
BAC	BACK ASSEMBLED IN CARTON	\$40

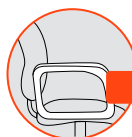
FEATURES

- Pneumatic Seat Height Adjustment
- Side Tilt Tension Control
- Back and Seat Tilt in 2:1 ratio
- 4 Locking Positions
- Safety Tilt Release
- Ratchet Back Height Lumbar Adjustment
- SS Seat Slider standard

DIMENSIONS

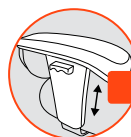
WIDTH: 26.5
DEPTH: 26.0
HEIGHT: 40.5-48.0
SEAT WIDTH: 22.0
SEAT DEPTH: 18.5
SEAT HEIGHT: 17.0-21.5
BACK WIDTH: 20.0
BACK HEIGHT: 22.5-25.5
COM: 1.9 YDS
WEIGHT: 43.0 LB

ARM OPTIONS



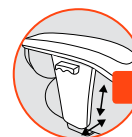
A1
\$70

Black soft touch loop arm



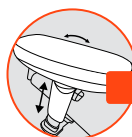
A4
\$75

2-way adjustable arm for height



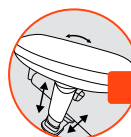
A5
\$95

4-way adjustable arm for height and width



A6
\$130

6-way adjustable arm for height, pivots, and with *Ura-Soft* sliding arm pads



A7
\$150

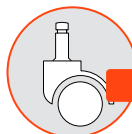
8-way adjustable arm for height, width, pivots, and with *Ura-Soft* sliding arm pads



A16
\$100

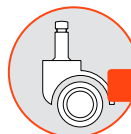
Black Soft Touch Cantilever style C-Shaped Arm

CASTER OPTIONS



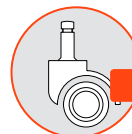
C1
STD

50mm Hooded Casters



C1S
\$30

50mm Hooded Hard Floor Casters



C2S
\$35

50mm Hooded Self-Locking Hard Floor Casters

ADDITIONAL OPTIONS



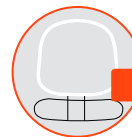
HD
\$125

Heavy Duty Multi-Shift Upgrade to 350 lbs includes BA2B aluminum base and C4 60mm casters



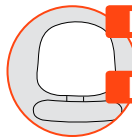
MF1
\$50
EF1
\$30

EF1 - 1" extra foam on seat
MF1 - 1" Visco elastic memory foam on seat



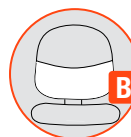
EP
\$60

Edge Protector - a clear vinyl tube placed around the edge of the back of the seat



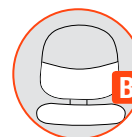
BN1
\$35
BN2
\$N/C

Upholstered Outer Back in Black Ballistic Nylon
BN1 - with Grade A ONLY
BN2 - with Grade B and Up



BNBP1
\$90

Ballistic Nylon Applied Over a Portion of the Lower Backrest Surface



BNBP2
\$180

Ballistic Nylon Applied Over a Portion of the Lower Backrest Surface and Full Seat

logic plus

ergonomics, quick ship, 10 year warranty and unbeatable value

GSA SIN # 711-18 pending

- Task seating
- Ratchet back height adjustment
- Warranted up to 500 lbs
- Seat Slider Standard
- Heavy Duty 5 Prong Base



NEW

HIGH-BACK

MODEL	CONTROL	DESCRIPTION	ARM	FABRIC																												
1790	M2	<p>HIGH-BACK HEAVY DUTY MULTI FUNCTION CONTROL</p> <p>Fully articulating seat and back for the highest level of ergonomic needs. Forward seat pitch adjustment from 0 to 6 degrees.</p>	<p>ARMLESS</p> <p>A5 HD</p> <p>A90</p>	<table border="1"> <thead> <tr> <th>A/COM</th> <th>B</th> <th>C</th> <th>D</th> <th>E</th> <th>F</th> <th>G</th> </tr> </thead> <tbody> <tr> <td>790</td> <td>895</td> <td>965</td> <td>1070</td> <td>1190</td> <td>1325</td> <td>1470</td> </tr> <tr> <td>950</td> <td>1055</td> <td>1125</td> <td>1230</td> <td>1350</td> <td>1485</td> <td>1630</td> </tr> <tr> <td>990</td> <td>1095</td> <td>1165</td> <td>1270</td> <td>1390</td> <td>1525</td> <td>1670</td> </tr> </tbody> </table> <p>SEAT SLIDER STANDARD WITH THIS CONFIGURATION</p>	A/COM	B	C	D	E	F	G	790	895	965	1070	1190	1325	1470	950	1055	1125	1230	1350	1485	1630	990	1095	1165	1270	1390	1525	1670
A/COM	B	C	D	E	F	G																										
790	895	965	1070	1190	1325	1470																										
950	1055	1125	1230	1350	1485	1630																										
990	1095	1165	1270	1390	1525	1670																										

CREATING LOGIC PLUS MODEL NUMBER

MODEL NUMBER	CONTROL	ARMS	GRADE	CASTERS	PACKAGING	OPTIONS
1790	M2	A		C		

* FOR ARMLESS CODE USE A00

FEATURES

- Heavy Duty Pneumatic Seat Height Adjustment
- Tilt Tension Control
- Back and Seat Tilt as unit
- Floating seat position Tilt Lock
- Infinite Back Angle Adj w /Free Float
- Seat Pivots up to 6 degrees forward w/ Adjustable Front Tilt Stop
- Built-in Seat Slider
- Ratchet Back Height Lumbar Adj
- 26" Diameter 5 Prong Base

DIMENSIONS

WIDTH: 30.0-33.0
DEPTH: 28.0
HEIGHT: 43.5-52.0
SEAT WIDTH: 25.0
SEAT DEPTH: 17.0-20.0
SEAT HEIGHT: 17.0-22.0
BACK WIDTH: 23.5
BACK HEIGHT: 26.5-30.5
COM: 3.3 YDS
WEIGHT: 65.0 LB

ARM OPTIONS



A5 HD
\$160
 4-way adjustable arm height, width



A90
\$200
 2-way height adjustable breakaway arm rotates back to allow easier fit under lower working surfaces

CASTER OPTIONS



C4
STD
 Standard 60mm Hoodless Casters



C1S
\$30
 50mm Hooded Hard Floor Casters




C2S
\$35
 50mm Hooded Self-Locking Hard Floor Casters


ADDITIONAL OPTIONS



BN1
\$35
BN2
\$N/C
 Upholstered Outer Back in Black Ballistic Nylon
 BN1 - with Grade A ONLY
 BN2 - with Grade B and Up



BNBP1
\$90
 Ballistic Nylon Applied Over a Portion of the Lower Backrest Surface



BNBP2
\$180
 Ballistic Nylon Applied Over a Portion of the Lower Backrest Surface and Full Seat



EP
\$60
 Edge Protector - a clear vinyl tube placed around the edge of the back of the seat

precept

breadth of configurations with an unparalleled value

GSA SIN # 711-18

- Task, stool, and conference seating
- Ratchet back height adjustment on P1, R1, M1, and Y2 models
- Warranted up to 250 lbs with B2, S2, R1, and P1
- Warranted up to 300 lbs with M1 and Y2
- CAL TB 133 Fire Code approved



LOW-BACK

MODEL	CONTROL	DESCRIPTION	ARM	FABRIC																																																								
1725	B2	<p>LOW-BACK BASIC CONTROL</p> <p>Our basic control has simple adjustments. Ideal for clerical, casual meetings, and general office use.</p>	ARMLESS	<table border="1"> <thead> <tr> <th>A/COM</th> <th>B</th> <th>C</th> <th>D</th> <th>E</th> <th>F</th> <th>G</th> </tr> </thead> <tbody> <tr><td>350</td><td>390</td><td>415</td><td>455</td><td>505</td><td>560</td><td>620</td></tr> <tr><td>520</td><td>560</td><td>585</td><td>625</td><td>675</td><td>730</td><td>790</td></tr> <tr><td>425</td><td>465</td><td>490</td><td>530</td><td>580</td><td>635</td><td>695</td></tr> <tr><td>445</td><td>485</td><td>510</td><td>550</td><td>600</td><td>655</td><td>715</td></tr> <tr><td>480</td><td>520</td><td>545</td><td>585</td><td>635</td><td>690</td><td>750</td></tr> <tr><td>500</td><td>540</td><td>565</td><td>605</td><td>655</td><td>710</td><td>770</td></tr> <tr><td>450</td><td>490</td><td>515</td><td>555</td><td>605</td><td>660</td><td>720</td></tr> </tbody> </table>	A/COM	B	C	D	E	F	G	350	390	415	455	505	560	620	520	560	585	625	675	730	790	425	465	490	530	580	635	695	445	485	510	550	600	655	715	480	520	545	585	635	690	750	500	540	565	605	655	710	770	450	490	515	555	605	660	720
A/COM	B		C	D	E	F	G																																																					
350	390		415	455	505	560	620																																																					
520	560		585	625	675	730	790																																																					
425	465		490	530	580	635	695																																																					
445	485		510	550	600	655	715																																																					
480	520		545	585	635	690	750																																																					
500	540	565	605	655	710	770																																																						
450	490	515	555	605	660	720																																																						
		A1	350	390	415	455	505	560	620																																																			
		A4	520	560	585	625	675	730	790																																																			
		A5	425	465	490	530	580	635	695																																																			
		A6	445	485	510	550	600	655	715																																																			
		A7	480	520	545	585	635	690	750																																																			
		A16	500	540	565	605	655	710	770																																																			
1725	S2	<p>LOW-BACK SWIVEL TILT CONTROL</p> <p>Use for a variety of general office seating, including private office and conference room seating.</p>	ARMLESS	<table border="1"> <thead> <tr> <th>A/COM</th> <th>B</th> <th>C</th> <th>D</th> <th>E</th> <th>F</th> <th>G</th> </tr> </thead> <tbody> <tr><td>395</td><td>435</td><td>460</td><td>500</td><td>550</td><td>605</td><td>665</td></tr> <tr><td>565</td><td>605</td><td>630</td><td>670</td><td>720</td><td>775</td><td>835</td></tr> <tr><td>470</td><td>510</td><td>535</td><td>575</td><td>625</td><td>680</td><td>740</td></tr> <tr><td>490</td><td>530</td><td>555</td><td>595</td><td>645</td><td>700</td><td>760</td></tr> <tr><td>525</td><td>565</td><td>590</td><td>630</td><td>680</td><td>735</td><td>795</td></tr> <tr><td>545</td><td>585</td><td>610</td><td>650</td><td>700</td><td>755</td><td>815</td></tr> <tr><td>495</td><td>535</td><td>560</td><td>600</td><td>650</td><td>705</td><td>765</td></tr> </tbody> </table>	A/COM	B	C	D	E	F	G	395	435	460	500	550	605	665	565	605	630	670	720	775	835	470	510	535	575	625	680	740	490	530	555	595	645	700	760	525	565	590	630	680	735	795	545	585	610	650	700	755	815	495	535	560	600	650	705	765
A/COM	B		C	D	E	F	G																																																					
395	435		460	500	550	605	665																																																					
565	605		630	670	720	775	835																																																					
470	510		535	575	625	680	740																																																					
490	530		555	595	645	700	760																																																					
525	565		590	630	680	735	795																																																					
545	585	610	650	700	755	815																																																						
495	535	560	600	650	705	765																																																						
		A1	395	435	460	500	550	605	665																																																			
		A4	565	605	630	670	720	775	835																																																			
		A5	470	510	535	575	625	680	740																																																			
		A6	490	530	555	595	645	700	760																																																			
		A7	525	565	590	630	680	735	795																																																			
		A16	545	585	610	650	700	755	815																																																			
1725	P1	<p>LOW-BACK POSTURE BACK CONTROL</p> <p>The articulating back provides proper support for moderate tasking applications.</p>	ARMLESS	<table border="1"> <thead> <tr> <th>A/COM</th> <th>B</th> <th>C</th> <th>D</th> <th>E</th> <th>F</th> <th>G</th> </tr> </thead> <tbody> <tr><td>435</td><td>475</td><td>500</td><td>540</td><td>590</td><td>645</td><td>705</td></tr> <tr><td>605</td><td>645</td><td>670</td><td>710</td><td>760</td><td>815</td><td>875</td></tr> <tr><td>510</td><td>550</td><td>575</td><td>615</td><td>665</td><td>720</td><td>780</td></tr> <tr><td>530</td><td>570</td><td>595</td><td>635</td><td>685</td><td>740</td><td>800</td></tr> <tr><td>565</td><td>605</td><td>630</td><td>670</td><td>720</td><td>775</td><td>835</td></tr> <tr><td>585</td><td>625</td><td>650</td><td>690</td><td>740</td><td>795</td><td>855</td></tr> <tr><td>535</td><td>575</td><td>600</td><td>640</td><td>690</td><td>745</td><td>805</td></tr> </tbody> </table>	A/COM	B	C	D	E	F	G	435	475	500	540	590	645	705	605	645	670	710	760	815	875	510	550	575	615	665	720	780	530	570	595	635	685	740	800	565	605	630	670	720	775	835	585	625	650	690	740	795	855	535	575	600	640	690	745	805
A/COM	B		C	D	E	F	G																																																					
435	475		500	540	590	645	705																																																					
605	645		670	710	760	815	875																																																					
510	550		575	615	665	720	780																																																					
530	570		595	635	685	740	800																																																					
565	605		630	670	720	775	835																																																					
585	625	650	690	740	795	855																																																						
535	575	600	640	690	745	805																																																						
		A1	435	475	500	540	590	645	705																																																			
		A4	605	645	670	710	760	815	875																																																			
		A5	510	550	575	615	665	720	780																																																			
		A6	530	570	595	635	685	740	800																																																			
		A7	565	605	630	670	720	775	835																																																			
		A16	585	625	650	690	740	795	855																																																			
1725	R1	<p>LOW-BACK ROCKING CONTROL</p> <p>For managerial and task applications. Similar to a swivel tilt control, with the added comfort of infinite back angle and tilt adjustment.</p>	ARMLESS	<table border="1"> <thead> <tr> <th>A/COM</th> <th>B</th> <th>C</th> <th>D</th> <th>E</th> <th>F</th> <th>G</th> </tr> </thead> <tbody> <tr><td>445</td><td>485</td><td>510</td><td>550</td><td>600</td><td>655</td><td>715</td></tr> <tr><td>615</td><td>655</td><td>680</td><td>720</td><td>770</td><td>825</td><td>885</td></tr> <tr><td>520</td><td>560</td><td>585</td><td>625</td><td>675</td><td>730</td><td>790</td></tr> <tr><td>540</td><td>580</td><td>605</td><td>645</td><td>695</td><td>750</td><td>810</td></tr> <tr><td>575</td><td>615</td><td>640</td><td>680</td><td>730</td><td>785</td><td>845</td></tr> <tr><td>595</td><td>635</td><td>660</td><td>700</td><td>750</td><td>805</td><td>865</td></tr> <tr><td>545</td><td>585</td><td>610</td><td>650</td><td>700</td><td>755</td><td>815</td></tr> </tbody> </table>	A/COM	B	C	D	E	F	G	445	485	510	550	600	655	715	615	655	680	720	770	825	885	520	560	585	625	675	730	790	540	580	605	645	695	750	810	575	615	640	680	730	785	845	595	635	660	700	750	805	865	545	585	610	650	700	755	815
A/COM	B		C	D	E	F	G																																																					
445	485		510	550	600	655	715																																																					
615	655		680	720	770	825	885																																																					
520	560		585	625	675	730	790																																																					
540	580		605	645	695	750	810																																																					
575	615		640	680	730	785	845																																																					
595	635	660	700	750	805	865																																																						
545	585	610	650	700	755	815																																																						
		A1	445	485	510	550	600	655	715																																																			
		A4	615	655	680	720	770	825	885																																																			
		A5	520	560	585	625	675	730	790																																																			
		A6	540	580	605	645	695	750	810																																																			
		A7	575	615	640	680	730	785	845																																																			
		A16	595	635	660	700	750	805	865																																																			

CREATING PRECEPT MODEL NUMBER

MODEL NUMBER CONTROL ARMS GRADE CASTERS PACKAGING OPTIONS

1 7 2 5 - [] [] - A [] [] - [] [] - C 1 [] [] [] [] [] [] [] []

* FOR ARMLESS CODE USE A00

PACKAGING NOTES

CODE	DESCRIPTION	LIST UPCHARGE
AB	ASSEMBLED IN BAG FOR WILL CALL	\$0
PAC	PARTIALLY ASSEMBLED IN CARTON	\$0
BAC	BACK ASSEMBLED IN CARTON	\$40

FEATURES

- 360 degree swivel
- Pneumatic Seat Height Adjustment
- Adjustable back depth

DIMENSIONS

WIDTH: 26.5
DEPTH: 26.5
HEIGHT: 35.0-39.5
SEAT WIDTH: 22.0
SEAT DEPTH: 17.0
SEAT HEIGHT: 17.5-22.0
BACK WIDTH: 19.5
BACK HEIGHT: 18.5
COM: 1.4 YD
WEIGHT: 28.0 LB

- Pneumatic Seat Height Adjustment
- Tilt Tension Control
- Seat and Back Tilt as a Unit
- Upright Position Tilt Lock
- Adjustable back depth

WIDTH: 26.5
DEPTH: 26.5
HEIGHT: 35.0-39.5
SEAT WIDTH: 22.0
SEAT DEPTH: 17.0
SEAT HEIGHT: 17.5-22.0
BACK WIDTH: 19.5
BACK HEIGHT: 18.5
COM: 1.4 YD
WEIGHT: 31.0 LB

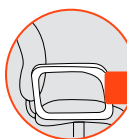
- Pneumatic Seat Height Adjustment
- Infinite back angle adjust with free float
- Ratchet Back Height Lumbar Adjustment

WIDTH: 26.5
DEPTH: 26.5
HEIGHT: 35.0-42.5
SEAT WIDTH: 22.0
SEAT DEPTH: 17.0
SEAT HEIGHT: 17.5-22.0
BACK WIDTH: 19.5
BACK HEIGHT: 18.5-21.5
COM: 1.4 YD
WEIGHT: 33.0 LB

- Pneumatic Seat Height Adjustment
- Tilt Tension Control
- Seat and Back Tilt as a Unit
- Floating Seat Position Tilt Lock
- Infinite Back Angle Adj w/ Free Float
- Ratchet Back Height Lumbar Adjustment

WIDTH: 26.5
DEPTH: 26.5
HEIGHT: 35.0-42.5
SEAT WIDTH: 22.0
SEAT DEPTH: 17.0
SEAT HEIGHT: 17.5-22.0
BACK WIDTH: 19.5
BACK HEIGHT: 18.5-21.5
COM: 1.4 YD
WEIGHT: 35.0 LB

ARM OPTIONS



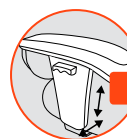
A1
\$70

Black soft touch loop arm



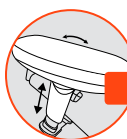
A4
\$75

2-way adjustable arm for height



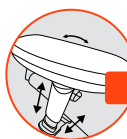
A5
\$95

4-way adjustable arm for height and width



A6
\$130

6-way adjustable arm for height, pivots, and with Ura-Soft sliding arm pads



A7
\$85

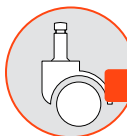
8-way adjustable arm for height, width, pivots, and with Ura-Soft sliding arm pads



A16
\$100

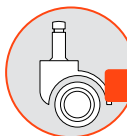
Black Soft Touch Cantilever style C-Shaped Arm

CASTER OPTIONS



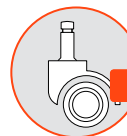
C1
STD

50mm Hooded Casters



C1S
\$30

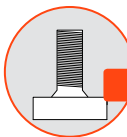
50mm Hooded Hard Floor Casters



C2S
\$35

50mm Hooded Self-Locking Hard Floor Casters

ADDITIONAL OPTIONS



BT
\$15

Replace Knob with Bolt (for S2 Controls ONLY)



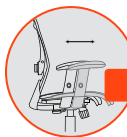
EF1
\$30

1" extra foam on seat



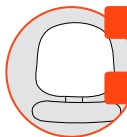
MF1
\$50

1" Visco elastic memory foam on seat



SS
\$60

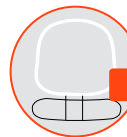
Seat Slider 2.5" Side Paddle Activated



BN1
\$35

BN2
\$N/C

Upholstered Outer Back in Black Ballistic Nylon
 BN1 - with Grade A ONLY
 BN2 - with Grade B and Up



EP
\$60

Edge Protector - a clear vinyl tube placed around the edge of the back of the seat



precept

breadth of configurations with an unparalleled value

GSA SIN # 711-18

- Task, stool, and conference seating
- Ratchet back height adjustment on P1, R1, M1, and Y2 models
- Warranted up to 250 lbs with B2, S2, R1, and P1
- Warranted up to 300 lbs with M1 and Y2
- CAL TB 133 Fire Code approved



LOW-BACK

MODEL	CONTROL	DESCRIPTION	ARM	FABRIC																																																								
1725	M1	<p>LOW-BACK MULTI-FUNCTION CONTROL</p> <p>Fully articulating seat and back for the highest level of ergonomic needs. Forward seat pitch adjustment from 0 to 6 degrees.</p>	ARMLESS	<table border="1"> <thead> <tr> <th>A/COM</th> <th>B</th> <th>C</th> <th>D</th> <th>E</th> <th>F</th> <th>G</th> </tr> </thead> <tbody> <tr><td>495</td><td>535</td><td>560</td><td>600</td><td>650</td><td>705</td><td>765</td></tr> <tr><td>665</td><td>705</td><td>730</td><td>770</td><td>820</td><td>875</td><td>935</td></tr> <tr><td>570</td><td>610</td><td>635</td><td>675</td><td>725</td><td>780</td><td>840</td></tr> <tr><td>590</td><td>630</td><td>655</td><td>695</td><td>745</td><td>800</td><td>860</td></tr> <tr><td>625</td><td>665</td><td>690</td><td>730</td><td>780</td><td>835</td><td>895</td></tr> <tr><td>645</td><td>685</td><td>710</td><td>750</td><td>800</td><td>855</td><td>915</td></tr> <tr><td>595</td><td>635</td><td>660</td><td>700</td><td>750</td><td>805</td><td>865</td></tr> </tbody> </table>	A/COM	B	C	D	E	F	G	495	535	560	600	650	705	765	665	705	730	770	820	875	935	570	610	635	675	725	780	840	590	630	655	695	745	800	860	625	665	690	730	780	835	895	645	685	710	750	800	855	915	595	635	660	700	750	805	865
A/COM	B		C	D	E	F	G																																																					
495	535		560	600	650	705	765																																																					
665	705		730	770	820	875	935																																																					
570	610		635	675	725	780	840																																																					
590	630		655	695	745	800	860																																																					
625	665		690	730	780	835	895																																																					
645	685	710	750	800	855	915																																																						
595	635	660	700	750	805	865																																																						
		A1	665	705	730	770	820	875	935																																																			
		A4	570	610	635	675	725	780	840																																																			
		A5	590	630	655	695	745	800	860																																																			
		A6	625	665	690	730	780	835	895																																																			
		A7	645	685	710	750	800	855	915																																																			
		A16	595	635	660	700	750	805	865																																																			

MODEL	CONTROL	DESCRIPTION	ARM	FABRIC																																																								
1725	Y2-SS	<p>LOW-BACK SYNCHRO TILT CONTROL</p> <p>Use for a variety of general office seating, including private office and conference room seating.</p>	ARMLESS	<table border="1"> <thead> <tr> <th>A/COM</th> <th>B</th> <th>C</th> <th>D</th> <th>E</th> <th>F</th> <th>G</th> </tr> </thead> <tbody> <tr><td>535</td><td>575</td><td>600</td><td>640</td><td>690</td><td>745</td><td>805</td></tr> <tr><td>705</td><td>745</td><td>770</td><td>810</td><td>860</td><td>915</td><td>975</td></tr> <tr><td>610</td><td>650</td><td>675</td><td>715</td><td>765</td><td>820</td><td>880</td></tr> <tr><td>630</td><td>670</td><td>695</td><td>735</td><td>785</td><td>840</td><td>900</td></tr> <tr><td>665</td><td>705</td><td>730</td><td>770</td><td>820</td><td>875</td><td>935</td></tr> <tr><td>685</td><td>725</td><td>750</td><td>790</td><td>840</td><td>895</td><td>955</td></tr> <tr><td>635</td><td>675</td><td>700</td><td>740</td><td>790</td><td>845</td><td>905</td></tr> </tbody> </table>	A/COM	B	C	D	E	F	G	535	575	600	640	690	745	805	705	745	770	810	860	915	975	610	650	675	715	765	820	880	630	670	695	735	785	840	900	665	705	730	770	820	875	935	685	725	750	790	840	895	955	635	675	700	740	790	845	905
A/COM	B		C	D	E	F	G																																																					
535	575		600	640	690	745	805																																																					
705	745		770	810	860	915	975																																																					
610	650		675	715	765	820	880																																																					
630	670		695	735	785	840	900																																																					
665	705		730	770	820	875	935																																																					
685	725	750	790	840	895	955																																																						
635	675	700	740	790	845	905																																																						
		A1	705	745	770	810	860	915	975																																																			
		A4	610	650	675	715	765	820	880																																																			
		A5	630	670	695	735	785	840	900																																																			
		A6	665	705	730	770	820	875	935																																																			
		A7	685	725	750	790	840	895	955																																																			
		A16	635	675	700	740	790	845	905																																																			

SS SEAT SLIDER STANDARD WITH THIS CONFIGURATION

MODEL	CONTROL	DESCRIPTION	ARM	FABRIC																					
1725	GT	<p>GUEST</p> <p>Well suited for guest seating.</p>	ARMLESS	<table border="1"> <thead> <tr> <th>A/COM</th> <th>B</th> <th>C</th> <th>D</th> <th>E</th> <th>F</th> <th>G</th> </tr> </thead> <tbody> <tr><td>340</td><td>380</td><td>405</td><td>445</td><td>495</td><td>550</td><td>610</td></tr> <tr><td>410</td><td>550</td><td>575</td><td>615</td><td>665</td><td>720</td><td>780</td></tr> </tbody> </table>	A/COM	B	C	D	E	F	G	340	380	405	445	495	550	610	410	550	575	615	665	720	780
A/COM	B		C	D	E	F	G																		
340	380	405	445	495	550	610																			
410	550	575	615	665	720	780																			
		A1	410	550	575	615	665	720	780																

SHIPS PARTIALLY ASSEMBLED PAC OR AB / SWA - STANDARD WITH ARMS

CREATING PRECEPT MODEL NUMBER

MODEL NUMBER CONTROL ARMS GRADE CASTERS PACKAGING OPTIONS

1 7 2 5 - [] [] - A [] [] - [] [] [] [] - [] [] [] [] - [] [] [] []

* FOR ARMLESS CODE USE A00 * GT MODELS DO NOT HAVE A CASTER CODE

PACKAGING NOTES

CODE	DESCRIPTION	LIST UPCHARGE
AB	ASSEMBLED IN BAG FOR WILL CALL	\$0
PAC	PARTIALLY ASSEMBLED IN CARTON	\$0
BAC	BACK ASSEMBLED IN CARTON	\$40

FEATURES

- Pneumatic Seat Height Adjustment
- Tilt Tension Control
- Seat and Back Tilt as a Unit
- Floating Seat Position Tilt Lock
- Infinite Back Angle Adj w/ Free Float
- Seat Pivots from 0° to 6° Forward
- Ratchet Back Height Lumbar Adjustment

DIMENSIONS

WIDTH: 26.5
DEPTH: 26.5
HEIGHT: 35.0-42.5
SEAT WIDTH: 22.0
SEAT DEPTH: 17.0
SEAT HEIGHT: 17.5-22.0
BACK WIDTH: 19.5
BACK HEIGHT: 18.5-21.5
COM: 1.4 YD
WEIGHT: 39.0 LB

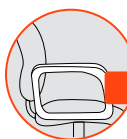
- Pneumatic Seat Height Adjustment
- Side Tilt Tension Control
- Back and Seat Tilt in 2:1 ratio
- 4 Locking Positions
- Safety Tilt Release
- Ratchet Back Height Lumbar Adjustment
- SS Seat Slider standard

WIDTH: 26.5
DEPTH: 26.5
HEIGHT: 33.5-41.0
SEAT WIDTH: 22.0
SEAT DEPTH: 17.0-19.5
SEAT HEIGHT: 19.0-23.5
BACK WIDTH: 19.5
BACK HEIGHT: 18.5-21.5
COM: 1.4 YD
WEIGHT: 41.0 LB

- Cantilever base design

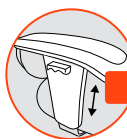
WIDTH: 26.5
DEPTH: 26.5
HEIGHT: 35.5
SEAT WIDTH: 22.0
SEAT DEPTH: 17.0
SEAT HEIGHT: 17.0
BACK WIDTH: 19.5
BACK HEIGHT: 18.5
COM: 1.4 YD
WEIGHT: 38.0 LB

ARM OPTIONS



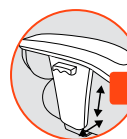
A1
\$70

Black soft touch loop arm



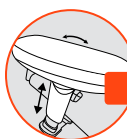
A4
\$75

2-way adjustable arm for height



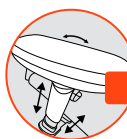
A5
\$95

4-way adjustable arm for height and width



A6
\$130

6-way adjustable arm for height, pivots, and with Ura-Soft sliding arm pads



A7
\$85

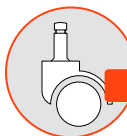
8-way adjustable arm for height, width, pivots, and with Ura-Soft sliding arm pads



A16
\$100

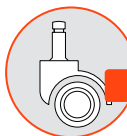
Black Soft Touch Cantilever style C-Shaped Arm

CASTER OPTIONS



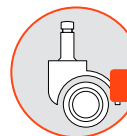
C1
STD

50mm Hooded Casters



C1S
\$30

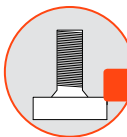
50mm Hooded Hard Floor Casters



C2S
\$35

50mm Hooded Self-Locking Hard Floor Casters

ADDITIONAL OPTIONS



BT
\$15

Replace Knob with Bolt (for S2 Controls ONLY)



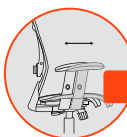
EF1
\$30

1" extra foam on seat



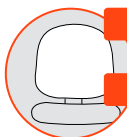
MF1
\$50

1" Visco elastic memory foam on seat



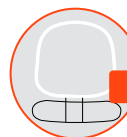
SS
\$60

Seat Slider 2.5" Side Paddle Activated



BN1
\$35
BN2
\$N/C

Upholstered Outer Back in Black Ballistic Nylon
 BN1 - with Grade A ONLY
 BN2 - with Grade B and Up



EP
\$60

Edge Protector - a clear vinyl tube placed around the edge of the back of the seat



precept

breadth of configurations with an unparalleled value

GSA SIN # 711-18

- Task, stool, and conference seating
- Ratchet back height adjustment on P1, R1, M1, and Y2 models
- Warranted up to 250 lbs with B2, S2, R1, and P1
- Warranted up to 300 lbs with M1 and Y2
- CAL TB 133 Fire Code approved



STOOL

MODEL	CONTROL	DESCRIPTION	ARM	FABRIC																																																								
1726	B2	10" STOOL BASIC CONTROL Use for work surfaces up to 42 inches high.	ARMLESS	<table border="1"> <thead> <tr> <th>A/COM</th> <th>B</th> <th>C</th> <th>D</th> <th>E</th> <th>F</th> <th>G</th> </tr> </thead> <tbody> <tr><td>470</td><td>510</td><td>535</td><td>575</td><td>625</td><td>680</td><td>740</td></tr> <tr><td>640</td><td>680</td><td>705</td><td>745</td><td>795</td><td>850</td><td>910</td></tr> <tr><td>545</td><td>585</td><td>610</td><td>650</td><td>700</td><td>755</td><td>815</td></tr> <tr><td>565</td><td>605</td><td>630</td><td>670</td><td>720</td><td>775</td><td>835</td></tr> <tr><td>600</td><td>640</td><td>665</td><td>705</td><td>755</td><td>810</td><td>870</td></tr> <tr><td>620</td><td>660</td><td>685</td><td>725</td><td>775</td><td>830</td><td>890</td></tr> <tr><td>570</td><td>610</td><td>635</td><td>675</td><td>725</td><td>780</td><td>840</td></tr> </tbody> </table>	A/COM	B	C	D	E	F	G	470	510	535	575	625	680	740	640	680	705	745	795	850	910	545	585	610	650	700	755	815	565	605	630	670	720	775	835	600	640	665	705	755	810	870	620	660	685	725	775	830	890	570	610	635	675	725	780	840
A/COM	B		C	D	E	F	G																																																					
470	510		535	575	625	680	740																																																					
640	680		705	745	795	850	910																																																					
545	585		610	650	700	755	815																																																					
565	605		630	670	720	775	835																																																					
600	640		665	705	755	810	870																																																					
620	660	685	725	775	830	890																																																						
570	610	635	675	725	780	840																																																						
			A1																																																									
			A4																																																									
			A5																																																									
			A6																																																									
			A7																																																									
			A16																																																									
				SS SEAT SLIDER - NOT AVAILABLE																																																								
1726	P1	10" STOOL POSTURE BACK CONTROL Use for work surfaces up to 42 inches high.	ARMLESS	<table border="1"> <thead> <tr> <th>A/COM</th> <th>B</th> <th>C</th> <th>D</th> <th>E</th> <th>F</th> <th>G</th> </tr> </thead> <tbody> <tr><td>555</td><td>595</td><td>620</td><td>660</td><td>710</td><td>765</td><td>825</td></tr> <tr><td>725</td><td>765</td><td>790</td><td>830</td><td>880</td><td>935</td><td>995</td></tr> <tr><td>630</td><td>670</td><td>695</td><td>735</td><td>785</td><td>840</td><td>900</td></tr> <tr><td>650</td><td>690</td><td>715</td><td>755</td><td>805</td><td>860</td><td>920</td></tr> <tr><td>685</td><td>725</td><td>750</td><td>790</td><td>840</td><td>895</td><td>955</td></tr> <tr><td>705</td><td>745</td><td>770</td><td>810</td><td>860</td><td>915</td><td>975</td></tr> <tr><td>655</td><td>695</td><td>720</td><td>760</td><td>810</td><td>865</td><td>925</td></tr> </tbody> </table>	A/COM	B	C	D	E	F	G	555	595	620	660	710	765	825	725	765	790	830	880	935	995	630	670	695	735	785	840	900	650	690	715	755	805	860	920	685	725	750	790	840	895	955	705	745	770	810	860	915	975	655	695	720	760	810	865	925
A/COM	B		C	D	E	F	G																																																					
555	595		620	660	710	765	825																																																					
725	765		790	830	880	935	995																																																					
630	670		695	735	785	840	900																																																					
650	690		715	755	805	860	920																																																					
685	725		750	790	840	895	955																																																					
705	745	770	810	860	915	975																																																						
655	695	720	760	810	865	925																																																						
			A1																																																									
			A4																																																									
			A5																																																									
			A6																																																									
			A7																																																									
			A16																																																									
				SS SEAT SLIDER - NOT AVAILABLE																																																								
1728	B2	8" STOOL BASIC CONTROL Use for work surfaces up to 36 inches high.	ARMLESS	<table border="1"> <thead> <tr> <th>A/COM</th> <th>B</th> <th>C</th> <th>D</th> <th>E</th> <th>F</th> <th>G</th> </tr> </thead> <tbody> <tr><td>470</td><td>510</td><td>535</td><td>575</td><td>625</td><td>680</td><td>740</td></tr> <tr><td>640</td><td>680</td><td>705</td><td>745</td><td>795</td><td>850</td><td>910</td></tr> <tr><td>545</td><td>585</td><td>610</td><td>650</td><td>700</td><td>755</td><td>815</td></tr> <tr><td>565</td><td>605</td><td>630</td><td>670</td><td>720</td><td>775</td><td>835</td></tr> <tr><td>600</td><td>640</td><td>665</td><td>705</td><td>755</td><td>810</td><td>870</td></tr> <tr><td>620</td><td>660</td><td>685</td><td>725</td><td>775</td><td>830</td><td>890</td></tr> <tr><td>570</td><td>610</td><td>635</td><td>675</td><td>725</td><td>780</td><td>840</td></tr> </tbody> </table>	A/COM	B	C	D	E	F	G	470	510	535	575	625	680	740	640	680	705	745	795	850	910	545	585	610	650	700	755	815	565	605	630	670	720	775	835	600	640	665	705	755	810	870	620	660	685	725	775	830	890	570	610	635	675	725	780	840
A/COM	B		C	D	E	F	G																																																					
470	510		535	575	625	680	740																																																					
640	680		705	745	795	850	910																																																					
545	585		610	650	700	755	815																																																					
565	605		630	670	720	775	835																																																					
600	640		665	705	755	810	870																																																					
620	660	685	725	775	830	890																																																						
570	610	635	675	725	780	840																																																						
			A1																																																									
			A4																																																									
			A5																																																									
			A6																																																									
			A7																																																									
			A16																																																									
				SS SEAT SLIDER - NOT AVAILABLE																																																								
1728	P1	8" STOOL POSTURE BACK CONTROL Use for work surfaces up to 36 inches high.	ARMLESS	<table border="1"> <thead> <tr> <th>A/COM</th> <th>B</th> <th>C</th> <th>D</th> <th>E</th> <th>F</th> <th>G</th> </tr> </thead> <tbody> <tr><td>555</td><td>595</td><td>620</td><td>660</td><td>710</td><td>765</td><td>825</td></tr> <tr><td>725</td><td>765</td><td>790</td><td>830</td><td>880</td><td>935</td><td>995</td></tr> <tr><td>630</td><td>670</td><td>695</td><td>735</td><td>785</td><td>840</td><td>900</td></tr> <tr><td>650</td><td>690</td><td>715</td><td>755</td><td>805</td><td>860</td><td>920</td></tr> <tr><td>685</td><td>725</td><td>750</td><td>790</td><td>840</td><td>895</td><td>955</td></tr> <tr><td>705</td><td>745</td><td>770</td><td>810</td><td>860</td><td>915</td><td>975</td></tr> <tr><td>655</td><td>695</td><td>720</td><td>760</td><td>810</td><td>865</td><td>925</td></tr> </tbody> </table>	A/COM	B	C	D	E	F	G	555	595	620	660	710	765	825	725	765	790	830	880	935	995	630	670	695	735	785	840	900	650	690	715	755	805	860	920	685	725	750	790	840	895	955	705	745	770	810	860	915	975	655	695	720	760	810	865	925
A/COM	B		C	D	E	F	G																																																					
555	595		620	660	710	765	825																																																					
725	765		790	830	880	935	995																																																					
630	670		695	735	785	840	900																																																					
650	690		715	755	805	860	920																																																					
685	725		750	790	840	895	955																																																					
705	745	770	810	860	915	975																																																						
655	695	720	760	810	865	925																																																						
			A1																																																									
			A4																																																									
			A5																																																									
			A6																																																									
			A7																																																									
			A16																																																									
				SS SEAT SLIDER - NOT AVAILABLE																																																								

CREATING PRECEPT MODEL NUMBER

MODEL NUMBER CONTROL ARMS GRADE CASTERS PACKAGING OPTIONS

1 7 2 - - A - - C 1 - - - - -

* FOR ARMLESS CODE USE A00

PACKAGING NOTES

CODE	DESCRIPTION	LIST UPCHARGE
AB	ASSEMBLED IN BAG FOR WILL CALL	\$0
PAC	PARTIALLY ASSEMBLED IN CARTON	\$0
BAC	BACK ASSEMBLED IN CARTON	\$40

FEATURES

- 360 degree swivel
- Pneumatic Seat Height Adjustment
- Adjustable back depth
- Height Adjustable Foot Ring

DIMENSIONS

WIDTH: 26.5
DEPTH: 26.5
HEIGHT: 42.5-52.5
SEAT WIDTH: 22.0
SEAT DEPTH: 17.0
SEAT HEIGHT: 25.0-35.0
BACK WIDTH: 19.5
BACK HEIGHT: 18.5
COM: 1.4 YD
WEIGHT: 32.0 LB

- Pneumatic Seat Height Adjustment
- Infinite back angle adjust with free float
- Ratchet Back Height Lumbar Adjustment
- Height Adjustable Foot Ring

WIDTH: 26.5
DEPTH: 26.5
HEIGHT: 42.5-55.5
SEAT WIDTH: 22.0
SEAT DEPTH: 17.0
SEAT HEIGHT: 25.0-35.0
BACK WIDTH: 19.5
BACK HEIGHT: 18.5-21.5
COM: 1.4 YD
WEIGHT: 36.0 LB

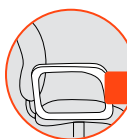
- 360 degree swivel
- Pneumatic Seat Height Adjustment
- Adjustable back depth
- Height Adjustable Foot Ring

WIDTH: 26.5
DEPTH: 26.5
HEIGHT: 38.5-46.5
SEAT WIDTH: 22.0
SEAT DEPTH: 17.0
SEAT HEIGHT: 21.0-29.0
BACK WIDTH: 19.5
BACK HEIGHT: 18.5
COM: 1.4 YD
WEIGHT: 31.0 LB

- Pneumatic Seat Height Adjustment
- Infinite back angle adjust with free float
- Ratchet Back Height Lumbar Adjustment
- Height Adjustable Foot Ring

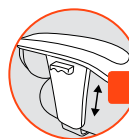
WIDTH: 26.5
DEPTH: 26.5
HEIGHT: 38.5-49.5
SEAT WIDTH: 22.0
SEAT DEPTH: 17.0
SEAT HEIGHT: 21.0-29.0
BACK WIDTH: 19.5
BACK HEIGHT: 18.5-21.5
COM: 1.4 YD
WEIGHT: 35.0 LB

ARM OPTIONS



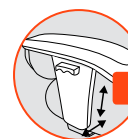
A1
\$70

Black soft touch loop arm



A4
\$75

2-way adjustable arm for height



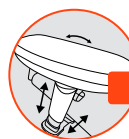
A5
\$95

4-way adjustable arm for height and width



A6
\$130

6-way adjustable arm for height, pivots, and with *Ura-Soft* sliding arm pads



A7
\$85

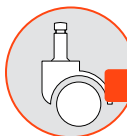
8-way adjustable arm for height, width, pivots, and with *Ura-Soft* sliding arm pads



A16
\$100

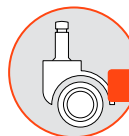
Black Soft Touch Cantilever style C-Shaped Arm

CASTER OPTIONS



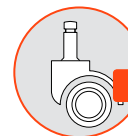
C1
STD

50mm Hooded Casters



C1S
\$30

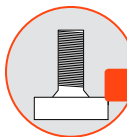
50mm Hooded Hard Floor Casters



C2S
\$35

50mm Hooded Self-Locking Hard Floor Casters

ADDITIONAL OPTIONS



BT
\$15

Replace Knob with Bolt (for S2 Controls ONLY)



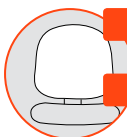
EF1
\$30

1" extra foam on seat



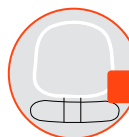
MF1
\$50

1" Visco elastic memory foam on seat



BN1
\$35
BN2
\$N/C

Upholstered Outer Back in Black Ballistic Nylon
 BN1 - with Grade A ONLY
 BN2 - with Grade B and Up



EP
\$60

Edge Protector - a clear vinyl tube placed around the edge of the back of the seat



GSA SIN # 711-18

sequence

versatile executive, conference and managerial seating

- Executive, management and conference seating
- One piece shell with high resilient molded foam
- Warranted up to 250 lbs



MID-BACK

MODEL	CONTROL	DESCRIPTION	ARM	FABRIC/LEATHER								
				A/COM	B	C	D	E	F	G	L2	
2400	S1	<p>MID-BACK SWIVEL TILT CONTROL</p> <p>Use for a variety of general office task seating, including private office and conference room seating.</p>	A14	445	505	545	605	675	750	835	445	
2400	K1	<p>MID-BACK KNEE TILT CONTROL</p> <p>Ultimate seating comfort suited for the executive or manager. Allows for a full range of movement with a sharp, simple look.</p>	A14	495	555	595	655	725	800	885	495	

CREATING SEQUENCE MODEL NUMBER

MODEL NUMBER CONTROL ARMS GRADE CASTERS PACKAGING OPTIONS

2 4 0 0 - [] [] - A 1 4 - [] [] - C 1 [] [] - [] [] [] - [] [] []

* FOR ARMLESS CODE USE A00

PACKAGING NOTES

CODE	DESCRIPTION	LIST UPCHARGE
AB	ASSEMBLED IN BAG FOR WILL CALL	\$0
BAC	BACK ASSEMBLED IN CARTON	\$0

FEATURES

- Pneumatic Seat Height Adjustment
- Tilt Tension Control
- Seat and Back Tilt as a Unit
- Upright Position Tilt Lock
- Molded Foam Seat and Back

DIMENSIONS

WIDTH: 24.0
DEPTH: 27.5
HEIGHT: 40.5-45.0
SEAT WIDTH: 25.5
SEAT DEPTH: 18.5
SEAT HEIGHT: 18.0-22.5
BACK WIDTH: 22.0
BACK HEIGHT: 23.5
COM: 1.9 YDS
WEIGHT: 35.5 LB

- Pneumatic Seat Height Adjustment
- Tilt Tension Control
- Seat and Back Tilt as a Unit
- 5 Locking Positions
- Safety Tilt Release
- Reduced Rise of Front of Seat
- Molded Foam Seat and Back

WIDTH: 24.0
DEPTH: 27.5
HEIGHT: 40.5-43.5
SEAT WIDTH: 25.5
SEAT DEPTH: 18.5
SEAT HEIGHT: 18.0-21.0
BACK WIDTH: 22.0
BACK HEIGHT: 23.5
COM: 1.9 YDS
WEIGHT: 40.0 LB

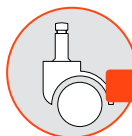
ARM OPTIONS



A14

L-Shaped Polypropylene Armrest


CASTER OPTIONS



C1

STD

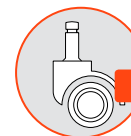
50mm Hooded Casters



C1S

\$30

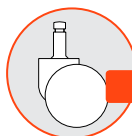
50mm Hooded Hard Floor Casters



C2S

\$35

50mm Hooded Self-Locking Hard Floor Casters



C4

\$30

60mm Hoodless Heavy-Duty Casters

ADDITIONAL OPTIONS



BA2P

\$90

27" Polished Aluminum Base



BA2S

\$90

27" Silver Aluminum Base



BA2B

\$90

27" Black Aluminum Base



shuttle

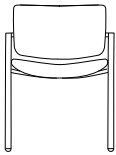

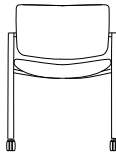

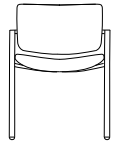

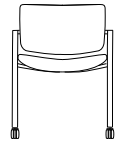

the ultimate utility chair

GSA SIN # 711-19

- Seat and back styles include: all plastic, upholstered seat w/ plastic back or fully upholstered seat and back
- Bariatric, stools and tablet models available
- 11 plastic colors, 2 frame finishes
- Wall saver design on model 1210 and 1260
- Warranted up to 300 lbs
- CAL TB 133 Fire Code approved



ALL PLASTIC - AP

MODEL	CONTROL	DESCRIPTION	MESH	ARM	FABRIC
1210	GT	GUEST STACKING Plastic back with plastic seat.		ARMLESS	P 235
				A18B	280
				A18G	280
				TLF	385
				TRF	385
NOTE: TLF AND TRF REQUIRE SOME ASSEMBLY					
1215	GT	GUEST STACKING WITH CASTERS Plastic back with plastic seat.		ARMLESS	P 280
				A18B	325
				A18G	325
NEW MODEL 1260	GT	GUEST STACKING Mesh back with plastic seat.	M1	ARMLESS	P 300
			M1	A18B	345
			M1	A18G	345
			M2/M3	ARMLESS	330
			M2/M3	A18B	375
		M2/M3	A18G	375	
NEW MODEL 1265	GT	GUEST STACKING WITH CASTERS Mesh back with plastic seat.	M1	ARMLESS	P 345
			M1	A18B	390
			M1	A18G	390
			M2/M3	ARMLESS	375
			M2/M3	A18B	420
		M2/M3	A18G	420	

CREATING SHUTTLE MODEL NUMBER

MODEL NUMBER CONTROL ARMS FRAME COLOR UPHOLSTERY MESH COLOR PLASTIC COLOR GRADE CASTERS PACKAGING

1 2 - A - F - A P - M - P - - - -

* FOR ARMLESS CODE USE A00

* ONLY SELECT CASTER CODE FOR MODEL 1215

FRAME COLORS

CODE	DESCRIPTION
BF	BLACK
SF	SILVER

PACKAGING NOTES

CODE	DESCRIPTION	LIST UPCHARGE
AB	ASSEMBLED IN BAG FOR WILL CALL	\$0
AC	ASSEMBLED IN CARTON	\$0

SHUTTLE SIDE CHAIRS SHIP UP TO 3 PER CARTON

FEATURES

- Non-Marring Floor Glides
- Stack 4 High on Floor
- Stacks 6 High on Optional Dolly
- Wall Saver Back Legs

DIMENSIONS

	ARMLESS	W/ ARMS
WIDTH:	21.5	25.5
DEPTH:	25.0	25.0
HEIGHT:	33.0	33.0
SEAT WIDTH:	19.5	19.5
SEAT DEPTH:	17.0	17.0
SEAT HEIGHT:	17.0	17.0
BACK WIDTH:	20.0	20.0
BACK HEIGHT:	16.0	16.0
COM:	N/A	N/A
WEIGHT:	17.0 LB	20.0 LB

- 50mm Hooded Casters
- Stack 4 High on Floor
- Stacks 6 High on Optional Dolly

WIDTH:	21.5	25.5
DEPTH:	25.0	25.0
HEIGHT:	33.0	33.0
SEAT WIDTH:	19.5	19.5
SEAT DEPTH:	17.0	17.0
SEAT HEIGHT:	17.0	17.0
BACK WIDTH:	20.0	20.0
BACK HEIGHT:	16.0	16.0
COM:	N/A	N/A
WEIGHT:	17.0 LB	20.0 LB

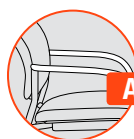
- Non-Marring Floor Glides

WIDTH:	21.5	25.5
DEPTH:	25.0	25.0
HEIGHT:	42.0	42.0
SEAT WIDTH:	19.5	19.5
SEAT DEPTH:	17.0	17.0
SEAT HEIGHT:	27.0	27.0
BACK WIDTH:	20.0	20.0
BACK HEIGHT:	16.0	16.0
COM:	N/A	N/A
WEIGHT:	22.5 LB	25.5 LB

- Non-Marring Floor Glides

WIDTH:	21.5	25.5
DEPTH:	25.0	25.0
HEIGHT:	45.0	45.0
SEAT WIDTH:	19.5	19.5
SEAT DEPTH:	17.0	17.0
SEAT HEIGHT:	30.0	30.0
BACK WIDTH:	20.0	20.0
BACK HEIGHT:	16.0	16.0
COM:	N/A	N/A
WEIGHT:	23.5 LB	26.5 LB

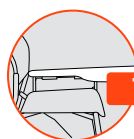
ARM OPTIONS



A18B

\$45

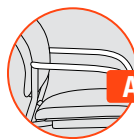
Soft Touch Polyurethane Arms - Black Color



TLF

\$150

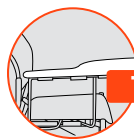
Left Folding Tablet Arm in Black Laminate. Available with Black Frame only
*Not Stackable with Tablet



A18G

\$45

Soft Touch Polyurethane Arms - Gray Color
*Available to Ship July '13

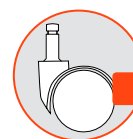


TRF

\$150

Right Folding Tablet Arm in Black Laminate. Available with Black Frame only
*Not Stackable with Tablet

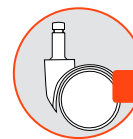
CASTER OPTIONS



C5

STD

Standard 50mm Hooded Casters



C5S

\$30

50mm Hooded Hard Floor Casters

ADDITIONAL OPTIONS



G8

\$20

Self-Leveling Metal Glide
4 per set
Not Available on ST2 Stool and 1215 models



G9

\$30

Self-Leveling VCT Glide
4 per set
Not Available on ST2 Stool and 1215 models

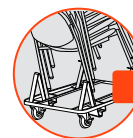


G10

\$30

Self-Leveling Felt Glide
4 per set
Not Available on ST2 Stool and 1215 models

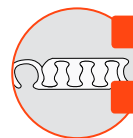
ACCESSORIES



DL1

\$230

Stacking Dolly
Stack Chair 10 High four legs only



GC1

\$30

GC2

\$30

Ganging Clip - 2 per set
GC1 - Armless-to-Armless
GC2 - Arm-to-Arm

PLASTIC COLORS

BLACK SWAN P01	CLASSIC BURGUNDY P02	CORAL RED P03	SUNBONNET YELLOW P04
WHITE WHISPER P05	BOULDER GRAY P06	DOVER SKY P07	ESSEX BLUE P08
PALE WATER GREEN P09	CINNABAR ORANGE P10	FEDERAL BLUE P11	



BRK

\$70

Book Rack in Black Only
Available on All Models
*Not Stackable with BRK

CAUTION: Careless stacking of chairs may scratch and damage frames. 9to5 Seating does not warrant scratched frames of stacking chairs.

shuttle

the ultimate utility chair

GSA SIN # 711-19

- Seat and back styles include: all plastic, upholstered seat w/ plastic back or fully upholstered seat and back
- Bariatric, stools and tablet models available
- 11 plastic colors, 2 frame finishes
- Wall saver design on model 1210 and 1260
- Warranted up to 300 lbs
- CAL TB 133 Fire Code approved



UPHOLSTERED SEAT - US

MODEL	CONTROL	DESCRIPTION	MESH	ARM	FABRIC																																										
1210	GT	GUEST STACKING Plastic back with upholstered seat.		ARMLESS	<table border="1"> <thead> <tr> <th>A/COM</th> <th>B</th> <th>C</th> <th>D</th> <th>E</th> <th>F</th> <th>G</th> </tr> </thead> <tbody> <tr> <td>300</td> <td>325</td> <td>345</td> <td>370</td> <td>400</td> <td>435</td> <td>470</td> </tr> <tr> <td>345</td> <td>370</td> <td>390</td> <td>415</td> <td>445</td> <td>480</td> <td>515</td> </tr> <tr> <td>345</td> <td>370</td> <td>390</td> <td>415</td> <td>445</td> <td>480</td> <td>515</td> </tr> <tr> <td>450</td> <td>475</td> <td>495</td> <td>520</td> <td>550</td> <td>585</td> <td>620</td> </tr> <tr> <td>450</td> <td>475</td> <td>495</td> <td>520</td> <td>550</td> <td>585</td> <td>620</td> </tr> </tbody> </table>	A/COM	B	C	D	E	F	G	300	325	345	370	400	435	470	345	370	390	415	445	480	515	345	370	390	415	445	480	515	450	475	495	520	550	585	620	450	475	495	520	550	585	620
A/COM	B		C	D	E	F	G																																								
300	325		345	370	400	435	470																																								
345	370		390	415	445	480	515																																								
345	370		390	415	445	480	515																																								
450	475	495	520	550	585	620																																									
450	475	495	520	550	585	620																																									
				A18B																																											
				A18G																																											
				TLF																																											
				TRF																																											

NOTE: TLF AND TRF REQUIRE SOME ASSEMBLY

MODEL	CONTROL	DESCRIPTION	MESH	ARM	FABRIC																												
1215	GT	GUEST STACKING WITH CASTERS Plastic back with upholstered seat.		ARMLESS	<table border="1"> <thead> <tr> <th>A/COM</th> <th>B</th> <th>C</th> <th>D</th> <th>E</th> <th>F</th> <th>G</th> </tr> </thead> <tbody> <tr> <td>345</td> <td>370</td> <td>390</td> <td>415</td> <td>445</td> <td>480</td> <td>515</td> </tr> <tr> <td>390</td> <td>415</td> <td>435</td> <td>460</td> <td>490</td> <td>525</td> <td>560</td> </tr> <tr> <td>390</td> <td>415</td> <td>435</td> <td>460</td> <td>490</td> <td>525</td> <td>560</td> </tr> </tbody> </table>	A/COM	B	C	D	E	F	G	345	370	390	415	445	480	515	390	415	435	460	490	525	560	390	415	435	460	490	525	560
A/COM	B		C	D	E	F	G																										
345	370		390	415	445	480	515																										
390	415	435	460	490	525	560																											
390	415	435	460	490	525	560																											
				A18B																													
				A18G																													

MODEL	CONTROL	DESCRIPTION	MESH	ARM	FABRIC																																																	
1260	GT	GUEST STACKING Mesh back with upholstered seat.	M1	ARMLESS	<table border="1"> <thead> <tr> <th>A/COM</th> <th>B</th> <th>C</th> <th>D</th> <th>E</th> <th>F</th> <th>G</th> </tr> </thead> <tbody> <tr> <td>365</td> <td>390</td> <td>410</td> <td>435</td> <td>465</td> <td>500</td> <td>535</td> </tr> <tr> <td>410</td> <td>435</td> <td>455</td> <td>480</td> <td>510</td> <td>545</td> <td>580</td> </tr> <tr> <td>410</td> <td>435</td> <td>455</td> <td>480</td> <td>510</td> <td>545</td> <td>580</td> </tr> <tr> <td>395</td> <td>420</td> <td>440</td> <td>465</td> <td>495</td> <td>530</td> <td>565</td> </tr> <tr> <td>440</td> <td>465</td> <td>485</td> <td>510</td> <td>540</td> <td>575</td> <td>610</td> </tr> <tr> <td>440</td> <td>465</td> <td>485</td> <td>510</td> <td>540</td> <td>575</td> <td>610</td> </tr> </tbody> </table>	A/COM	B	C	D	E	F	G	365	390	410	435	465	500	535	410	435	455	480	510	545	580	410	435	455	480	510	545	580	395	420	440	465	495	530	565	440	465	485	510	540	575	610	440	465	485	510	540	575	610
A/COM	B		C	D	E	F	G																																															
365	390		410	435	465	500	535																																															
410	435		455	480	510	545	580																																															
410	435		455	480	510	545	580																																															
395	420		440	465	495	530	565																																															
440	465	485	510	540	575	610																																																
440	465	485	510	540	575	610																																																
			M1	A18B																																																		
			M1	A18G																																																		
			M2/M3	ARMLESS																																																		
			M2/M3	A18B																																																		
			M2/M3	A18G																																																		

MODEL	CONTROL	DESCRIPTION	MESH	ARM	FABRIC																																																	
1265	GT	GUEST STACKING WITH CASTERS Mesh back with upholstered seat.	M1	ARMLESS	<table border="1"> <thead> <tr> <th>A/COM</th> <th>B</th> <th>C</th> <th>D</th> <th>E</th> <th>F</th> <th>G</th> </tr> </thead> <tbody> <tr> <td>410</td> <td>435</td> <td>455</td> <td>480</td> <td>510</td> <td>545</td> <td>580</td> </tr> <tr> <td>455</td> <td>480</td> <td>500</td> <td>525</td> <td>555</td> <td>590</td> <td>625</td> </tr> <tr> <td>455</td> <td>480</td> <td>500</td> <td>525</td> <td>555</td> <td>590</td> <td>625</td> </tr> <tr> <td>440</td> <td>465</td> <td>485</td> <td>510</td> <td>540</td> <td>575</td> <td>610</td> </tr> <tr> <td>485</td> <td>510</td> <td>530</td> <td>555</td> <td>585</td> <td>620</td> <td>655</td> </tr> <tr> <td>485</td> <td>510</td> <td>530</td> <td>555</td> <td>585</td> <td>620</td> <td>655</td> </tr> </tbody> </table>	A/COM	B	C	D	E	F	G	410	435	455	480	510	545	580	455	480	500	525	555	590	625	455	480	500	525	555	590	625	440	465	485	510	540	575	610	485	510	530	555	585	620	655	485	510	530	555	585	620	655
A/COM	B		C	D	E	F	G																																															
410	435		455	480	510	545	580																																															
455	480		500	525	555	590	625																																															
455	480		500	525	555	590	625																																															
440	465		485	510	540	575	610																																															
485	510	530	555	585	620	655																																																
485	510	530	555	585	620	655																																																
			M1	A18B																																																		
			M1	A18G																																																		
			M2/M3	ARMLESS																																																		
			M2/M3	A18B																																																		
			M2/M3	A18G																																																		

CREATING SHUTTLE MODEL NUMBER

MODEL NUMBER CONTROL ARMS FRAME COLOR UPHOLSTERY PACKAGING PLASTIC COLOR GRADE CASTERS PACKAGING

1 2 - A - F - U - S - M - P - - - - -

* FOR ARMLESS CODE USE A00

* ONLY SELECT CASTER CODE FOR MODEL 1215

FRAME COLORS

CODE	DESCRIPTION
BF	BLACK
SF	SILVER

PACKAGING NOTES

CODE	DESCRIPTION	LIST UPCHARGE
AB	ASSEMBLED IN BAG FOR WILL CALL	\$0
AC	ASSEMBLED IN CARTON	\$0

SHUTTLE SIDE CHAIRS SHIP UP TO 3 PER CARTON

NOTE: Due to the nature of vinyl upholstery, stacking may cause impressions on the seat. 9to5 Seating does not warrant the effects of the stacking on vinyl upholstery.

FEATURES

- Non-Marring Floor Glides
- Stack 4 High on Floor
- Stacks 6 High on Optional Dolly
- Wall Saver Back Legs

DIMENSIONS

	ARMLESS	W/ ARMS
WIDTH:	21.5	25.5
DEPTH:	25.0	25.0
HEIGHT:	33.0	33.0
SEAT WIDTH:	19.5	19.5
SEAT DEPTH:	17.0	17.0
SEAT HEIGHT:	17.0	17.0
BACK WIDTH:	20.0	20.0
BACK HEIGHT:	16.0	16.0
COM:	0.8 YD	0.8 YD
WEIGHT:	19.0 LB	22.0 LB

- 50mm Hooded Casters
- Stack 4 High on Floor
- Stacks 6 High on Optional Dolly

WIDTH:	21.5	25.5
DEPTH:	25.0	25.0
HEIGHT:	33.0	33.0
SEAT WIDTH:	19.5	19.5
SEAT DEPTH:	17.0	17.0
SEAT HEIGHT:	17.0	17.0
BACK WIDTH:	20.0	20.0
BACK HEIGHT:	16.0	16.0
COM:	0.8 YD	0.8 YD
WEIGHT:	19.0 LB	22.0 LB

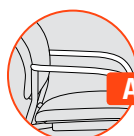
- Non-Marring Floor Glides

WIDTH:	21.5	25.5
DEPTH:	25.0	25.0
HEIGHT:	42.0	33.0
SEAT WIDTH:	19.5	19.5
SEAT DEPTH:	17.0	17.0
SEAT HEIGHT:	27.0	17.0
BACK WIDTH:	20.0	20.0
BACK HEIGHT:	16.0	16.0
COM:	0.8 YD	0.8 YD
WEIGHT:	25.0 LB	28.0 LB

- Non-Marring Floor Glides

WIDTH:	21.5	25.5
DEPTH:	25.0	25.0
HEIGHT:	45.0	45.0
SEAT WIDTH:	19.5	19.5
SEAT DEPTH:	17.0	17.0
SEAT HEIGHT:	30.0	30.0
BACK WIDTH:	20.0	20.0
BACK HEIGHT:	16.0	16.0
COM:	0.8 YD	0.8 YD
WEIGHT:	25.5 LB	28.5 LB

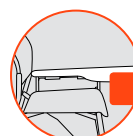
ARM OPTIONS



A18B

\$45

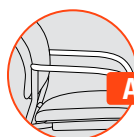
Soft Touch Polyurethane Arms - Black Color



TLF

\$150

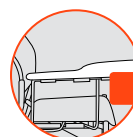
Left Folding Tablet Arm in Black Laminate. Available with Black Frame only
*Not Stackable with Tablet



A18G

\$45

Soft Touch Polyurethane Arms - Gray Color
*Available to Ship July '13

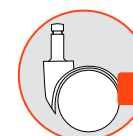


TRF

\$150

Right Folding Tablet Arm in Black Laminate. Available with Black Frame only
*Not Stackable with Tablet

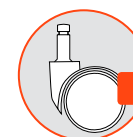
CASTER OPTIONS



C5

STD

Standard 50mm Hooded Casters



C5S

\$30

50mm Hooded Hard Floor Casters

ADDITIONAL OPTIONS



G8

\$20

Self-Leveling Metal Glide
4 per set
Not Available on ST2 Stool and 1215 models



G9

\$30

Self-Leveling VCT Glide
4 per set
Not Available on ST2 Stool and 1215 models



G10

\$30

Self-Leveling Felt Glide
4 per set
Not Available on ST2 Stool and 1215 models



EF1

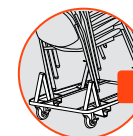
\$30

EF1 - 1" Extra Foam on Seat
MF1 - 1" Visco Elastic Memory Foam on Seat

MF1

\$50

ACCESSORIES



DL1

\$230

Stacking Dolly
Stack Chair 10 High four legs only



GC1

\$30

Ganging Clip - 2 per set
GC1 - Armless-to-Armless
GC2 - Arm-to-Arm

GC2

\$30



BRK

\$70

Book Rack in Black Only
Available on All Models
*Not Stackable with BRK

PLASTIC COLORS

BLACK SWAN P01	CLASSIC BURGUNDY P02	CORAL RED P03	SUNBONNET YELLOW P04
WHITE WHISPER P05	BOULDER GRAY P06	DOVER SKY P07	ESSEX BLUE P08
PALE WATER GREEN P09	CINNABAR ORANGE P10	FEDERAL BLUE P11	

CAUTION: Careless stacking of chairs may scratch and damage frames. 9to5 Seating does not warrant scratched frames of stacking chairs.

shuttle

the ultimate utility chair

GSA SIN # 711-19

- Seat and back styles include: all plastic, upholstered seat w/ plastic back or fully upholstered seat and back
- Bariatric, stools and tablet models available
- 11 plastic colors, 2 frame finishes
- Wall saver design on model 1210 and 1260
- Warranted up to 300 lbs
- CAL TB 133 Fire Code approved



FULLY UPHOLSTERED - UP

MODEL	CONTROL	DESCRIPTION	MESH	ARM	FABRIC																																										
1210	GT	GUEST STACKING Fully upholstered back and seat.		ARMLESS	<table border="1"> <thead> <tr> <th>A/COM</th> <th>B</th> <th>C</th> <th>D</th> <th>E</th> <th>F</th> <th>G</th> </tr> </thead> <tbody> <tr> <td>325</td> <td>365</td> <td>390</td> <td>430</td> <td>475</td> <td>525</td> <td>580</td> </tr> <tr> <td>370</td> <td>410</td> <td>435</td> <td>475</td> <td>520</td> <td>570</td> <td>625</td> </tr> <tr> <td>370</td> <td>410</td> <td>435</td> <td>475</td> <td>520</td> <td>570</td> <td>625</td> </tr> <tr> <td>475</td> <td>515</td> <td>540</td> <td>580</td> <td>625</td> <td>675</td> <td>730</td> </tr> <tr> <td>475</td> <td>515</td> <td>540</td> <td>580</td> <td>625</td> <td>675</td> <td>730</td> </tr> </tbody> </table>	A/COM	B	C	D	E	F	G	325	365	390	430	475	525	580	370	410	435	475	520	570	625	370	410	435	475	520	570	625	475	515	540	580	625	675	730	475	515	540	580	625	675	730
A/COM	B		C	D	E	F	G																																								
325	365		390	430	475	525	580																																								
370	410		435	475	520	570	625																																								
370	410		435	475	520	570	625																																								
475	515	540	580	625	675	730																																									
475	515	540	580	625	675	730																																									
				A18B																																											
				A18G																																											
				TLF																																											
				TRF																																											

NOTE: TLF AND TRF REQUIRE SOME ASSEMBLY

MODEL	CONTROL	DESCRIPTION	MESH	ARM	FABRIC																												
1215	GT	GUEST STACKING WITH CASTERS Fully upholstered back and seat.		ARMLESS	<table border="1"> <thead> <tr> <th>A/COM</th> <th>B</th> <th>C</th> <th>D</th> <th>E</th> <th>F</th> <th>G</th> </tr> </thead> <tbody> <tr> <td>370</td> <td>410</td> <td>435</td> <td>475</td> <td>520</td> <td>570</td> <td>625</td> </tr> <tr> <td>415</td> <td>455</td> <td>480</td> <td>520</td> <td>565</td> <td>615</td> <td>670</td> </tr> <tr> <td>415</td> <td>455</td> <td>480</td> <td>520</td> <td>565</td> <td>615</td> <td>670</td> </tr> </tbody> </table>	A/COM	B	C	D	E	F	G	370	410	435	475	520	570	625	415	455	480	520	565	615	670	415	455	480	520	565	615	670
A/COM	B		C	D	E	F	G																										
370	410		435	475	520	570	625																										
415	455	480	520	565	615	670																											
415	455	480	520	565	615	670																											
				A18B																													
				A18G																													

CREATING SHUTTLE MODEL NUMBER

MODEL NUMBER CONTROL ARMS FRAME COLOR UPHOLSTERY GRADE CASTERS PACKAGING

1 2 - A - F - U - P - - - - -

* FOR ARMLESS CODE USE A00 * ONLY SELECT CASTER CODE FOR MODEL 1215

FRAME COLORS

CODE	DESCRIPTION
BF	BLACK
SF	SILVER

PACKAGING NOTES

CODE	DESCRIPTION	LIST UPCHARGE
AB	ASSEMBLED IN BAG FOR WILL CALL	\$0
AC	ASSEMBLED IN CARTON	\$0

SHUTTLE SIDE CHAIRS SHIP UP TO 3 PER CARTON

NOTE: Due to the nature of vinyl upholstery, stacking may cause impressions on the seat. 9to5 Seating does not warrant the effects of the stacking on vinyl upholstery.

FEATURES

- Non-Marring Floor Glides
- Stack 4 High on Floor
- Stacks 6 High on Optional Dolly
- Wall Saver Back Legs

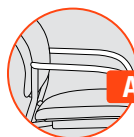
DIMENSIONS

	ARMLESS	W/ ARMS
WIDTH:	21.5	25.5
DEPTH:	25.0	25.0
HEIGHT:	33.0	33.0
SEAT WIDTH:	19.5	19.5
SEAT DEPTH:	17.0	17.0
SEAT HEIGHT:	17.0	17.0
BACK WIDTH:	20.0	20.0
BACK HEIGHT:	16.0	16.0
COM:	1.2 YD	1.2 YD
WEIGHT:	21.0 LB	24.0 LB

- 50mm Hooded Casters
- Stack 4 High on Floor
- Stacks 6 High on Optional Dolly

WIDTH:	21.5	25.5
DEPTH:	25.0	25.0
HEIGHT:	33.0	33.0
SEAT WIDTH:	19.5	19.5
SEAT DEPTH:	17.0	17.0
SEAT HEIGHT:	17.0	17.0
BACK WIDTH:	20.0	20.0
BACK HEIGHT:	16.0	16.0
COM:	1.2 YD	1.2 YD
WEIGHT:	24.0 LB	27.0 LB

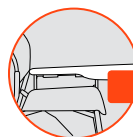
ARM OPTIONS



A18B

\$45

Soft Touch Polyurethane Arms - Black Color



TLF

\$150

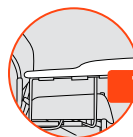
Left Folding Tablet Arm in Black Laminate. Available with Black Frame only
*Not Stackable with Tablet



A18G

\$45

Soft Touch Polyurethane Arms - Gray Color
*Available to Ship July '13

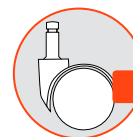


TRF

\$150

Right Folding Tablet Arm in Black Laminate. Available with Black Frame only
*Not Stackable with Tablet

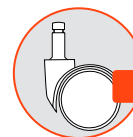
CASTER OPTIONS



C5

STD

Standard 50mm Hooded Casters



C5S

\$30

50mm Hooded Hard Floor Casters

ADDITIONAL OPTIONS



G8

\$20

Self-Leveling Metal Glide
4 per set
Not Available on ST2 Stool and 1215 models



G9

\$30

Self-Leveling VCT Glide
4 per set
Not Available on ST2 Stool and 1215 models



G10

\$30

Self-Leveling Felt Glide
4 per set
Not Available on ST2 Stool and 1215 models



EF1

\$30

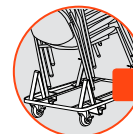
EF1 - 1" Extra Foam on Seat

MF1

\$50

MF1 - 1" Visco Elastic Memory Foam on Seat

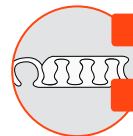
ACCESSORIES



DL1

\$230

Stacking Dolly
Stack Chair 10 High four legs only



GC1


\$30

Ganging Clip - 2 per set
GC1 - Armless-to-Armless

GC2

\$30

GC2 - Arm-to-Arm



BN1

\$35

Black Ballistic Nylon Back
BN1 w/ Grad A Fabrics

BN2

\$0

BN2 w/ Grade B and Up



BRK

\$70

Book Rack in Black Only
Available on All Models
*Not Stackable with BRK

CAUTION: Careless stacking of chairs may scratch and damage frames. 9to5 Seating does not warrant scratched frames of stacking chairs.

shuttle

the ultimate utility chair

GSA SIN # 711-19

- Seat and back styles include: all plastic, upholstered seat w/ plastic back or fully upholstered seat and back
- Bariatric, stools and tablet models available
- 11 plastic colors, 2 frame finishes
- Wall saver design on model 1210 and 1260
- Warranted up to 300 lbs
- CAL TB 133 Fire Code approved



ALL PLASTIC - AP

MODEL	CONTROL	DESCRIPTION	MESH	ARM	FABRIC
1210	ST1	<p>27" LOW STOOL</p> <p>Plastic back and seat. Use for work surfaces up to 36 inches high.</p>		<p>ARMLESS</p> <p>A18B</p> <p>A18G</p>	<p>P</p> <p>365</p> <p>410</p> <p>410</p>
NOTE: TLF AND TRF REQUIRE SOME ASSEMBLY					
1210	ST2	<p>30" HIGH STOOL</p> <p>Plastic back and seat. Use for work surfaces up to 42 inches high.</p>		<p>ARMLESS</p> <p>A18B</p> <p>A18G</p>	<p>P</p> <p>385</p> <p>430</p> <p>430</p>
NEW MODEL					
1260	ST1	<p>27" LOW STOOL</p> <p>Mesh back and plastic seat. Use for work surfaces up to 36 inches high.</p>	<p>M1</p> <p>M1</p> <p>M1</p> <p>M2/M3</p> <p>M2/M3</p> <p>M2/M3</p>	<p>ARMLESS</p> <p>A18B</p> <p>A18G</p> <p>ARMLESS</p> <p>A18B</p> <p>A18G</p>	<p>P</p> <p>430</p> <p>475</p> <p>475</p> <p>460</p> <p>505</p> <p>505</p>
NEW MODEL					
1260	ST2	<p>30" HIGH STOOL</p> <p>Mesh back and plastic seat. Use for work surfaces up to 42 inches high.</p>	<p>M1</p> <p>M1</p> <p>M1</p> <p>M2/M3</p> <p>M2/M3</p> <p>M2/M3</p>	<p>ARMLESS</p> <p>A18B</p> <p>A18G</p> <p>ARMLESS</p> <p>A18B</p> <p>A18G</p>	<p>P</p> <p>450</p> <p>495</p> <p>495</p> <p>480</p> <p>525</p> <p>525</p>

CREATING SHUTTLE MODEL NUMBER

MODEL NUMBER CONTROL ARMS FRAME COLOR UPHOLSTERY MESH COLOR PLASTIC COLOR GRADE CASTERS PACKAGING

1 2 - A - F - A P - M - P - - -

* FOR ARMLESS CODE USE A00

* ONLY SELECT CASTER CODE FOR MODEL 1215

FRAME COLORS

CODE	DESCRIPTION
BF	BLACK
SF	SILVER

PACKAGING NOTES

CODE	DESCRIPTION	LIST UPCHARGE
AB	ASSEMBLED IN BAG FOR WILL CALL	\$0
AC	ASSEMBLED IN CARTON	\$0

SHUTTLE SIDE CHAIRS SHIP UP TO 3 PER CARTON

FEATURES

- Non-Marring Floor Glides

DIMENSIONS

	ARMLESS	W/ ARMS
WIDTH:	21.5	25.5
DEPTH:	25.0	25.0
HEIGHT:	42.0	42.0
SEAT WIDTH:	19.5	19.5
SEAT DEPTH:	17.0	17.0
SEAT HEIGHT:	27.0	27.0
BACK WIDTH:	20.0	20.0
BACK HEIGHT:	16.0	16.0
COM:	N/A	N/A
WEIGHT:	22.5 LB	25.5 LB

- Non-Marring Floor Glides

WIDTH:	21.5	25.5
DEPTH:	25.0	25.0
HEIGHT:	45.0	45.0
SEAT WIDTH:	19.5	19.5
SEAT DEPTH:	17.0	17.0
SEAT HEIGHT:	30.0	30.0
BACK WIDTH:	20.0	20.0
BACK HEIGHT:	16.0	16.0
COM:	N/A	N/A
WEIGHT:	23.5 LB	26.5 LB

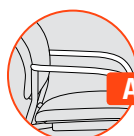
- Non-Marring Floor Glides

WIDTH:	21.5	25.5
DEPTH:	25.0	25.0
HEIGHT:	42.0	42.0
SEAT WIDTH:	19.5	19.5
SEAT DEPTH:	17.0	17.0
SEAT HEIGHT:	27.0	27.0
BACK WIDTH:	20.0	20.0
BACK HEIGHT:	16.0	16.0
COM:	N/A	N/A
WEIGHT:	22.5 LB	25.5 LB

- Non-Marring Floor Glides

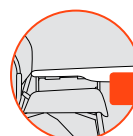
WIDTH:	21.5	25.5
DEPTH:	25.0	25.0
HEIGHT:	45.0	45.0
SEAT WIDTH:	19.5	19.5
SEAT DEPTH:	17.0	17.0
SEAT HEIGHT:	30.0	30.0
BACK WIDTH:	20.0	20.0
BACK HEIGHT:	16.0	16.0
COM:	N/A	N/A
WEIGHT:	23.5 LB	26.5 LB

ARM OPTIONS



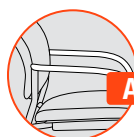
A18B
\$45

Soft Touch Polyurethane
Arms - Black Color



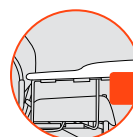
TLF
\$150

Left Folding Tablet Arm in
Black Laminate. Available
with Black Frame only
*Not Stackable with Tablet



A18G
\$45

Soft Touch Polyurethane
Arms - Gray Color
*Available to Ship July '13



TRF
\$150

Right Folding Tablet Arm in
Black Laminate. Available
with Black Frame only
*Not Stackable with Tablet

ADDITIONAL OPTIONS



G8
\$20

Self-Leveling Metal Glide
4 per set
Not Available on ST2 Stool
and 1215 models



G9
\$30

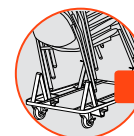
Self-Leveling VCT Glide
4 per set
Not Available on ST2 Stool
and 1215 models



G10
\$30

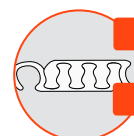
Self-Leveling Felt Glide
4 per set
Not Available on ST2 Stool
and 1215 models

ACCESSORIES



DL1
\$230

Stacking Dolly
Stack Chair 10 High four
legs only



GC1
\$30

GC2
\$30

Ganging Clip - 2 per set
GC1 - Armless-to-Armless
GC2 - Arm-to-Arm



BRK
\$70

Book Rack in Black Only
Available on All Models
*Not Stackable with BRK

PLASTIC COLORS

BLACK SWAN P01	CLASSIC BURGUNDY P02	CORAL RED P03	SUNBONNET YELLOW P04
WHITE WHISPER P05	BOULDER GRAY P06	DOVER SKY P07	ESSEX BLUE P08
PALE WATER GREEN P09	CINNABAR ORANGE P10	FEDERAL BLUE P11	

CAUTION: Careless stacking of chairs may scratch and damage frames. 9to5 Seating does not warrant scratched frames of stacking chairs.

shuttle

the ultimate utility chair

GSA SIN # 711-19

- Seat and back styles include: all plastic, upholstered seat w/ plastic back or fully upholstered seat and back
- Bariatric, stools and tablet models available
- 11 plastic colors, 2 frame finishes
- Wall saver design on model 1210 and 1260
- Warranted up to 300 lbs
- CAL TB 133 Fire Code approved



UPHOLSTERED SEAT - US

MODEL	CONTROL	DESCRIPTION	MESH	ARM	FABRIC																												
1210	ST1	27" LOW STOOL Plastic back with upholstered seat. Use for work surfaces up to 36 inches high.		ARMLESS	<table border="1"> <thead> <tr> <th>A/COM</th> <th>B</th> <th>C</th> <th>D</th> <th>E</th> <th>F</th> <th>G</th> </tr> </thead> <tbody> <tr> <td>430</td> <td>455</td> <td>475</td> <td>500</td> <td>530</td> <td>565</td> <td>600</td> </tr> <tr> <td>475</td> <td>500</td> <td>520</td> <td>545</td> <td>575</td> <td>610</td> <td>645</td> </tr> <tr> <td>475</td> <td>500</td> <td>520</td> <td>545</td> <td>575</td> <td>610</td> <td>645</td> </tr> </tbody> </table>	A/COM	B	C	D	E	F	G	430	455	475	500	530	565	600	475	500	520	545	575	610	645	475	500	520	545	575	610	645
A/COM	B		C	D	E	F	G																										
430	455		475	500	530	565	600																										
475	500		520	545	575	610	645																										
475	500	520	545	575	610	645																											
				A18B																													
				A18G																													

NOTE: TLF AND TRF REQUIRE SOME ASSEMBLY

1210	ST2	30" HIGH STOOL Plastic back with upholstered seat. Use for work surfaces up to 42 inches high.		ARMLESS	<table border="1"> <thead> <tr> <th>A/COM</th> <th>B</th> <th>C</th> <th>D</th> <th>E</th> <th>F</th> <th>G</th> </tr> </thead> <tbody> <tr> <td>450</td> <td>475</td> <td>495</td> <td>520</td> <td>550</td> <td>585</td> <td>620</td> </tr> <tr> <td>495</td> <td>520</td> <td>540</td> <td>565</td> <td>595</td> <td>630</td> <td>665</td> </tr> <tr> <td>495</td> <td>520</td> <td>540</td> <td>565</td> <td>595</td> <td>630</td> <td>665</td> </tr> </tbody> </table>	A/COM	B	C	D	E	F	G	450	475	495	520	550	585	620	495	520	540	565	595	630	665	495	520	540	565	595	630	665
A/COM	B		C	D	E	F	G																										
450	475		495	520	550	585	620																										
495	520		540	565	595	630	665																										
495	520	540	565	595	630	665																											
				A18B																													
				A18G																													

NEW MODEL																																															
1260	ST1	27" LOW STOOL Mesh back with upholstered seat. Use for work surfaces up to 36 inches high.	M1	ARMLESS	<table border="1"> <tbody> <tr> <td>495</td> <td>520</td> <td>540</td> <td>565</td> <td>595</td> <td>630</td> <td>665</td> </tr> <tr> <td>540</td> <td>565</td> <td>585</td> <td>610</td> <td>640</td> <td>675</td> <td>710</td> </tr> <tr> <td>540</td> <td>565</td> <td>585</td> <td>610</td> <td>640</td> <td>675</td> <td>710</td> </tr> <tr> <td>525</td> <td>550</td> <td>570</td> <td>595</td> <td>625</td> <td>660</td> <td>695</td> </tr> <tr> <td>570</td> <td>595</td> <td>615</td> <td>640</td> <td>670</td> <td>705</td> <td>740</td> </tr> <tr> <td>570</td> <td>595</td> <td>615</td> <td>640</td> <td>670</td> <td>705</td> <td>740</td> </tr> </tbody> </table>	495	520	540	565	595	630	665	540	565	585	610	640	675	710	540	565	585	610	640	675	710	525	550	570	595	625	660	695	570	595	615	640	670	705	740	570	595	615	640	670	705	740
495	520		540	565	595	630	665																																								
540	565		585	610	640	675	710																																								
540	565		585	610	640	675	710																																								
525	550		570	595	625	660	695																																								
570	595		615	640	670	705	740																																								
570	595	615	640	670	705	740																																									
			M1	A18B																																											
			M1	A18G																																											
			M2/M3	ARMLESS																																											
			M2/M3	A18B																																											
			M2/M3	A18G																																											

NEW MODEL																																															
1260	ST2	30" HIGH STOOL Mesh back with upholstered seat. Use for work surfaces up to 42 inches high.	M1	ARMLESS	<table border="1"> <tbody> <tr> <td>515</td> <td>540</td> <td>560</td> <td>585</td> <td>615</td> <td>650</td> <td>685</td> </tr> <tr> <td>560</td> <td>585</td> <td>605</td> <td>630</td> <td>660</td> <td>695</td> <td>730</td> </tr> <tr> <td>560</td> <td>585</td> <td>605</td> <td>630</td> <td>660</td> <td>695</td> <td>730</td> </tr> <tr> <td>545</td> <td>570</td> <td>590</td> <td>615</td> <td>645</td> <td>680</td> <td>715</td> </tr> <tr> <td>590</td> <td>615</td> <td>635</td> <td>660</td> <td>690</td> <td>725</td> <td>760</td> </tr> <tr> <td>590</td> <td>615</td> <td>635</td> <td>660</td> <td>690</td> <td>725</td> <td>760</td> </tr> </tbody> </table>	515	540	560	585	615	650	685	560	585	605	630	660	695	730	560	585	605	630	660	695	730	545	570	590	615	645	680	715	590	615	635	660	690	725	760	590	615	635	660	690	725	760
515	540		560	585	615	650	685																																								
560	585		605	630	660	695	730																																								
560	585		605	630	660	695	730																																								
545	570		590	615	645	680	715																																								
590	615		635	660	690	725	760																																								
590	615	635	660	690	725	760																																									
			M1	A18B																																											
			M1	A18G																																											
			M2/M3	ARMLESS																																											
			M2/M3	A18B																																											
			M2/M3	A18G																																											

CREATING SHUTTLE MODEL NUMBER

MODEL NUMBER CONTROL ARMS FRAME COLOR UPHOLSTERY PACKAGING PLASTIC COLOR GRADE CASTERS PACKAGING

1 2 - A - F - U S - M - P - - - - -

* FOR ARMLESS CODE USE A00

* ONLY SELECT CASTER CODE FOR MODEL 1215

FRAME COLORS

CODE	DESCRIPTION
BF	BLACK
SF	SILVER

PACKAGING NOTES

CODE	DESCRIPTION	LIST UPCHARGE
AB	ASSEMBLED IN BAG FOR WILL CALL	\$0
AC	ASSEMBLED IN CARTON	\$0

SHUTTLE SIDE CHAIRS SHIP UP TO 3 PER CARTON

NOTE: Due to the nature of vinyl upholstery, stacking may cause impressions on the seat. 9to5 Seating does not warrant the effects of the stacking on vinyl upholstery.

FEATURES

- Non-Marring Floor Glides

DIMENSIONS

	ARMLESS	W/ ARMS
WIDTH:	21.5	25.5
DEPTH:	25.0	25.0
HEIGHT:	42.0	33.0
SEAT WIDTH:	19.5	19.5
SEAT DEPTH:	17.0	17.0
SEAT HEIGHT:	27.0	17.0
BACK WIDTH:	20.0	20.0
BACK HEIGHT:	16.0	16.0
COM:	0.8 YD	0.8 YD
WEIGHT:	25.0 LB	28.0 LB

- Non-Marring Floor Glides

WIDTH:	21.5	25.5
DEPTH:	25.0	25.0
HEIGHT:	45.0	45.0
SEAT WIDTH:	19.5	19.5
SEAT DEPTH:	17.0	17.0
SEAT HEIGHT:	30.0	30.0
BACK WIDTH:	20.0	20.0
BACK HEIGHT:	16.0	16.0
COM:	0.8 YD	0.8 YD
WEIGHT:	25.5 LB	28.5 LB

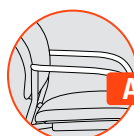
- Non-Marring Floor Glides

WIDTH:	21.5	25.5
DEPTH:	25.0	25.0
HEIGHT:	42.0	33.0
SEAT WIDTH:	19.5	19.5
SEAT DEPTH:	17.0	17.0
SEAT HEIGHT:	27.0	17.0
BACK WIDTH:	20.0	20.0
BACK HEIGHT:	16.0	16.0
COM:	0.8 YD	0.8 YD
WEIGHT:	25.0 LB	28.0 LB

- Non-Marring Floor Glides

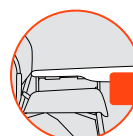
WIDTH:	21.5	25.5
DEPTH:	25.0	25.0
HEIGHT:	45.0	45.0
SEAT WIDTH:	19.5	19.5
SEAT DEPTH:	17.0	17.0
SEAT HEIGHT:	30.0	30.0
BACK WIDTH:	20.0	20.0
BACK HEIGHT:	16.0	16.0
COM:	0.8 YD	0.8 YD
WEIGHT:	25.5 LB	28.5 LB

ARM OPTIONS



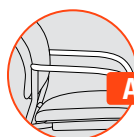
A18B
\$45

Soft Touch Polyurethane
Arms - Black Color



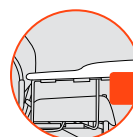
TLF
\$150

Left Folding Tablet Arm in
Black Laminate. Available
with Black Frame only
*Not Stackable with Tablet



A18G
\$45

Soft Touch Polyurethane
Arms - Gray Color
*Available to Ship July '13



TRF
\$150

Right Folding Tablet Arm in
Black Laminate. Available
with Black Frame only
*Not Stackable with Tablet

ADDITIONAL OPTIONS



G8
\$20

Self-Leveling Metal Glide
4 per set
Not Available on ST2 Stool
and 1215 models



G9
\$30

Self-Leveling VCT Glide
4 per set
Not Available on ST2 Stool
and 1215 models



G10
\$30

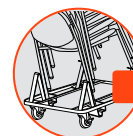
Self-Leveling Felt Glide
4 per set
Not Available on ST2 Stool
and 1215 models



EF1
\$30
MF1
\$50

EF1 - 1" Extra Foam on Seat
MF1 - 1" Visco Elastic
Memory Foam on Seat

ACCESSORIES



DL1
\$230

Stacking Dolly
Stack Chair 10 High four
legs only



GC1
\$30
GC2
\$30

Ganging Clip - 2 per set
GC1 - Armless-to-Armless
GC2 - Arm-to-Arm



BRK
\$70

Book Rack in Black Only
Available on All Models
*Not Stackable with BRK

PLASTIC COLORS

BLACK SWAN P01	CLASSIC BURGUNDY P02	CORAL RED P03	SUNBONNET YELLOW P04
WHITE WHISPER P05	BOULDER GRAY P06	DOVER SKY P07	ESSEX BLUE P08
PALE WATER GREEN P09	CINNABAR ORANGE P10	FEDERAL BLUE P11	

CAUTION: Careless stacking of chairs may scratch and damage frames. 9to5 Seating does not warrant scratched frames of stacking chairs.

shuttle

the ultimate utility chair

GSA SIN # 711-19

- Seat and back styles include: all plastic, upholstered seat w/ plastic back or fully upholstered seat and back
- Bariatric, stools and tablet models available
- 11 plastic colors, 2 frame finishes
- Wall saver design on model 1210 and 1260
- Warranted up to 300 lbs
- CAL TB 133 Fire Code approved



FULLY UPHOLSTERED - UP

MODEL	CONTROL	DESCRIPTION	MESH	ARM	FABRIC																												
1210	ST1	27" LOW STOOL Fully upholstered back and seat. Use for work surfaces up to 36 inches high.		ARMLESS A18B A18G	<table border="1"> <thead> <tr> <th>A/COM</th> <th>B</th> <th>C</th> <th>D</th> <th>E</th> <th>F</th> <th>G</th> </tr> </thead> <tbody> <tr> <td>455</td> <td>495</td> <td>520</td> <td>560</td> <td>605</td> <td>655</td> <td>710</td> </tr> <tr> <td>500</td> <td>540</td> <td>565</td> <td>605</td> <td>650</td> <td>700</td> <td>755</td> </tr> <tr> <td>500</td> <td>540</td> <td>565</td> <td>605</td> <td>650</td> <td>700</td> <td>755</td> </tr> </tbody> </table>	A/COM	B	C	D	E	F	G	455	495	520	560	605	655	710	500	540	565	605	650	700	755	500	540	565	605	650	700	755
A/COM	B	C	D	E	F	G																											
455	495	520	560	605	655	710																											
500	540	565	605	650	700	755																											
500	540	565	605	650	700	755																											

NOTE: TLF AND TRF REQUIRE SOME ASSEMBLY

MODEL	CONTROL	DESCRIPTION	MESH	ARM	FABRIC																												
1210	ST2	30" HIGH STOOL Fully upholstered back and seat. Use for work surfaces up to 42 inches high.		ARMLESS A18B A18G	<table border="1"> <thead> <tr> <th>A/COM</th> <th>B</th> <th>C</th> <th>D</th> <th>E</th> <th>F</th> <th>G</th> </tr> </thead> <tbody> <tr> <td>475</td> <td>515</td> <td>540</td> <td>580</td> <td>625</td> <td>675</td> <td>730</td> </tr> <tr> <td>520</td> <td>560</td> <td>585</td> <td>625</td> <td>670</td> <td>720</td> <td>775</td> </tr> <tr> <td>520</td> <td>560</td> <td>585</td> <td>625</td> <td>670</td> <td>720</td> <td>775</td> </tr> </tbody> </table>	A/COM	B	C	D	E	F	G	475	515	540	580	625	675	730	520	560	585	625	670	720	775	520	560	585	625	670	720	775
A/COM	B	C	D	E	F	G																											
475	515	540	580	625	675	730																											
520	560	585	625	670	720	775																											
520	560	585	625	670	720	775																											

CREATING SHUTTLE MODEL NUMBER

MODEL NUMBER CONTROL ARMS FRAME COLOR UPHOLSTERY GRADE CASTERS PACKAGING

1 2 - A - F - U P - - - - -

* FOR ARMLESS CODE USE A00

* ONLY SELECT CASTER CODE FOR MODEL 1215

FRAME COLORS

CODE	DESCRIPTION
BF	BLACK
SF	SILVER

PACKAGING NOTES

CODE	DESCRIPTION	LIST UPCHARGE
AB	ASSEMBLED IN BAG FOR WILL CALL	\$0
AC	ASSEMBLED IN CARTON	\$0

SHUTTLE SIDE CHAIRS SHIP UP TO 3 PER CARTON

NOTE: Due to the nature of vinyl upholstery, stacking may cause impressions on the seat. 9to5 Seating does not warrant the effects of the stacking on vinyl upholstery.

FEATURES

- Non-Marring Floor Glides

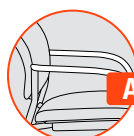
DIMENSIONS

	ARMLESS	W/ ARMS
WIDTH:	21.5	25.5
DEPTH:	25.0	25.0
HEIGHT:	42.0	42.0
SEAT WIDTH:	19.5	19.5
SEAT DEPTH:	17.0	17.0
SEAT HEIGHT:	27.0	27.0
BACK WIDTH:	20.0	20.0
BACK HEIGHT:	16.0	16.0
COM:	1.2 YD	1.2 YD
WEIGHT:	23.5 LB	26.5 LB

- Non-Marring Floor Glides

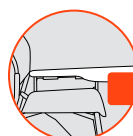
WIDTH:	21.5	25.5
DEPTH:	25.0	25.0
HEIGHT:	45.0	45.0
SEAT WIDTH:	19.5	19.5
SEAT DEPTH:	17.0	17.0
SEAT HEIGHT:	30.0	30.0
BACK WIDTH:	20.0	20.0
BACK HEIGHT:	16.0	16.0
COM:	1.2 YD	1.2 YD
WEIGHT:	26.0 LB	29.0 LB

ARM OPTIONS



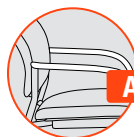
A18B
\$45

Soft Touch Polyurethane
Arms - Black Color



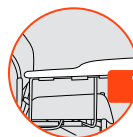
TLF
\$150

Left Folding Tablet Arm in
Black Laminate. Available
with Black Frame only
*Not Stackable with Tablet



A18G
\$45

Soft Touch Polyurethane
Arms - Gray Color
*Available to Ship July '13



TRF
\$150

Right Folding Tablet Arm in
Black Laminate. Available
with Black Frame only
*Not Stackable with Tablet

ADDITIONAL OPTIONS



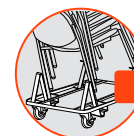
G8
\$20

Self-Leveling Metal Glide
4 per set
Not Available on ST2 Stool
and 1215 models



G9
\$30

Self-Leveling VCT Glide
4 per set
Not Available on ST2 Stool
and 1215 models



DL1
\$230

Stacking Dolly
Stack Chair 10 High four
legs only



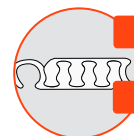
G10
\$30

Self-Leveling Felt Glide
4 per set
Not Available on ST2 Stool
and 1215 models



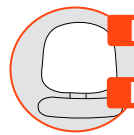
EF1
\$30
MF1
\$50

EF1 - 1" Extra Foam on Seat
MF1 - 1" Visco Elastic
Memory Foam on Seat



GC1
\$30
GC2
\$30

Ganging Clip - 2 per set
GC1 - Armless-to-Armless
GC2 - Arm-to-Arm



BN1
\$35
BN2
\$0

Black Ballistic Nylon Back
BN1 w/ Grad A Fabrics
BN2 w/ Grade B and Up



BRK
\$70

Book Rack in Black Only
Available on All Models
*Not Stackable with BRK

CAUTION: Careless stacking of chairs may scratch and damage frames. 9to5 Seating does not warrant scratched frames of stacking chairs.

GSA SIN # 711-19

shuttle

the ultimate utility chair

- Seat and back styles include: all plastic, upholstered seat w/ plastic back or fully upholstered seat and back
- 11 plastic colors, 2 frame finishes
- Wall saver design on model 1210 and 1260
- Warranted up to 300 lbs
- CAL TB 133 Fire Code approved

NEW

ALL PLASTIC - AP

AVAILABLE JULY 2015

MODEL	CONTROL	DESCRIPTION	MESH	ARM	FABRIC
1230	GT	GUEST Plastic back with plastic seat.		ARMLESS A18B A18G	P 335 380 380
NOTE: TLF AND TRF REQUIRE SOME ASSEMBLY					

1280	GT	GUEST Plastic back with plastic seat.	M1 M1 M1 M2/M3 M2/M3 M2/M3	ARMLESS A18B A18G ARMLESS A18B A18G	P 400 425 425 430 455 455
------	----	-----------------------------------------------------	-------------------------------------------	----------------------------------------------------	----------------------------------------------------

CREATING SHUTTLE MODEL NUMBER

MODEL NUMBER CONTROL ARMS FRAME COLOR UPHOLSTERY MESH COLOR PLASTIC COLOR GRADE CASTERS PACKAGING

1 2 - A - F - A P - M - P - - -

* FOR ARMLESS CODE USE A00

* ONLY SELECT CASTER CODE FOR MODEL 1215

FRAME COLORS

CODE	DESCRIPTION
BF	BLACK
SF	SILVER

PACKAGING NOTES

CODE	DESCRIPTION	LIST UPCHARGE
AB	ASSEMBLED IN BAG FOR WILL CALL	\$0
AC	ASSEMBLED IN CARTON	\$0

SHUTTLE SIDE CHAIRS SHIP UP TO 3 PER CARTON

NOTE: Due to the nature of vinyl upholstery, stacking may cause impressions on the seat. 9to5 Seating does not warrant the effects of the stacking on vinyl upholstery.

FEATURES

- Non-Marring Floor Glides
- Wall Saver Back Legs

DIMENSIONS

	ARMLESS	W/ ARMS
WIDTH:	21.5	25.5
DEPTH:	25.0	25.0
HEIGHT:	33.0	33.0
SEAT WIDTH:	19.5	19.5
SEAT DEPTH:	17.0	17.0
SEAT HEIGHT:	17.0	17.0
BACK WIDTH:	20.0	20.0
BACK HEIGHT:	16.0	16.0
COM:	1.2 YD	1.2 YD
WEIGHT:	21.0 LB	24.0 LB

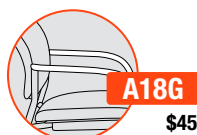
- Non-Marring Floor Glides
- Wall Saver Back Legs

WIDTH:	21.5	25.5
DEPTH:	25.0	25.0
HEIGHT:	33.0	33.0
SEAT WIDTH:	19.5	19.5
SEAT DEPTH:	17.0	17.0
SEAT HEIGHT:	17.0	17.0
BACK WIDTH:	20.0	20.0
BACK HEIGHT:	16.0	16.0
COM:	1.2 YD	1.2 YD
WEIGHT:	24.0 LB	27.0 LB

ARM OPTIONS



Soft Touch Polyurethane
Arms - Black Color



Soft Touch Polyurethane
Arms - Gray Color
*Available to Ship July '13

ADDITIONAL OPTIONS



EF1 - 1" Extra Foam on Seat
MF1 - 1" Visco Elastic
Memory Foam on Seat

PLASTIC COLORS

BLACK SWAN P01	CLASSIC BURGUNDY P02	CORAL RED P03	SUNBONNET YELLOW P04
WHITE WHISPER P05	BOULDER GRAY P06	DOVER SKY P07	ESSEX BLUE P08
PALE WATER GREEN P09	CINNABAR ORANGE P10	FEDERAL BLUE P11	

CAUTION: Careless stacking of chairs may scratch and damage frames. 9to5 Seating does not warrant scratched frames of stacking chairs.



shuttle

the ultimate utility chair

GSA SIN # 711-19

- Seat and back styles include: all plastic, upholstered seat w/ plastic back or fully upholstered seat and back
- 11 plastic colors, 2 frame finishes
- Wall saver design on model 1210 and 1260
- Warranted up to 300 lbs
- CAL TB 133 Fire Code approved

NEW

UPHOLSTERED SEAT - US

AVAILABLE JULY 2015

MODEL	CONTROL	DESCRIPTION	MESH	ARM	FABRIC																												
1230	GT	GUEST Plastic back with upholstered seat.		ARMLESS	<table border="1"> <thead> <tr> <th>A/COM</th> <th>B</th> <th>C</th> <th>D</th> <th>E</th> <th>F</th> <th>G</th> </tr> </thead> <tbody> <tr> <td>400</td> <td>425</td> <td>445</td> <td>470</td> <td>500</td> <td>535</td> <td>570</td> </tr> <tr> <td>445</td> <td>470</td> <td>490</td> <td>515</td> <td>545</td> <td>580</td> <td>615</td> </tr> <tr> <td>445</td> <td>470</td> <td>490</td> <td>515</td> <td>545</td> <td>580</td> <td>615</td> </tr> </tbody> </table>	A/COM	B	C	D	E	F	G	400	425	445	470	500	535	570	445	470	490	515	545	580	615	445	470	490	515	545	580	615
A/COM	B		C	D	E	F	G																										
400	425		445	470	500	535	570																										
445	470		490	515	545	580	615																										
445	470	490	515	545	580	615																											
				A18B																													
				A18G																													

NOTE: TLF AND TRF REQUIRE SOME ASSEMBLY

MODEL	CONTROL	DESCRIPTION	MESH	ARM	FABRIC																																																	
1280	GT	GUEST Mesh back with upholstered seat.	M1	ARMLESS	<table border="1"> <thead> <tr> <th>A/COM</th> <th>B</th> <th>C</th> <th>D</th> <th>E</th> <th>F</th> <th>G</th> </tr> </thead> <tbody> <tr> <td>465</td> <td>490</td> <td>510</td> <td>535</td> <td>565</td> <td>600</td> <td>635</td> </tr> <tr> <td>510</td> <td>535</td> <td>555</td> <td>580</td> <td>610</td> <td>645</td> <td>680</td> </tr> <tr> <td>510</td> <td>535</td> <td>555</td> <td>580</td> <td>610</td> <td>645</td> <td>680</td> </tr> <tr> <td>495</td> <td>520</td> <td>540</td> <td>565</td> <td>595</td> <td>630</td> <td>665</td> </tr> <tr> <td>540</td> <td>565</td> <td>585</td> <td>610</td> <td>640</td> <td>675</td> <td>710</td> </tr> <tr> <td>540</td> <td>565</td> <td>585</td> <td>610</td> <td>640</td> <td>675</td> <td>710</td> </tr> </tbody> </table>	A/COM	B	C	D	E	F	G	465	490	510	535	565	600	635	510	535	555	580	610	645	680	510	535	555	580	610	645	680	495	520	540	565	595	630	665	540	565	585	610	640	675	710	540	565	585	610	640	675	710
A/COM	B		C	D	E	F	G																																															
465	490		510	535	565	600	635																																															
510	535		555	580	610	645	680																																															
510	535		555	580	610	645	680																																															
495	520		540	565	595	630	665																																															
540	565		585	610	640	675	710																																															
540	565	585	610	640	675	710																																																
			M1	A18B																																																		
			M1	A18G																																																		
			M2/M3	ARMLESS																																																		
			M2/M3	A18B																																																		
			M2/M3	A18G																																																		

CREATING SHUTTLE MODEL NUMBER

MODEL NUMBER CONTROL ARMS FRAME COLOR UPHOLSTERY PACKAGING PLASTIC COLOR GRADE CASTERS PACKAGING

1 2 - A - F - U - S - M - P - - - - -

* FOR ARMLESS CODE USE A00 * ONLY SELECT CASTER CODE FOR MODEL 1215

FRAME COLORS

CODE	DESCRIPTION
BF	BLACK
SF	SILVER

PACKAGING NOTES

CODE	DESCRIPTION	LIST UPCHARGE
AB	ASSEMBLED IN BAG FOR WILL CALL	\$0
AC	ASSEMBLED IN CARTON	\$0

SHUTTLE SIDE CHAIRS SHIP UP TO 3 PER CARTON

NOTE: Due to the nature of vinyl upholstery, stacking may cause impressions on the seat. 9to5 Seating does not warrant the effects of the stacking on vinyl upholstery.

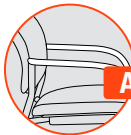
FEATURES

- Non-Marring Floor Glides
- Wall Saver Back Legs

DIMENSIONS

	ARMLESS	W/ ARMS
WIDTH:	21.5	25.5
DEPTH:	25.0	25.0
HEIGHT:	33.0	33.0
SEAT WIDTH:	19.5	19.5
SEAT DEPTH:	17.0	17.0
SEAT HEIGHT:	17.0	17.0
BACK WIDTH:	20.0	20.0
BACK HEIGHT:	16.0	16.0
COM:	1.2 YD	1.2 YD
WEIGHT:	21.0 LB	24.0 LB

ARM OPTIONS



A18B
\$45

Soft Touch Polyurethane
Arms - Black Color




A18G
\$45

Soft Touch Polyurethane
Arms - Gray Color
*Available to Ship July '13

- Non-Marring Floor Glides
- Wall Saver Back Legs

WIDTH:	21.5	25.5
DEPTH:	25.0	25.0
HEIGHT:	33.0	33.0
SEAT WIDTH:	19.5	19.5
SEAT DEPTH:	17.0	17.0
SEAT HEIGHT:	17.0	17.0
BACK WIDTH:	20.0	20.0
BACK HEIGHT:	16.0	16.0
COM:	1.2 YD	1.2 YD
WEIGHT:	24.0 LB	27.0 LB

ADDITIONAL OPTIONS



EF1
\$30

MF1
\$50

EF1 - 1" Extra Foam on Seat
MF1 - 1" Visco Elastic Memory Foam on Seat

PLASTIC COLORS

BLACK SWAN P01	CLASSIC BURGUNDY P02	CORAL RED P03	SUNBONNET YELLOW P04
WHITE WHISPER P05	BOULDER GRAY P06	DOVER SKY P07	ESSEX BLUE P08
PALE WATER GREEN P09	CINNABAR ORANGE P10	FEDERAL BLUE P11	

CAUTION: Careless stacking of chairs may scratch and damage frames. 9to5 Seating does not warrant scratched frames of stacking chairs.



shuttle

the ultimate utility chair

GSA SIN # 711-19

- Seat and back styles include: all plastic, upholstered seat w/ plastic back or fully upholstered seat and back
- Bariatric, stools and tablet models available
- 11 plastic colors, 2 frame finishes
- Wall saver design on model 1210 and 1260
- Warranted up to 300 lbs
- CAL TB 133 Fire Code approved

NEW

FULLY UPHOLSTERED - UP

AVAILABLE JULY 2015

MODEL	CONTROL	DESCRIPTION	MESH	ARM	FABRIC																																										
1230	GT	GUEST STACKING Fully upholstered back and seat.		ARMLESS	<table border="1"> <thead> <tr> <th>A/COM</th> <th>B</th> <th>C</th> <th>D</th> <th>E</th> <th>F</th> <th>G</th> </tr> </thead> <tbody> <tr> <td>425</td> <td>465</td> <td>490</td> <td>530</td> <td>575</td> <td>625</td> <td>680</td> </tr> <tr> <td>470</td> <td>510</td> <td>535</td> <td>575</td> <td>620</td> <td>670</td> <td>725</td> </tr> <tr> <td>470</td> <td>510</td> <td>535</td> <td>575</td> <td>620</td> <td>670</td> <td>725</td> </tr> <tr> <td>575</td> <td>615</td> <td>640</td> <td>680</td> <td>725</td> <td>775</td> <td>830</td> </tr> <tr> <td>575</td> <td>615</td> <td>640</td> <td>680</td> <td>725</td> <td>775</td> <td>830</td> </tr> </tbody> </table>	A/COM	B	C	D	E	F	G	425	465	490	530	575	625	680	470	510	535	575	620	670	725	470	510	535	575	620	670	725	575	615	640	680	725	775	830	575	615	640	680	725	775	830
A/COM	B		C	D	E	F	G																																								
425	465		490	530	575	625	680																																								
470	510		535	575	620	670	725																																								
470	510		535	575	620	670	725																																								
575	615	640	680	725	775	830																																									
575	615	640	680	725	775	830																																									
				A18B																																											
				A18G																																											

--	--	--	--	--	--

--	--	--	--	--	--

--	--	--	--	--	--

CREATING SHUTTLE MODEL NUMBER

MODEL NUMBER CONTROL ARMS FRAME COLOR UPHOLSTERY GRADE CASTERS PACKAGING

1 2 - A - F - U P - - - -

* FOR ARMLESS CODE USE A00

* ONLY SELECT CASTER CODE FOR MODEL 1215

FRAME COLORS

CODE	DESCRIPTION
BF	BLACK
SF	SILVER

PACKAGING NOTES

CODE	DESCRIPTION	LIST UPCHARGE
AB	ASSEMBLED IN BAG FOR WILL CALL	\$0
AC	ASSEMBLED IN CARTON	\$0

SHUTTLE SIDE CHAIRS SHIP UP TO 3 PER CARTON

NOTE: Due to the nature of vinyl upholstery, stacking may cause impressions on the seat. 9to5 Seating does not warrant the effects of the stacking on vinyl upholstery.

FEATURES

- Non-Marring Floor Glides
- Wall Saver Back Legs

DIMENSIONS

WIDTH: 36.5
DEPTH: 25.0
HEIGHT: 33.0
SEAT WIDTH: 31.0
SEAT DEPTH: 17.0
SEAT HEIGHT: 19.0
BACK WIDTH: 30.0
BACK HEIGHT: 16.0
COM: 2.2 YD
WEIGHT: 32.0 LB

ARM OPTIONS




Soft Touch Polyurethane
Arms - Black Color



Soft Touch Polyurethane
Arms - Gray Color
*Available to Ship July '13

ADDITIONAL OPTIONS



Black Ballistic Nylon Back
BN1 w/ Grad A Fabrics
BN2 w/ Grade B and Up



GSA SIN # 711-19

shuttle

the ultimate utility chair

- Wall saver legs on model 1210
- Bariatric Warranted up to 600 lbs
- CAL TB 133 Fire Code approved



BARIATRIC - 30" SEAT RATED FOR 600 LB

MODEL	CONTROL	DESCRIPTION	MESH	ARM	FABRIC							
					A/COM	B	C	D	E	F	G	
1250	GT	GUEST BARIATRIC Fully upholstered back and seat. Chair comes standard with arms.		A18B	785	855	900	970	1050	1140	1240	
				A18G	785	855	900	970	1050	1140	1240	

CREATING SHUTTLE MODEL NUMBER

MODEL NUMBER			CONTROL		ARMS		FRAME COLOR		UPHOLSTERY		GRADE		PACKAGING					
1	2	5	0	G	T	A	1	8	B		F		U	P				

FRAME COLORS

CODE	DESCRIPTION
BF	BLACK
SF	SILVER

PACKAGING NOTES

CODE	DESCRIPTION	LIST UPCHARGE
AB	ASSEMBLED IN BAG FOR WILL CALL	\$0
AC	ASSEMBLED IN CARTON	\$0

SHUTTLE SIDE CHAIRS SHIP UP TO 3 PER CARTON

NOTE: Due to the nature of vinyl upholstery, stacking may cause impressions on the seat. 9to5 Seating does not warrant the effects of the stacking on vinyl upholstery.

FEATURES

- Steel Reinforced Seat and Back
- 30" Wide Seat
- Does Not Stack

DIMENSIONS

WIDTH: 36.5
DEPTH: 25.0
HEIGHT: 33.0
SEAT WIDTH: 31.0
SEAT DEPTH: 17.0
SEAT HEIGHT: 19.0
BACK WIDTH: 30.0
BACK HEIGHT: 16.0
COM: 2.2 YD
WEIGHT: 32.0 LB

ARM OPTIONS



Soft Touch Polyurethane
Arms - Black Color



Soft Touch Polyurethane
Arms - Gray Color
*Available to Ship July '13

ACCESSORIES



Ganging Clip - 2 per set
GC2 - Arm-to-Arm

ADDITIONAL OPTIONS



Self-Leveling Metal Glide
Model 1250 Only
4 per set



Self-Leveling VCT Glide
Model 1250 Only
4 per set



Self-Leveling Felt Glide
Model 1250 Only
4 per set



BN2
\$0

Black Ballistic Nylon Back
BN1 w/ Grad A Fabrics
BN2 w/ Grade B and Up

GSA SIN # 711-18

strata LITE

let strata float into your office

- Task, task stool, executive and conference seating
- Warranted up to 250 lbs with Y1
- CAL TB 133 Fire Code approved



BLACK COLORED ACCENTS AND BASE

MODEL	CONTROL	DESCRIPTION	ARM	FABRIC																																																																													
1545	Y1	MID-BACK SIMPLE SYNCHRO TILT CONTROL Use for a variety of general office seating, including private office and conference room seating.	ARMLESS	<table border="1"> <thead> <tr> <th>T01</th> <th>A/COM</th> <th>B</th> <th>C</th> <th>D</th> <th>E</th> <th>F</th> <th>G</th> <th>L3/COL</th> <th>L4</th> <th>L5</th> </tr> </thead> <tbody> <tr> <td>485</td> <td>540</td> <td>570</td> <td>590</td> <td>620</td> <td>655</td> <td>695</td> <td>735</td> <td>665</td> <td>700</td> <td>760</td> </tr> <tr> <td>615</td> <td>670</td> <td>700</td> <td>720</td> <td>750</td> <td>785</td> <td>825</td> <td>865</td> <td>795</td> <td>830</td> <td>890</td> </tr> <tr> <td>635</td> <td>690</td> <td>720</td> <td>740</td> <td>770</td> <td>805</td> <td>845</td> <td>885</td> <td>815</td> <td>850</td> <td>910</td> </tr> <tr> <td>570</td> <td>625</td> <td>655</td> <td>675</td> <td>705</td> <td>740</td> <td>780</td> <td>820</td> <td>750</td> <td>785</td> <td>845</td> </tr> <tr> <td>590</td> <td>645</td> <td>675</td> <td>695</td> <td>725</td> <td>760</td> <td>800</td> <td>840</td> <td>770</td> <td>805</td> <td>865</td> </tr> <tr> <td>570</td> <td>625</td> <td>655</td> <td>675</td> <td>705</td> <td>740</td> <td>780</td> <td>820</td> <td>750</td> <td>785</td> <td>845</td> </tr> </tbody> </table>	T01	A/COM	B	C	D	E	F	G	L3/COL	L4	L5	485	540	570	590	620	655	695	735	665	700	760	615	670	700	720	750	785	825	865	795	830	890	635	690	720	740	770	805	845	885	815	850	910	570	625	655	675	705	740	780	820	750	785	845	590	645	675	695	725	760	800	840	770	805	865	570	625	655	675	705	740	780	820	750	785	845
T01	A/COM		B	C	D	E	F	G	L3/COL	L4	L5																																																																						
485	540		570	590	620	655	695	735	665	700	760																																																																						
615	670		700	720	750	785	825	865	795	830	890																																																																						
635	690		720	740	770	805	845	885	815	850	910																																																																						
570	625		655	675	705	740	780	820	750	785	845																																																																						
590	645	675	695	725	760	800	840	770	805	865																																																																							
570	625	655	675	705	740	780	820	750	785	845																																																																							
				SEAT SLIDER (SS) - ADD \$60																																																																													
1555	Y1	HIGH-BACK W/ HEADREST SIMPLE SYNCHRO TILT CONTROL Use for a variety of general office seating, including private office and conference room seating.	ARMLESS	<table border="1"> <thead> <tr> <th>T01</th> <th>A/COM</th> <th>B</th> <th>C</th> <th>D</th> <th>E</th> <th>F</th> <th>G</th> <th>L3/COL</th> <th>L4</th> <th>L5</th> </tr> </thead> <tbody> <tr> <td>540</td> <td>600</td> <td>630</td> <td>650</td> <td>680</td> <td>715</td> <td>755</td> <td>795</td> <td>725</td> <td>760</td> <td>820</td> </tr> <tr> <td>670</td> <td>730</td> <td>760</td> <td>780</td> <td>810</td> <td>845</td> <td>885</td> <td>925</td> <td>855</td> <td>890</td> <td>950</td> </tr> <tr> <td>690</td> <td>750</td> <td>780</td> <td>800</td> <td>830</td> <td>865</td> <td>905</td> <td>945</td> <td>875</td> <td>910</td> <td>970</td> </tr> <tr> <td>625</td> <td>685</td> <td>715</td> <td>735</td> <td>765</td> <td>800</td> <td>840</td> <td>880</td> <td>810</td> <td>845</td> <td>905</td> </tr> <tr> <td>645</td> <td>705</td> <td>735</td> <td>755</td> <td>785</td> <td>820</td> <td>860</td> <td>900</td> <td>830</td> <td>865</td> <td>925</td> </tr> <tr> <td>625</td> <td>685</td> <td>715</td> <td>735</td> <td>765</td> <td>800</td> <td>840</td> <td>880</td> <td>810</td> <td>845</td> <td>905</td> </tr> </tbody> </table>	T01	A/COM	B	C	D	E	F	G	L3/COL	L4	L5	540	600	630	650	680	715	755	795	725	760	820	670	730	760	780	810	845	885	925	855	890	950	690	750	780	800	830	865	905	945	875	910	970	625	685	715	735	765	800	840	880	810	845	905	645	705	735	755	785	820	860	900	830	865	925	625	685	715	735	765	800	840	880	810	845	905
T01	A/COM		B	C	D	E	F	G	L3/COL	L4	L5																																																																						
540	600		630	650	680	715	755	795	725	760	820																																																																						
670	730		760	780	810	845	885	925	855	890	950																																																																						
690	750		780	800	830	865	905	945	875	910	970																																																																						
625	685		715	735	765	800	840	880	810	845	905																																																																						
645	705	735	755	785	820	860	900	830	865	925																																																																							
625	685	715	735	765	800	840	880	810	845	905																																																																							
				SEAT SLIDER (SS) - ADD \$60																																																																													
1546	Y1	10" TRAVEL HIGH STOOL SIMPLE SYNCHRO TILT CONTROL Use for work surfaces up to 42 inches high.	ARMLESS	<table border="1"> <thead> <tr> <th>T01</th> <th>A/COM</th> <th>B</th> <th>C</th> <th>D</th> <th>E</th> <th>F</th> <th>G</th> <th>L3/COL</th> <th>L4</th> <th>L5</th> </tr> </thead> <tbody> <tr> <td>605</td> <td>660</td> <td>690</td> <td>710</td> <td>740</td> <td>775</td> <td>815</td> <td>855</td> <td>900</td> <td>945</td> <td>990</td> </tr> <tr> <td>735</td> <td>790</td> <td>820</td> <td>840</td> <td>870</td> <td>905</td> <td>945</td> <td>985</td> <td>1030</td> <td>1075</td> <td>1120</td> </tr> <tr> <td>755</td> <td>810</td> <td>840</td> <td>860</td> <td>890</td> <td>925</td> <td>965</td> <td>1005</td> <td>1050</td> <td>1095</td> <td>1140</td> </tr> <tr> <td>690</td> <td>745</td> <td>775</td> <td>795</td> <td>825</td> <td>860</td> <td>900</td> <td>940</td> <td>985</td> <td>1030</td> <td>1075</td> </tr> <tr> <td>710</td> <td>765</td> <td>795</td> <td>815</td> <td>845</td> <td>880</td> <td>920</td> <td>960</td> <td>1005</td> <td>1050</td> <td>1095</td> </tr> <tr> <td>690</td> <td>745</td> <td>775</td> <td>795</td> <td>825</td> <td>860</td> <td>900</td> <td>940</td> <td>985</td> <td>1030</td> <td>1075</td> </tr> </tbody> </table>	T01	A/COM	B	C	D	E	F	G	L3/COL	L4	L5	605	660	690	710	740	775	815	855	900	945	990	735	790	820	840	870	905	945	985	1030	1075	1120	755	810	840	860	890	925	965	1005	1050	1095	1140	690	745	775	795	825	860	900	940	985	1030	1075	710	765	795	815	845	880	920	960	1005	1050	1095	690	745	775	795	825	860	900	940	985	1030	1075
T01	A/COM		B	C	D	E	F	G	L3/COL	L4	L5																																																																						
605	660		690	710	740	775	815	855	900	945	990																																																																						
735	790		820	840	870	905	945	985	1030	1075	1120																																																																						
755	810		840	860	890	925	965	1005	1050	1095	1140																																																																						
690	745		775	795	825	860	900	940	985	1030	1075																																																																						
710	765	795	815	845	880	920	960	1005	1050	1095																																																																							
690	745	775	795	825	860	900	940	985	1030	1075																																																																							
				SEAT SLIDER - NOT AVAILABLE																																																																													
1548	Y1	8" TRAVEL LOW STOOL SIMPLE SYNCHRO TILT CONTROL Use for work surfaces up to 36 inches high.	ARMLESS	<table border="1"> <thead> <tr> <th>T01</th> <th>A/COM</th> <th>B</th> <th>C</th> <th>D</th> <th>E</th> <th>F</th> <th>G</th> <th>L3/COL</th> <th>L4</th> <th>L5</th> </tr> </thead> <tbody> <tr> <td>605</td> <td>660</td> <td>690</td> <td>710</td> <td>740</td> <td>775</td> <td>815</td> <td>855</td> <td>900</td> <td>945</td> <td>990</td> </tr> <tr> <td>735</td> <td>790</td> <td>820</td> <td>840</td> <td>870</td> <td>905</td> <td>945</td> <td>985</td> <td>1030</td> <td>1075</td> <td>1120</td> </tr> <tr> <td>755</td> <td>810</td> <td>840</td> <td>860</td> <td>890</td> <td>925</td> <td>965</td> <td>1005</td> <td>1050</td> <td>1095</td> <td>1140</td> </tr> <tr> <td>690</td> <td>745</td> <td>775</td> <td>795</td> <td>825</td> <td>860</td> <td>900</td> <td>940</td> <td>985</td> <td>1030</td> <td>1075</td> </tr> <tr> <td>710</td> <td>765</td> <td>795</td> <td>815</td> <td>845</td> <td>880</td> <td>920</td> <td>960</td> <td>1005</td> <td>1050</td> <td>1095</td> </tr> <tr> <td>690</td> <td>745</td> <td>775</td> <td>795</td> <td>825</td> <td>860</td> <td>900</td> <td>940</td> <td>985</td> <td>1030</td> <td>1075</td> </tr> </tbody> </table>	T01	A/COM	B	C	D	E	F	G	L3/COL	L4	L5	605	660	690	710	740	775	815	855	900	945	990	735	790	820	840	870	905	945	985	1030	1075	1120	755	810	840	860	890	925	965	1005	1050	1095	1140	690	745	775	795	825	860	900	940	985	1030	1075	710	765	795	815	845	880	920	960	1005	1050	1095	690	745	775	795	825	860	900	940	985	1030	1075
T01	A/COM		B	C	D	E	F	G	L3/COL	L4	L5																																																																						
605	660		690	710	740	775	815	855	900	945	990																																																																						
735	790		820	840	870	905	945	985	1030	1075	1120																																																																						
755	810		840	860	890	925	965	1005	1050	1095	1140																																																																						
690	745		775	795	825	860	900	940	985	1030	1075																																																																						
710	765	795	815	845	880	920	960	1005	1050	1095																																																																							
690	745	775	795	825	860	900	940	985	1030	1075																																																																							
				SEAT SLIDER - NOT AVAILABLE																																																																													

CREATING STRATA MODEL NUMBER

MODEL NUMBER CONTROL ARMS ACCENT COLOR BACK MESH COLOR GRADE CASTERS PACKAGING OPTIONS
1 5 - **Y 1** - **A** - **B F** - **M 0 1** - **C 4** - - - - -

* FOR ARMLESS CODE USE A00

PACKAGING NOTES

CODE	DESCRIPTION	LIST UPCHARGE
AB	ASSEMBLED IN BAG FOR WILL CALL	\$0
PAC	PARTIALLY ASSEMBLED IN CARTON	\$0
BAC	BACK ASSEMBLED IN CARTON	\$40

FEATURES

- Pneumatic Seat Height Adjustment
- Tilt Tension Control
- Back and Seat Tilt in 3:1 Ratio
- Upright Position Tilt Lock
- Height and Depth Adjustable Lumbar

DIMENSIONS

WIDTH: 26.5
DEPTH: 26.5
HEIGHT: 39.5-44.0
SEAT WIDTH: 21.0
SEAT DEPTH: 18.0
SEAT HEIGHT: 17.0-21.5
BACK WIDTH: 21.0
BACK HEIGHT: 22.0
COM: 0.9 YD
COL: 13.0 SQ FT
WEIGHT: 46.0 LB

- Pneumatic Seat Height Adjustment
- Tilt Tension Control
- Back and Seat Tilt in 3:1 Ratio
- Upright Position Tilt Lock
- Height and Depth Adjustable Lumbar
- Height and Tilt Adjustable Headrest

WIDTH: 26.5
DEPTH: 26.5
HEIGHT: 46.5-51.0
SEAT WIDTH: 21.0
SEAT DEPTH: 18.0
SEAT HEIGHT: 17.0-21.5
BACK WIDTH: 21.0
BACK HEIGHT: 29.0
COM: 0.9 YD
COL: 16.0 SQ FT
WEIGHT: 47.0 LB

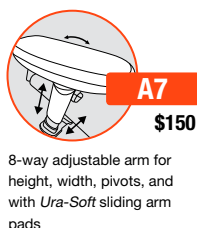
- Pneumatic Seat Height Adjustment
- Tilt Tension Control
- Back and Seat Tilt in 3:1 Ratio
- Upright Position Tilt Lock
- Height and Depth Adjustable Lumbar

WIDTH: 26.5
DEPTH: 26.5
HEIGHT: 49.0-59.0
SEAT WIDTH: 21.0
SEAT DEPTH: 18.0
SEAT HEIGHT: 27.0-37.0
BACK WIDTH: 21.0
BACK HEIGHT: 22.0
COM: 0.9 YD
COL: 13.0 SQ FT
WEIGHT: 56.0 LB

- Pneumatic Seat Height Adjustment
- Tilt Tension Control
- Back and Seat Tilt in 3:1 Ratio
- Upright Position Tilt Lock
- Height and Depth Adjustable Lumbar

WIDTH: 26.5
DEPTH: 26.5
HEIGHT: 45.0-53.0
SEAT WIDTH: 21.0
SEAT DEPTH: 18.0
SEAT HEIGHT: 23.0-31.0
BACK WIDTH: 21.0
BACK HEIGHT: 22.0
COM: 0.9 YD
COL: 13.0 SQ FT
WEIGHT: 55.0 LB

ARM OPTIONS



CASTER OPTIONS



ADDITIONAL OPTIONS



strata



GSA SIN # 711-18

strata

let strata float into your office

- Task, task stool, executive and conference seating
- Aluminum base standard
- Warranted up to 250 lbs with GT and stool
- Warranted up to 300 lbs with Y2 except for stool
- CAL TB 133 Fire Code approved



SILVER COLORED ACCENTS AND BASE

MODEL	CONTROL	DESCRIPTION	ARM	FABRIC																																																																													
1560	Y2	MID-BACK HEAVY DUTY SYNCHRO TILT CONTROL Use for a variety of general office seating, including private office and conference room seating.	ARMLESS	<table border="1"> <thead> <tr> <th>T01</th> <th>A/COM</th> <th>B</th> <th>C</th> <th>D</th> <th>E</th> <th>F</th> <th>G</th> <th>L3/COL</th> <th>L4</th> <th>L5</th> </tr> </thead> <tbody> <tr> <td>610</td> <td>665</td> <td>695</td> <td>715</td> <td>745</td> <td>780</td> <td>820</td> <td>860</td> <td>790</td> <td>825</td> <td>885</td> </tr> <tr> <td>740</td> <td>795</td> <td>825</td> <td>845</td> <td>875</td> <td>910</td> <td>950</td> <td>990</td> <td>920</td> <td>955</td> <td>1015</td> </tr> <tr> <td>760</td> <td>815</td> <td>845</td> <td>865</td> <td>895</td> <td>930</td> <td>970</td> <td>1010</td> <td>940</td> <td>975</td> <td>1035</td> </tr> <tr> <td>695</td> <td>750</td> <td>780</td> <td>800</td> <td>830</td> <td>865</td> <td>905</td> <td>945</td> <td>875</td> <td>910</td> <td>970</td> </tr> <tr> <td>715</td> <td>770</td> <td>800</td> <td>820</td> <td>850</td> <td>885</td> <td>925</td> <td>965</td> <td>895</td> <td>930</td> <td>990</td> </tr> <tr> <td>695</td> <td>750</td> <td>780</td> <td>800</td> <td>830</td> <td>865</td> <td>905</td> <td>945</td> <td>875</td> <td>910</td> <td>970</td> </tr> </tbody> </table>	T01	A/COM	B	C	D	E	F	G	L3/COL	L4	L5	610	665	695	715	745	780	820	860	790	825	885	740	795	825	845	875	910	950	990	920	955	1015	760	815	845	865	895	930	970	1010	940	975	1035	695	750	780	800	830	865	905	945	875	910	970	715	770	800	820	850	885	925	965	895	930	990	695	750	780	800	830	865	905	945	875	910	970
T01	A/COM		B	C	D	E	F	G	L3/COL	L4	L5																																																																						
610	665		695	715	745	780	820	860	790	825	885																																																																						
740	795		825	845	875	910	950	990	920	955	1015																																																																						
760	815		845	865	895	930	970	1010	940	975	1035																																																																						
695	750		780	800	830	865	905	945	875	910	970																																																																						
715	770	800	820	850	885	925	965	895	930	990																																																																							
695	750	780	800	830	865	905	945	875	910	970																																																																							
				SEAT SLIDER (SS) - ADD \$60																																																																													
1580	Y2	HIGH-BACK W/ HEADREST HEAVY DUTY SYNCHRO TILT CONTROL Use for a variety of general office seating, including private office and conference room seating.	ARMLESS	<table border="1"> <thead> <tr> <th>T01</th> <th>A/COM</th> <th>B</th> <th>C</th> <th>D</th> <th>E</th> <th>F</th> <th>G</th> <th>L3/COL</th> <th>L4</th> <th>L5</th> </tr> </thead> <tbody> <tr> <td>665</td> <td>725</td> <td>755</td> <td>775</td> <td>805</td> <td>840</td> <td>880</td> <td>920</td> <td>850</td> <td>885</td> <td>940</td> </tr> <tr> <td>795</td> <td>855</td> <td>885</td> <td>905</td> <td>935</td> <td>970</td> <td>1010</td> <td>1050</td> <td>980</td> <td>1015</td> <td>1070</td> </tr> <tr> <td>815</td> <td>875</td> <td>905</td> <td>925</td> <td>955</td> <td>990</td> <td>1030</td> <td>1070</td> <td>1000</td> <td>1035</td> <td>1090</td> </tr> <tr> <td>750</td> <td>810</td> <td>840</td> <td>860</td> <td>890</td> <td>925</td> <td>965</td> <td>1005</td> <td>935</td> <td>970</td> <td>1025</td> </tr> <tr> <td>770</td> <td>830</td> <td>860</td> <td>880</td> <td>910</td> <td>945</td> <td>985</td> <td>1025</td> <td>955</td> <td>990</td> <td>1045</td> </tr> <tr> <td>750</td> <td>810</td> <td>840</td> <td>860</td> <td>890</td> <td>925</td> <td>965</td> <td>1005</td> <td>935</td> <td>970</td> <td>1025</td> </tr> </tbody> </table>	T01	A/COM	B	C	D	E	F	G	L3/COL	L4	L5	665	725	755	775	805	840	880	920	850	885	940	795	855	885	905	935	970	1010	1050	980	1015	1070	815	875	905	925	955	990	1030	1070	1000	1035	1090	750	810	840	860	890	925	965	1005	935	970	1025	770	830	860	880	910	945	985	1025	955	990	1045	750	810	840	860	890	925	965	1005	935	970	1025
T01	A/COM		B	C	D	E	F	G	L3/COL	L4	L5																																																																						
665	725		755	775	805	840	880	920	850	885	940																																																																						
795	855		885	905	935	970	1010	1050	980	1015	1070																																																																						
815	875		905	925	955	990	1030	1070	1000	1035	1090																																																																						
750	810		840	860	890	925	965	1005	935	970	1025																																																																						
770	830	860	880	910	945	985	1025	955	990	1045																																																																							
750	810	840	860	890	925	965	1005	935	970	1025																																																																							
				SEAT SLIDER (SS) - ADD \$60																																																																													
1561	Y2	10" TRAVEL HIGH STOOL HEAVY DUTY SYNCHRO TILT CONTROL Use for work surfaces up to 42 inches high.	ARMLESS	<table border="1"> <thead> <tr> <th>T01</th> <th>A/COM</th> <th>B</th> <th>C</th> <th>D</th> <th>E</th> <th>F</th> <th>G</th> <th>L3/COL</th> <th>L4</th> <th>L5</th> </tr> </thead> <tbody> <tr> <td>730</td> <td>785</td> <td>815</td> <td>835</td> <td>865</td> <td>900</td> <td>940</td> <td>980</td> <td>910</td> <td>945</td> <td>1005</td> </tr> <tr> <td>860</td> <td>915</td> <td>945</td> <td>965</td> <td>995</td> <td>1030</td> <td>1070</td> <td>1110</td> <td>1040</td> <td>1075</td> <td>1135</td> </tr> <tr> <td>880</td> <td>935</td> <td>965</td> <td>985</td> <td>1015</td> <td>1050</td> <td>1090</td> <td>1130</td> <td>1060</td> <td>1095</td> <td>1155</td> </tr> <tr> <td>815</td> <td>870</td> <td>900</td> <td>920</td> <td>950</td> <td>985</td> <td>1025</td> <td>1065</td> <td>995</td> <td>1030</td> <td>1090</td> </tr> <tr> <td>835</td> <td>890</td> <td>920</td> <td>940</td> <td>970</td> <td>1005</td> <td>1045</td> <td>1085</td> <td>1015</td> <td>1050</td> <td>1110</td> </tr> <tr> <td>815</td> <td>870</td> <td>900</td> <td>920</td> <td>950</td> <td>985</td> <td>1025</td> <td>1065</td> <td>995</td> <td>1030</td> <td>1090</td> </tr> </tbody> </table>	T01	A/COM	B	C	D	E	F	G	L3/COL	L4	L5	730	785	815	835	865	900	940	980	910	945	1005	860	915	945	965	995	1030	1070	1110	1040	1075	1135	880	935	965	985	1015	1050	1090	1130	1060	1095	1155	815	870	900	920	950	985	1025	1065	995	1030	1090	835	890	920	940	970	1005	1045	1085	1015	1050	1110	815	870	900	920	950	985	1025	1065	995	1030	1090
T01	A/COM		B	C	D	E	F	G	L3/COL	L4	L5																																																																						
730	785		815	835	865	900	940	980	910	945	1005																																																																						
860	915		945	965	995	1030	1070	1110	1040	1075	1135																																																																						
880	935		965	985	1015	1050	1090	1130	1060	1095	1155																																																																						
815	870		900	920	950	985	1025	1065	995	1030	1090																																																																						
835	890	920	940	970	1005	1045	1085	1015	1050	1110																																																																							
815	870	900	920	950	985	1025	1065	995	1030	1090																																																																							
				SEAT SLIDER - NOT AVAILABLE																																																																													
1563	Y2	8" TRAVEL LOW STOOL HEAVY DUTY SYNCHRO TILT CONTROL Use for work surfaces up to 36 inches high.	ARMLESS	<table border="1"> <thead> <tr> <th>T01</th> <th>A/COM</th> <th>B</th> <th>C</th> <th>D</th> <th>E</th> <th>F</th> <th>G</th> <th>L3/COL</th> <th>L4</th> <th>L5</th> </tr> </thead> <tbody> <tr> <td>730</td> <td>785</td> <td>815</td> <td>835</td> <td>865</td> <td>900</td> <td>940</td> <td>980</td> <td>910</td> <td>945</td> <td>1005</td> </tr> <tr> <td>860</td> <td>915</td> <td>945</td> <td>965</td> <td>995</td> <td>1030</td> <td>1070</td> <td>1110</td> <td>1040</td> <td>1075</td> <td>1135</td> </tr> <tr> <td>880</td> <td>935</td> <td>965</td> <td>985</td> <td>1015</td> <td>1050</td> <td>1090</td> <td>1130</td> <td>1060</td> <td>1095</td> <td>1155</td> </tr> <tr> <td>815</td> <td>870</td> <td>900</td> <td>920</td> <td>950</td> <td>985</td> <td>1025</td> <td>1065</td> <td>995</td> <td>1030</td> <td>1090</td> </tr> <tr> <td>835</td> <td>890</td> <td>920</td> <td>940</td> <td>970</td> <td>1005</td> <td>1045</td> <td>1085</td> <td>1015</td> <td>1050</td> <td>1110</td> </tr> <tr> <td>815</td> <td>870</td> <td>900</td> <td>920</td> <td>950</td> <td>985</td> <td>1025</td> <td>1065</td> <td>995</td> <td>1030</td> <td>1090</td> </tr> </tbody> </table>	T01	A/COM	B	C	D	E	F	G	L3/COL	L4	L5	730	785	815	835	865	900	940	980	910	945	1005	860	915	945	965	995	1030	1070	1110	1040	1075	1135	880	935	965	985	1015	1050	1090	1130	1060	1095	1155	815	870	900	920	950	985	1025	1065	995	1030	1090	835	890	920	940	970	1005	1045	1085	1015	1050	1110	815	870	900	920	950	985	1025	1065	995	1030	1090
T01	A/COM		B	C	D	E	F	G	L3/COL	L4	L5																																																																						
730	785		815	835	865	900	940	980	910	945	1005																																																																						
860	915		945	965	995	1030	1070	1110	1040	1075	1135																																																																						
880	935		965	985	1015	1050	1090	1130	1060	1095	1155																																																																						
815	870		900	920	950	985	1025	1065	995	1030	1090																																																																						
835	890	920	940	970	1005	1045	1085	1015	1050	1110																																																																							
815	870	900	920	950	985	1025	1065	995	1030	1090																																																																							
				SEAT SLIDER - NOT AVAILABLE																																																																													

CREATING STRATA MODEL NUMBER

MODEL NUMBER CONTROL ARMS ACCENT COLOR BACK MESH COLOR GRADE CASTERS PACKAGING OPTIONS

1 5 - A - S F - M O 1 - C 4 - - - -

* FOR ARMLESS CODE USE A00

PACKAGING NOTES

CODE	DESCRIPTION	LIST UPCHARGE
AB	ASSEMBLED IN BAG FOR WILL CALL	\$0
PAC	PARTIALLY ASSEMBLED IN CARTON	\$0
BAC	BACK ASSEMBLED IN CARTON	\$40

FEATURES

- Pneumatic Seat Height Adjustment
- Side Tilt Tension Control
- Back and Seat Tilt in 2:1 ratio
- 4 Locking Positions
- Safety Tilt Release
- Height and Depth Adjustable Lumbar

DIMENSIONS

WIDTH: 26.5
DEPTH: 26.5
HEIGHT: 39.5-44.0
SEAT WIDTH: 21.0
SEAT DEPTH: 18.0
SEAT HEIGHT: 17.0-21.5
BACK WIDTH: 21.0
BACK HEIGHT: 22.0
COM: 0.9 YD
COL: 13.0 SQ FT
WEIGHT: 50.0 LB

- Pneumatic Seat Height Adjustment
- Side Tilt Tension Control
- Back and Seat Tilt in 2:1 ratio
- 4 Locking Positions
- Safety Tilt Release
- Height and Depth Adjustable Lumbar
- 2 Way Adjustable Headrest

WIDTH: 26.5
DEPTH: 26.5
HEIGHT: 46.5-51.0
SEAT WIDTH: 21.0
SEAT DEPTH: 18.0
SEAT HEIGHT: 17.0-21.5
BACK WIDTH: 21.0
BACK HEIGHT: 29.0
COM: 0.9 YD
COL: 16.0 SQ FT
WEIGHT: 51.0 LB

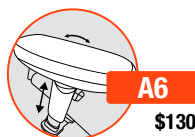
- Pneumatic Seat Height Adjustment
- Side Tilt Tension Control
- Back and Seat Tilt in 2:1 ratio
- 4 Locking Positions
- Safety Tilt Release
- Height and Depth Adjustable Lumbar
- Height Adj 20" Diameter Footring

WIDTH: 26.5
DEPTH: 26.5
HEIGHT: 49.0-59.0
SEAT WIDTH: 21.0
SEAT DEPTH: 18.0
SEAT HEIGHT: 27.0-37.0
BACK WIDTH: 21.0
BACK HEIGHT: 22.0
COM: 0.9 YD
COL: 13.0 SQ FT
WEIGHT: 52.0 LB

- Pneumatic Seat Height Adjustment
- Side Tilt Tension Control
- Back and Seat Tilt in 2:1 ratio
- 4 Locking Positions
- Safety Tilt Release
- Height and Depth Adjustable Lumbar
- Height Adj 20" Diameter Footring

WIDTH: 26.5
DEPTH: 26.5
HEIGHT: 45.0-53.0
SEAT WIDTH: 21.0
SEAT DEPTH: 18.0
SEAT HEIGHT: 23.0-31.0
BACK WIDTH: 21.0
BACK HEIGHT: 22.0
COM: 0.9 YD
COL: 13.0 SQ FT
WEIGHT: 49.5 LB

ARM OPTIONS



A6
\$130

6-way adjustable arm for height, pivots, and with *Ura-Soft* sliding arm pads



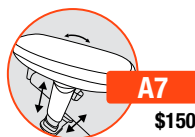
A8B/S
\$85

2-Way Adjustable Arm Height Adjustable
A8B Black or A8S Silver



A10
\$85

Black Soft Touch Cantilever style C-Shaped Arm



A7
\$150

8-way adjustable arm for height, width, pivots, and with *Ura-Soft* sliding arm pads



A9B/S
\$105

4-Way Adjustable Arm Height Adjustable and 4" Interior Width Adjustment
A9B Black or A9S Silver

CASTER OPTIONS



C4
STD

Standard 60mm Hoodless Casters



C1S
\$30

50mm Hooded Hard Floor Casters



C2S
\$35

50mm Hooded Self-Locking Hard Floor Casters

ADDITIONAL OPTIONS



SS
\$60

Seat Slider 2.5" Side Paddle Activated



HD
\$50

Heavy Duty Multi-Shift Upgrade 350 lb



BA2P
\$90

27" Polished Aluminum Base

strata



strata

let strata float into your office

GSA SIN # 711-18

- Multi-Purpose Guest seating
- Warranted up to 250 lbs with GT
- CAL TB 133 Fire Code approved



SILVER COLORED ACCENTS

MODEL	CONTROL	DESCRIPTION	ARM	FABRIC																																																							
1560	GT	<p>GUEST</p> <p>Silver cantilever aluminum frame side chair.</p>	SWA	<table border="1"> <thead> <tr> <th>T01</th> <th>A/COM</th> <th>B</th> <th>C</th> <th>D</th> <th>E</th> <th>F</th> <th>G</th> <th>L3/COL</th> <th>L4</th> <th>L5</th> </tr> </thead> <tbody> <tr> <td>500</td> <td>555</td> <td>585</td> <td>605</td> <td>638</td> <td>670</td> <td>710</td> <td>750</td> <td>680</td> <td>715</td> <td>875</td> </tr> <tr> <td></td> <td></td> <td></td> <td></td> <td></td> <td></td> <td></td> <td></td> <td></td> <td></td> <td></td> </tr> <tr> <td></td> <td></td> <td></td> <td></td> <td></td> <td></td> <td></td> <td></td> <td></td> <td></td> <td></td> </tr> <tr> <td></td> <td></td> <td></td> <td></td> <td></td> <td></td> <td></td> <td></td> <td></td> <td></td> <td></td> </tr> </tbody> </table> <p>SHIPS FULLY ASSEMBLED EITHER AC OR AB / SWA - STANDARD WITH ARMS</p>	T01	A/COM	B	C	D	E	F	G	L3/COL	L4	L5	500	555	585	605	638	670	710	750	680	715	875																																	
T01	A/COM	B	C	D	E	F	G	L3/COL	L4	L5																																																	
500	555	585	605	638	670	710	750	680	715	875																																																	

CREATING STRATA MODEL NUMBER

MODEL NUMBER CONTROL ARMS ACCENT COLOR BACK MESH COLOR GRADE PACKAGING
1 5 - **G T** - **S W A** - **S F** - **M O 1** - - -

PACKAGING NOTES

CODE	DESCRIPTION	LIST UPCHARGE
AB	ASSEMBLED IN BAG FOR WILL CALL	\$0
PAC	PARTIALLY ASSEMBLED IN CARTON	\$0
BAC	BACK ASSEMBLED IN CARTON	\$40

FEATURES

- Height and Depth Adjustable Lumbar
- Silver Chair Back Accents
- Black Four Leg Style Frame

DIMENSIONS

WIDTH: 24.0
DEPTH: 24.0
HEIGHT: 39.0
SEAT WIDTH: 21.0
SEAT DEPTH: 18.0
SEAT HEIGHT: 18.0
BACK WIDTH: 21.0
BACK HEIGHT: 22.0
COM: 0.9 YD
COL: 13.0 SQ FT
WEIGHT: 28.0 LB

ARM OPTIONS



Standard with Arms

strata



strata

let strata float into your office

GSA SIN # 711-18

- Task, task stool, executive and conference seating
- Aluminum base standard
- Warranted up to 250 lbs with GT and stool
- Warranted up to 300 lbs with Y2 except for stool
- CAL TB 133 Fire Code approved



BLACK COLORED ACCENTS AND BASE

MODEL	CONTROL	DESCRIPTION	ARM	FABRIC																																																																													
1565	Y2	MID-BACK HEAVY DUTY SYNCHRO TILT CONTROL Use for a variety of general office seating, including private office and conference room seating.	ARMLESS	<table border="1"> <thead> <tr> <th>T01</th> <th>A/COM</th> <th>B</th> <th>C</th> <th>D</th> <th>E</th> <th>F</th> <th>G</th> <th>L3/COL</th> <th>L4</th> <th>L5</th> </tr> </thead> <tbody> <tr> <td>610</td> <td>665</td> <td>695</td> <td>715</td> <td>745</td> <td>780</td> <td>820</td> <td>860</td> <td>790</td> <td>825</td> <td>885</td> </tr> <tr> <td>740</td> <td>795</td> <td>825</td> <td>845</td> <td>875</td> <td>910</td> <td>950</td> <td>990</td> <td>920</td> <td>955</td> <td>1015</td> </tr> <tr> <td>760</td> <td>815</td> <td>845</td> <td>865</td> <td>895</td> <td>930</td> <td>970</td> <td>1010</td> <td>940</td> <td>975</td> <td>1035</td> </tr> <tr> <td>695</td> <td>750</td> <td>780</td> <td>800</td> <td>830</td> <td>865</td> <td>905</td> <td>945</td> <td>875</td> <td>910</td> <td>970</td> </tr> <tr> <td>715</td> <td>770</td> <td>800</td> <td>820</td> <td>850</td> <td>885</td> <td>925</td> <td>965</td> <td>895</td> <td>930</td> <td>990</td> </tr> <tr> <td>695</td> <td>750</td> <td>780</td> <td>800</td> <td>830</td> <td>865</td> <td>905</td> <td>945</td> <td>875</td> <td>910</td> <td>970</td> </tr> </tbody> </table>	T01	A/COM	B	C	D	E	F	G	L3/COL	L4	L5	610	665	695	715	745	780	820	860	790	825	885	740	795	825	845	875	910	950	990	920	955	1015	760	815	845	865	895	930	970	1010	940	975	1035	695	750	780	800	830	865	905	945	875	910	970	715	770	800	820	850	885	925	965	895	930	990	695	750	780	800	830	865	905	945	875	910	970
T01	A/COM		B	C	D	E	F	G	L3/COL	L4	L5																																																																						
610	665		695	715	745	780	820	860	790	825	885																																																																						
740	795		825	845	875	910	950	990	920	955	1015																																																																						
760	815		845	865	895	930	970	1010	940	975	1035																																																																						
695	750		780	800	830	865	905	945	875	910	970																																																																						
715	770	800	820	850	885	925	965	895	930	990																																																																							
695	750	780	800	830	865	905	945	875	910	970																																																																							
				SEAT SLIDER (SS) - ADD \$60																																																																													
1585	Y2	HIGH-BACK W/ HEADREST HEAVY DUTY SYNCHRO TILT CONTROL Use for a variety of general office seating, including private office and conference room seating.	ARMLESS	<table border="1"> <thead> <tr> <th>T01</th> <th>A/COM</th> <th>B</th> <th>C</th> <th>D</th> <th>E</th> <th>F</th> <th>G</th> <th>L3/COL</th> <th>L4</th> <th>L5</th> </tr> </thead> <tbody> <tr> <td>670</td> <td>725</td> <td>755</td> <td>775</td> <td>805</td> <td>840</td> <td>880</td> <td>920</td> <td>850</td> <td>885</td> <td>940</td> </tr> <tr> <td>800</td> <td>855</td> <td>885</td> <td>905</td> <td>935</td> <td>970</td> <td>1010</td> <td>1050</td> <td>980</td> <td>1015</td> <td>1070</td> </tr> <tr> <td>820</td> <td>875</td> <td>905</td> <td>925</td> <td>955</td> <td>990</td> <td>1030</td> <td>1070</td> <td>1000</td> <td>1035</td> <td>1090</td> </tr> <tr> <td>755</td> <td>810</td> <td>840</td> <td>860</td> <td>890</td> <td>925</td> <td>965</td> <td>1005</td> <td>935</td> <td>970</td> <td>1025</td> </tr> <tr> <td>775</td> <td>830</td> <td>860</td> <td>880</td> <td>910</td> <td>945</td> <td>985</td> <td>1025</td> <td>955</td> <td>990</td> <td>1045</td> </tr> <tr> <td>755</td> <td>810</td> <td>840</td> <td>860</td> <td>890</td> <td>925</td> <td>965</td> <td>1005</td> <td>935</td> <td>970</td> <td>1025</td> </tr> </tbody> </table>	T01	A/COM	B	C	D	E	F	G	L3/COL	L4	L5	670	725	755	775	805	840	880	920	850	885	940	800	855	885	905	935	970	1010	1050	980	1015	1070	820	875	905	925	955	990	1030	1070	1000	1035	1090	755	810	840	860	890	925	965	1005	935	970	1025	775	830	860	880	910	945	985	1025	955	990	1045	755	810	840	860	890	925	965	1005	935	970	1025
T01	A/COM		B	C	D	E	F	G	L3/COL	L4	L5																																																																						
670	725		755	775	805	840	880	920	850	885	940																																																																						
800	855		885	905	935	970	1010	1050	980	1015	1070																																																																						
820	875		905	925	955	990	1030	1070	1000	1035	1090																																																																						
755	810		840	860	890	925	965	1005	935	970	1025																																																																						
775	830	860	880	910	945	985	1025	955	990	1045																																																																							
755	810	840	860	890	925	965	1005	935	970	1025																																																																							
				SEAT SLIDER (SS) - ADD \$60																																																																													
1566	Y2	10" TRAVEL HIGH STOOL HEAVY DUTY SYNCHRO TILT CONTROL Use for work surfaces up to 42 inches high.	ARMLESS	<table border="1"> <thead> <tr> <th>T01</th> <th>A/COM</th> <th>B</th> <th>C</th> <th>D</th> <th>E</th> <th>F</th> <th>G</th> <th>L3/COL</th> <th>L4</th> <th>L5</th> </tr> </thead> <tbody> <tr> <td>730</td> <td>785</td> <td>815</td> <td>835</td> <td>865</td> <td>900</td> <td>940</td> <td>980</td> <td>910</td> <td>945</td> <td>1005</td> </tr> <tr> <td>860</td> <td>915</td> <td>945</td> <td>965</td> <td>995</td> <td>1030</td> <td>1070</td> <td>1110</td> <td>1040</td> <td>1075</td> <td>1135</td> </tr> <tr> <td>880</td> <td>935</td> <td>965</td> <td>985</td> <td>1015</td> <td>1050</td> <td>1090</td> <td>1130</td> <td>1060</td> <td>1095</td> <td>1155</td> </tr> <tr> <td>815</td> <td>870</td> <td>900</td> <td>920</td> <td>950</td> <td>985</td> <td>1025</td> <td>1065</td> <td>995</td> <td>1030</td> <td>1090</td> </tr> <tr> <td>835</td> <td>890</td> <td>920</td> <td>940</td> <td>970</td> <td>1005</td> <td>1045</td> <td>1085</td> <td>1015</td> <td>1050</td> <td>1110</td> </tr> <tr> <td>815</td> <td>870</td> <td>900</td> <td>920</td> <td>950</td> <td>985</td> <td>1025</td> <td>1065</td> <td>995</td> <td>1030</td> <td>1090</td> </tr> </tbody> </table>	T01	A/COM	B	C	D	E	F	G	L3/COL	L4	L5	730	785	815	835	865	900	940	980	910	945	1005	860	915	945	965	995	1030	1070	1110	1040	1075	1135	880	935	965	985	1015	1050	1090	1130	1060	1095	1155	815	870	900	920	950	985	1025	1065	995	1030	1090	835	890	920	940	970	1005	1045	1085	1015	1050	1110	815	870	900	920	950	985	1025	1065	995	1030	1090
T01	A/COM		B	C	D	E	F	G	L3/COL	L4	L5																																																																						
730	785		815	835	865	900	940	980	910	945	1005																																																																						
860	915		945	965	995	1030	1070	1110	1040	1075	1135																																																																						
880	935		965	985	1015	1050	1090	1130	1060	1095	1155																																																																						
815	870		900	920	950	985	1025	1065	995	1030	1090																																																																						
835	890	920	940	970	1005	1045	1085	1015	1050	1110																																																																							
815	870	900	920	950	985	1025	1065	995	1030	1090																																																																							
				SEAT SLIDER - NOT AVAILABLE																																																																													
1568	Y2	8" TRAVEL LOW STOOL HEAVY DUTY SYNCHRO TILT CONTROL Use for work surfaces up to 36 inches high.	ARMLESS	<table border="1"> <thead> <tr> <th>T01</th> <th>A/COM</th> <th>B</th> <th>C</th> <th>D</th> <th>E</th> <th>F</th> <th>G</th> <th>L3/COL</th> <th>L4</th> <th>L5</th> </tr> </thead> <tbody> <tr> <td>730</td> <td>785</td> <td>815</td> <td>835</td> <td>865</td> <td>900</td> <td>940</td> <td>980</td> <td>910</td> <td>945</td> <td>1005</td> </tr> <tr> <td>860</td> <td>915</td> <td>945</td> <td>965</td> <td>995</td> <td>1030</td> <td>1070</td> <td>1110</td> <td>1040</td> <td>1075</td> <td>1135</td> </tr> <tr> <td>880</td> <td>935</td> <td>965</td> <td>985</td> <td>1015</td> <td>1050</td> <td>1090</td> <td>1130</td> <td>1060</td> <td>1095</td> <td>1155</td> </tr> <tr> <td>815</td> <td>870</td> <td>900</td> <td>920</td> <td>950</td> <td>985</td> <td>1025</td> <td>1065</td> <td>995</td> <td>1030</td> <td>1090</td> </tr> <tr> <td>835</td> <td>890</td> <td>920</td> <td>940</td> <td>970</td> <td>1005</td> <td>1045</td> <td>1085</td> <td>1015</td> <td>1050</td> <td>1110</td> </tr> <tr> <td>815</td> <td>870</td> <td>900</td> <td>920</td> <td>950</td> <td>985</td> <td>1025</td> <td>1065</td> <td>995</td> <td>1030</td> <td>1090</td> </tr> </tbody> </table>	T01	A/COM	B	C	D	E	F	G	L3/COL	L4	L5	730	785	815	835	865	900	940	980	910	945	1005	860	915	945	965	995	1030	1070	1110	1040	1075	1135	880	935	965	985	1015	1050	1090	1130	1060	1095	1155	815	870	900	920	950	985	1025	1065	995	1030	1090	835	890	920	940	970	1005	1045	1085	1015	1050	1110	815	870	900	920	950	985	1025	1065	995	1030	1090
T01	A/COM		B	C	D	E	F	G	L3/COL	L4	L5																																																																						
730	785		815	835	865	900	940	980	910	945	1005																																																																						
860	915		945	965	995	1030	1070	1110	1040	1075	1135																																																																						
880	935		965	985	1015	1050	1090	1130	1060	1095	1155																																																																						
815	870		900	920	950	985	1025	1065	995	1030	1090																																																																						
835	890	920	940	970	1005	1045	1085	1015	1050	1110																																																																							
815	870	900	920	950	985	1025	1065	995	1030	1090																																																																							
				SEAT SLIDER - NOT AVAILABLE																																																																													

CREATING STRATA MODEL NUMBER

MODEL NUMBER CONTROL ARMS ACCENT COLOR BACK MESH COLOR GRADE CASTERS PACKAGING OPTIONS

1 5 - A - B F - M O 1 - C 4 - - - - -

* FOR ARMLESS CODE USE A00

PACKAGING NOTES

CODE	DESCRIPTION	LIST UPCHARGE
AB	ASSEMBLED IN BAG FOR WILL CALL	\$0
PAC	PARTIALLY ASSEMBLED IN CARTON	\$0
BAC	BACK ASSEMBLED IN CARTON	\$40

FEATURES

- Pneumatic Seat Height Adjustment
- Side Tilt Tension Control
- Back and Seat Tilt in 2:1 ratio
- 4 Locking Positions
- Safety Tilt Release
- Height and Depth Adjustable Lumbar

DIMENSIONS

WIDTH: 26.5
DEPTH: 26.5
HEIGHT: 39.5-44.0
SEAT WIDTH: 21.0
SEAT DEPTH: 18.0
SEAT HEIGHT: 17.0-21.5
BACK WIDTH: 21.0
BACK HEIGHT: 22.0
COM: 0.9 YD
COL: 13.0 SQ FT
WEIGHT: 50.0 LB

- Pneumatic Seat Height Adjustment
- Side Tilt Tension Control
- Back and Seat Tilt in 2:1 ratio
- 4 Locking Positions
- Safety Tilt Release
- Height and Depth Adjustable Lumbar
- 2 Way Adjustable Headrest

WIDTH: 26.5
DEPTH: 26.5
HEIGHT: 46.5-51.0
SEAT WIDTH: 21.0
SEAT DEPTH: 18.0
SEAT HEIGHT: 17.0-21.5
BACK WIDTH: 21.0
BACK HEIGHT: 29.0
COM: 0.9 YD
COL: 16.0 SQ FT
WEIGHT: 51.0 LB

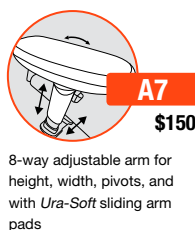
- Pneumatic Seat Height Adjustment
- Side Tilt Tension Control
- Back and Seat Tilt in 2:1 ratio
- 4 Locking Positions
- Safety Tilt Release
- Height and Depth Adjustable Lumbar
- Height Adj 20" Diameter Footring

WIDTH: 26.5
DEPTH: 26.5
HEIGHT: 49.0-59.0
SEAT WIDTH: 21.0
SEAT DEPTH: 18.0
SEAT HEIGHT: 27.0-37.0
BACK WIDTH: 21.0
BACK HEIGHT: 22.0
COM: 0.9 YD
COL: 13.0 SQ FT
WEIGHT: 52.0 LB

- Pneumatic Seat Height Adjustment
- Side Tilt Tension Control
- Back and Seat Tilt in 2:1 ratio
- 4 Locking Positions
- Safety Tilt Release
- Height and Depth Adjustable Lumbar
- Height Adj 20" Diameter Footring

WIDTH: 26.5
DEPTH: 26.5
HEIGHT: 45.0-53.0
SEAT WIDTH: 21.0
SEAT DEPTH: 18.0
SEAT HEIGHT: 23.0-31.0
BACK WIDTH: 21.0
BACK HEIGHT: 22.0
COM: 0.9 YD
COL: 13.0 SQ FT
WEIGHT: 49.5 LB

ARM OPTIONS



CASTER OPTIONS



ADDITIONAL OPTIONS



strata



GSA SIN # 711-18

- Task, task stool, executive and conference seating
- Warranted up to 250 lbs with Y1



strata all mesh

LITE

let strata float into your office

NEW

BLACK COLORED ACCENTS AND BASE

AVAILABLE JULY 2015

MODEL	CONTROL	DESCRIPTION	ARM	FABRIC
1535	Y1	<p>MID-BACK SIMPLE SYNCHRO TILT CONTROL</p> <p>Use for a variety of general office seating, including private office and conference room seating.</p>	<p>ARMLESS</p> <p>A6</p> <p>A7</p> <p>A8B / A8S</p> <p>A9B / A9S</p> <p>A10</p>	<p>M</p> <p>540</p> <p>670</p> <p>690</p> <p>625</p> <p>645</p> <p>625</p> <p>SEAT SLIDER (SS) - ADD \$60 - FACTORY INSTALLED</p>
1537	Y1	<p>HIGH-BACK W/ HEADREST SIMPLE SYNCHRO TILT CONTROL</p> <p>Use for a variety of general office seating, including private office and conference room seating.</p>	<p>ARMLESS</p> <p>A6</p> <p>A7</p> <p>A8B / A8S</p> <p>A9B / A9S</p> <p>A10</p>	<p>M</p> <p>595</p> <p>725</p> <p>745</p> <p>680</p> <p>700</p> <p>680</p> <p>SEAT SLIDER (SS) - ADD \$60 - FACTORY INSTALLED</p>
1536	Y1	<p>10" TRAVEL HIGH STOOL SIMPLE SYNCHRO TILT CONTROL</p> <p>Use for work surfaces up to 42 inches high.</p>	<p>ARMLESS</p> <p>A6</p> <p>A7</p> <p>A8B / A8S</p> <p>A9B / A9S</p> <p>A10</p>	<p>M</p> <p>660</p> <p>790</p> <p>810</p> <p>745</p> <p>765</p> <p>745</p> <p>SEAT SLIDER - NOT AVAILABLE</p>
1538	Y1	<p>8" TRAVEL LOW STOOL SIMPLE SYNCHRO TILT CONTROL</p> <p>Use for work surfaces up to 36 inches high.</p>	<p>ARMLESS</p> <p>A6</p> <p>A7</p> <p>A8B / A8S</p> <p>A9B / A9S</p> <p>A10</p>	<p>M</p> <p>660</p> <p>790</p> <p>810</p> <p>745</p> <p>765</p> <p>745</p> <p>SEAT SLIDER - NOT AVAILABLE</p>

CREATING STRATA ALL MESH MODEL NUMBER

MODEL NUMBER CONTROL ARMS ACCENT COLOR BACK MESH COLOR GRADE CASTERS PACKAGING OPTIONS
1 5 - **Y 1** - **A** - **B F** - **M 0 1** - **C 4** - - - - -

* FOR ARMLESS CODE USE A00

PACKAGING NOTES

CODE	DESCRIPTION	LIST UPCHARGE
AB	ASSEMBLED IN BAG FOR WILL CALL	\$0
PAC	PARTIALLY ASSEMBLED IN CARTON	\$0
BAC	BACK ASSEMBLED IN CARTON	\$40

FEATURES

- Pneumatic Seat Height Adjustment
- Tilt Tension Control
- Back and Seat Tilt in 3:1 Ratio
- Upright Position Tilt Lock
- Height and Depth Adjustable Lumbar

DIMENSIONS

WIDTH: 26.5
DEPTH: 26.5
HEIGHT: 39.5-44.0
SEAT WIDTH: 19.0
SEAT DEPTH: 18.0
SEAT HEIGHT: 17.0-21.5
BACK WIDTH: 21.0
BACK HEIGHT: 22.0
WEIGHT: 46.0 LB

- Pneumatic Seat Height Adjustment
- Tilt Tension Control
- Back and Seat Tilt in 3:1 Ratio
- Upright Position Tilt Lock
- Height and Depth Adjustable Lumbar
- Height and Tilt Adjustable Headrest

WIDTH: 26.5
DEPTH: 26.5
HEIGHT: 46.5-51.0
SEAT WIDTH: 19.0
SEAT DEPTH: 18.0
SEAT HEIGHT: 17.0-21.5
BACK WIDTH: 21.0
BACK HEIGHT: 29.0
WEIGHT: 47.0 LB

- Pneumatic Seat Height Adjustment
- Tilt Tension Control
- Back and Seat Tilt in 3:1 Ratio
- Upright Position Tilt Lock
- Height and Depth Adjustable Lumbar

WIDTH: 26.5
DEPTH: 26.5
HEIGHT: 49.0-59.0
SEAT WIDTH: 19.0
SEAT DEPTH: 18.0
SEAT HEIGHT: 27.0-37.0
BACK WIDTH: 21.0
BACK HEIGHT: 22.0
WEIGHT: 56.0 LB

- Pneumatic Seat Height Adjustment
- Tilt Tension Control
- Back and Seat Tilt in 3:1 Ratio
- Upright Position Tilt Lock
- Height and Depth Adjustable Lumbar

WIDTH: 26.5
DEPTH: 26.5
HEIGHT: 45.0-53.0
SEAT WIDTH: 19.0
SEAT DEPTH: 18.0
SEAT HEIGHT: 23.0-31.0
BACK WIDTH: 21.0
BACK HEIGHT: 22.0
WEIGHT: 55.0 LB

ARM OPTIONS



A6
\$130

6-way adjustable arm for height, pivots, and with *Ura-Soft* sliding arm pads



A8B/S
\$85

2-Way Adjustable Arm Height Adjustable
A8B Black or A8S Silver



A10
\$85

Black Soft Touch Cantilever style C-Shaped Arm



A7
\$150

8-way adjustable arm for height, width, pivots, and with *Ura-Soft* sliding arm pads



A9B/S
\$105

4-Way Adjustable Arm Height Adjustable and 4" Interior Width Adjustment
A9B Black or A9S Silver

CASTER OPTIONS



C4
STD

Standard 60mm Hoodless Casters



C1S
\$30

50mm Hooded Hard Floor Casters



C2S
\$35

50mm Hooded Self-Locking Hard Floor Casters

ADDITIONAL OPTIONS



BA2P
\$90

27" Polished Aluminum Base



BA2B
\$90

27" Black Powder Coated Aluminum Base



BA2S
\$90

27" Silver Powder Coated Aluminum Base



SS
\$60

Seat Slider 2.5" Side Paddle Activated factory installed

strata all mesh



GSA SIN # 711-18

strata all mesh

let strata float into your office

- Task, task stool, executive and conference seating
- Aluminum base standard
- Warranted up to 250 lbs with GT and stool
- Warranted up to 300 lbs with Y2 except for stool



NEW

SILVER COLORED ACCENTS AND BASE

AVAILABLE JULY 2015

MODEL	CONTROL	DESCRIPTION	ARM	FABRIC																																																																																																																																																			
1570	Y2	<p>MID-BACK HEAVY DUTY SYNCHRO TILT CONTROL</p> <p>Use for a variety of general office seating, including private office and conference room seating.</p>	<p>ARMLESS</p> <p>A6</p> <p>A7</p> <p>A8B / A8S</p> <p>A9B / A9S</p> <p>A10</p>	<table border="1"> <thead> <tr> <th>M</th> <th></th> <th></th> <th></th> <th></th> <th></th> <th></th> <th></th> <th></th> <th></th> <th></th> <th></th> <th></th> <th></th> <th></th> <th></th> <th></th> <th></th> <th></th> <th></th> <th></th> </tr> </thead> <tbody> <tr><td>665</td><td></td><td></td><td></td><td></td><td></td><td></td><td></td><td></td><td></td><td></td><td></td><td></td><td></td><td></td><td></td><td></td><td></td><td></td><td></td><td></td></tr> <tr><td>795</td><td></td><td></td><td></td><td></td><td></td><td></td><td></td><td></td><td></td><td></td><td></td><td></td><td></td><td></td><td></td><td></td><td></td><td></td><td></td><td></td></tr> <tr><td>815</td><td></td><td></td><td></td><td></td><td></td><td></td><td></td><td></td><td></td><td></td><td></td><td></td><td></td><td></td><td></td><td></td><td></td><td></td><td></td><td></td></tr> <tr><td>750</td><td></td><td></td><td></td><td></td><td></td><td></td><td></td><td></td><td></td><td></td><td></td><td></td><td></td><td></td><td></td><td></td><td></td><td></td><td></td><td></td></tr> <tr><td>770</td><td></td><td></td><td></td><td></td><td></td><td></td><td></td><td></td><td></td><td></td><td></td><td></td><td></td><td></td><td></td><td></td><td></td><td></td><td></td><td></td></tr> <tr><td>750</td><td></td><td></td><td></td><td></td><td></td><td></td><td></td><td></td><td></td><td></td><td></td><td></td><td></td><td></td><td></td><td></td><td></td><td></td><td></td><td></td></tr> </tbody> </table> <p>SEAT SLIDER (SS) - ADD \$60 - FACTORY INSTALLED</p>	M																					665																					795																					815																					750																					770																					750																				
M																																																																																																																																																							
665																																																																																																																																																							
795																																																																																																																																																							
815																																																																																																																																																							
750																																																																																																																																																							
770																																																																																																																																																							
750																																																																																																																																																							
1590	Y2	<p>HIGH-BACK W/ HEADREST HEAVY DUTY SYNCHRO TILT CONTROL</p> <p>Use for a variety of general office seating, including private office and conference room seating.</p>	<p>ARMLESS</p> <p>A6</p> <p>A7</p> <p>A8B / A8S</p> <p>A9B / A9S</p> <p>A10</p>	<table border="1"> <thead> <tr> <th>M</th> <th></th> <th></th> <th></th> <th></th> <th></th> <th></th> <th></th> <th></th> <th></th> <th></th> <th></th> <th></th> <th></th> <th></th> <th></th> <th></th> <th></th> <th></th> <th></th> <th></th> </tr> </thead> <tbody> <tr><td>720</td><td></td><td></td><td></td><td></td><td></td><td></td><td></td><td></td><td></td><td></td><td></td><td></td><td></td><td></td><td></td><td></td><td></td><td></td><td></td><td></td></tr> <tr><td>850</td><td></td><td></td><td></td><td></td><td></td><td></td><td></td><td></td><td></td><td></td><td></td><td></td><td></td><td></td><td></td><td></td><td></td><td></td><td></td><td></td></tr> <tr><td>870</td><td></td><td></td><td></td><td></td><td></td><td></td><td></td><td></td><td></td><td></td><td></td><td></td><td></td><td></td><td></td><td></td><td></td><td></td><td></td><td></td></tr> <tr><td>805</td><td></td><td></td><td></td><td></td><td></td><td></td><td></td><td></td><td></td><td></td><td></td><td></td><td></td><td></td><td></td><td></td><td></td><td></td><td></td><td></td></tr> <tr><td>825</td><td></td><td></td><td></td><td></td><td></td><td></td><td></td><td></td><td></td><td></td><td></td><td></td><td></td><td></td><td></td><td></td><td></td><td></td><td></td><td></td></tr> <tr><td>805</td><td></td><td></td><td></td><td></td><td></td><td></td><td></td><td></td><td></td><td></td><td></td><td></td><td></td><td></td><td></td><td></td><td></td><td></td><td></td><td></td></tr> </tbody> </table> <p>SEAT SLIDER (SS) - ADD \$60 - FACTORY INSTALLED</p>	M																					720																					850																					870																					805																					825																					805																				
M																																																																																																																																																							
720																																																																																																																																																							
850																																																																																																																																																							
870																																																																																																																																																							
805																																																																																																																																																							
825																																																																																																																																																							
805																																																																																																																																																							
1571	Y2	<p>10" TRAVEL HIGH STOOL HEAVY DUTY SYNCHRO TILT CONTROL</p> <p>Use for work surfaces up to 42 inches high.</p>	<p>ARMLESS</p> <p>A6</p> <p>A7</p> <p>A8B / A8S</p> <p>A9B / A9S</p> <p>A10</p>	<table border="1"> <thead> <tr> <th>M</th> <th></th> <th></th> <th></th> <th></th> <th></th> <th></th> <th></th> <th></th> <th></th> <th></th> <th></th> <th></th> <th></th> <th></th> <th></th> <th></th> <th></th> <th></th> <th></th> <th></th> </tr> </thead> <tbody> <tr><td>785</td><td></td><td></td><td></td><td></td><td></td><td></td><td></td><td></td><td></td><td></td><td></td><td></td><td></td><td></td><td></td><td></td><td></td><td></td><td></td><td></td></tr> <tr><td>915</td><td></td><td></td><td></td><td></td><td></td><td></td><td></td><td></td><td></td><td></td><td></td><td></td><td></td><td></td><td></td><td></td><td></td><td></td><td></td><td></td></tr> <tr><td>935</td><td></td><td></td><td></td><td></td><td></td><td></td><td></td><td></td><td></td><td></td><td></td><td></td><td></td><td></td><td></td><td></td><td></td><td></td><td></td><td></td></tr> <tr><td>870</td><td></td><td></td><td></td><td></td><td></td><td></td><td></td><td></td><td></td><td></td><td></td><td></td><td></td><td></td><td></td><td></td><td></td><td></td><td></td><td></td></tr> <tr><td>890</td><td></td><td></td><td></td><td></td><td></td><td></td><td></td><td></td><td></td><td></td><td></td><td></td><td></td><td></td><td></td><td></td><td></td><td></td><td></td><td></td></tr> <tr><td>870</td><td></td><td></td><td></td><td></td><td></td><td></td><td></td><td></td><td></td><td></td><td></td><td></td><td></td><td></td><td></td><td></td><td></td><td></td><td></td><td></td></tr> </tbody> </table> <p>SEAT SLIDER - NOT AVAILABLE</p>	M																					785																					915																					935																					870																					890																					870																				
M																																																																																																																																																							
785																																																																																																																																																							
915																																																																																																																																																							
935																																																																																																																																																							
870																																																																																																																																																							
890																																																																																																																																																							
870																																																																																																																																																							
1573	Y2	<p>8" TRAVEL LOW STOOL HEAVY DUTY SYNCHRO TILT CONTROL</p> <p>Use for work surfaces up to 36 inches high.</p>	<p>ARMLESS</p> <p>A6</p> <p>A7</p> <p>A8B / A8S</p> <p>A9B / A9S</p> <p>A10</p>	<table border="1"> <thead> <tr> <th>M</th> <th></th> <th></th> <th></th> <th></th> <th></th> <th></th> <th></th> <th></th> <th></th> <th></th> <th></th> <th></th> <th></th> <th></th> <th></th> <th></th> <th></th> <th></th> <th></th> <th></th> </tr> </thead> <tbody> <tr><td>785</td><td></td><td></td><td></td><td></td><td></td><td></td><td></td><td></td><td></td><td></td><td></td><td></td><td></td><td></td><td></td><td></td><td></td><td></td><td></td><td></td></tr> <tr><td>915</td><td></td><td></td><td></td><td></td><td></td><td></td><td></td><td></td><td></td><td></td><td></td><td></td><td></td><td></td><td></td><td></td><td></td><td></td><td></td><td></td></tr> <tr><td>935</td><td></td><td></td><td></td><td></td><td></td><td></td><td></td><td></td><td></td><td></td><td></td><td></td><td></td><td></td><td></td><td></td><td></td><td></td><td></td><td></td></tr> <tr><td>870</td><td></td><td></td><td></td><td></td><td></td><td></td><td></td><td></td><td></td><td></td><td></td><td></td><td></td><td></td><td></td><td></td><td></td><td></td><td></td><td></td></tr> <tr><td>890</td><td></td><td></td><td></td><td></td><td></td><td></td><td></td><td></td><td></td><td></td><td></td><td></td><td></td><td></td><td></td><td></td><td></td><td></td><td></td><td></td></tr> <tr><td>870</td><td></td><td></td><td></td><td></td><td></td><td></td><td></td><td></td><td></td><td></td><td></td><td></td><td></td><td></td><td></td><td></td><td></td><td></td><td></td><td></td></tr> </tbody> </table> <p>SEAT SLIDER - NOT AVAILABLE</p>	M																					785																					915																					935																					870																					890																					870																				
M																																																																																																																																																							
785																																																																																																																																																							
915																																																																																																																																																							
935																																																																																																																																																							
870																																																																																																																																																							
890																																																																																																																																																							
870																																																																																																																																																							

CREATING STRATA ALL MESH MODEL NUMBER

MODEL NUMBER CONTROL ARMS ACCENT COLOR BACK MESH COLOR GRADE CASTERS PACKAGING OPTIONS

1 5 - A - S F - M O 1 - C 4 - - - -

* FOR ARMLESS CODE USE A00

PACKAGING NOTES

CODE	DESCRIPTION	LIST UPCHARGE
AB	ASSEMBLED IN BAG FOR WILL CALL	\$0
PAC	PARTIALLY ASSEMBLED IN CARTON	\$0
BAC	BACK ASSEMBLED IN CARTON	\$40

FEATURES

- Pneumatic Seat Height Adjustment
- Side Tilt Tension Control
- Back and Seat Tilt in 2:1 ratio
- 4 Locking Positions
- Safety Tilt Release
- Height and Depth Adjustable Lumbar

DIMENSIONS

WIDTH: 26.5
DEPTH: 26.5
HEIGHT: 39.5-44.0
SEAT WIDTH: 19.0
SEAT DEPTH: 18.0
SEAT HEIGHT: 17.0-21.5
BACK WIDTH: 21.0
BACK HEIGHT: 22.0
WEIGHT: 50.0 LB

- Pneumatic Seat Height Adjustment
- Side Tilt Tension Control
- Back and Seat Tilt in 2:1 ratio
- 4 Locking Positions
- Safety Tilt Release
- Height and Depth Adjustable Lumbar
- 2 Way Adjustable Headrest

WIDTH: 26.5
DEPTH: 26.5
HEIGHT: 46.5-51.0
SEAT WIDTH: 19.0
SEAT DEPTH: 18.0
SEAT HEIGHT: 17.0-21.5
BACK WIDTH: 21.0
BACK HEIGHT: 29.0
WEIGHT: 51.0 LB

- Pneumatic Seat Height Adjustment
- Side Tilt Tension Control
- Back and Seat Tilt in 2:1 ratio
- 4 Locking Positions
- Safety Tilt Release
- Height and Depth Adjustable Lumbar
- Height Adj 20" Diameter Footring

WIDTH: 26.5
DEPTH: 26.5
HEIGHT: 49.0-59.0
SEAT WIDTH: 19.0
SEAT DEPTH: 18.0
SEAT HEIGHT: 27.0-37.0
BACK WIDTH: 21.0
BACK HEIGHT: 22.0
WEIGHT: 52.0 LB

- Pneumatic Seat Height Adjustment
- Side Tilt Tension Control
- Back and Seat Tilt in 2:1 ratio
- 4 Locking Positions
- Safety Tilt Release
- Height and Depth Adjustable Lumbar
- Height Adj 20" Diameter Footring

WIDTH: 26.5
DEPTH: 26.5
HEIGHT: 45.0-53.0
SEAT WIDTH: 19.0
SEAT DEPTH: 18.0
SEAT HEIGHT: 23.0-31.0
BACK WIDTH: 21.0
BACK HEIGHT: 22.0
WEIGHT: 49.5 LB

ARM OPTIONS



6-way adjustable arm for height, pivots, and with *Ura-Soft* sliding arm pads



2-Way Adjustable Arm Height Adjustable
A8B Black or A8S Silver



Black Soft Touch Cantilever style C-Shaped Arm



8-way adjustable arm for height, width, pivots, and with *Ura-Soft* sliding arm pads



4-Way Adjustable Arm Height Adjustable and 4" Interior Width Adjustment
A9B Black or A9S Silver

CASTER OPTIONS



Standard 60mm Hoodless Casters



50mm Hooded Hard Floor Casters



50mm Hooded Self-Locking Hard Floor Casters

ADDITIONAL OPTIONS



Seat Slider 2.5" Side Paddle Activated factory installed



Heavy Duty Multi-Shift Upgrade 350 lb



27" Polished Aluminum Base

strata all mesh



strata all mesh

let strata float into your office

GSA SIN # 711-18

- Multi-Purpose Guest seating
- Warranted up to 250 lbs with GT



NEW

SILVER COLORED ACCENTS

AVAILABLE JULY 2015

MODEL	CONTROL	DESCRIPTION	ARM	FABRIC
1570	GT	<p>GUEST</p> <p>Silver cantilever aluminum frame side chair.</p>	SWA	<p>M</p> <p>560</p>

SWA - STANDARD WITH ARMS

CREATING STRATA ALL MESH MODEL NUMBER

MODEL NUMBER CONTROL ARMS ACCENT COLOR BACK MESH COLOR GRADE PACKAGING
1 5 - **G T** - **S W A** - **S F** - **M 0 1** - - -

PACKAGING NOTES

CODE	DESCRIPTION	LIST UPCHARGE
AB	ASSEMBLED IN BAG FOR WILL CALL	\$0
PAC	PARTIALLY ASSEMBLED IN CARTON	\$0
BAC	BACK ASSEMBLED IN CARTON	\$40

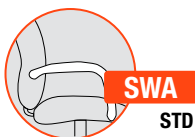
FEATURES

- Height and Depth Adjustable Lumbar
- Silver Chair Back Accents
- Black Four Leg Style Frame

DIMENSIONS

WIDTH: 24.0
DEPTH: 24.0
HEIGHT: 39.0
SEAT WIDTH: 19.0
SEAT DEPTH: 18.0
SEAT HEIGHT: 18.0
BACK WIDTH: 21.0
BACK HEIGHT: 22.0
WEIGHT: 28.0 LB

ARM OPTIONS



Standard with Arms

strata all mesh



strata all mesh

let strata float into your office

GSA SIN # 711-18

- Task, task stool, executive and conference seating
- Aluminum base standard
- Warranted up to 250 lbs with GT and stool
- Warranted up to 300 lbs with Y2 except for stool



NEW

BLACK COLORED ACCENTS AND BASE

AVAILABLE JULY 2015

MODEL	CONTROL	DESCRIPTION	ARM	FABRIC																																																																																																																																																			
1575	Y2	<p>MID-BACK HEAVY DUTY SYNCHRO TILT CONTROL</p> <p>Use for a variety of general office seating, including private office and conference room seating.</p>	<p>ARMLESS</p> <p>A6</p> <p>A7</p> <p>A8B / A8S</p> <p>A9B / A9S</p> <p>A10</p>	<table border="1"> <thead> <tr> <th>M</th> <th></th> <th></th> <th></th> <th></th> <th></th> <th></th> <th></th> <th></th> <th></th> <th></th> <th></th> <th></th> <th></th> <th></th> <th></th> <th></th> <th></th> <th></th> <th></th> <th></th> </tr> </thead> <tbody> <tr><td>665</td><td></td><td></td><td></td><td></td><td></td><td></td><td></td><td></td><td></td><td></td><td></td><td></td><td></td><td></td><td></td><td></td><td></td><td></td><td></td><td></td></tr> <tr><td>795</td><td></td><td></td><td></td><td></td><td></td><td></td><td></td><td></td><td></td><td></td><td></td><td></td><td></td><td></td><td></td><td></td><td></td><td></td><td></td><td></td></tr> <tr><td>815</td><td></td><td></td><td></td><td></td><td></td><td></td><td></td><td></td><td></td><td></td><td></td><td></td><td></td><td></td><td></td><td></td><td></td><td></td><td></td><td></td></tr> <tr><td>750</td><td></td><td></td><td></td><td></td><td></td><td></td><td></td><td></td><td></td><td></td><td></td><td></td><td></td><td></td><td></td><td></td><td></td><td></td><td></td><td></td></tr> <tr><td>770</td><td></td><td></td><td></td><td></td><td></td><td></td><td></td><td></td><td></td><td></td><td></td><td></td><td></td><td></td><td></td><td></td><td></td><td></td><td></td><td></td></tr> <tr><td>750</td><td></td><td></td><td></td><td></td><td></td><td></td><td></td><td></td><td></td><td></td><td></td><td></td><td></td><td></td><td></td><td></td><td></td><td></td><td></td><td></td></tr> </tbody> </table> <p>SEAT SLIDER (SS) - ADD \$60 - FACTORY INSTALLED</p>	M																					665																					795																					815																					750																					770																					750																				
M																																																																																																																																																							
665																																																																																																																																																							
795																																																																																																																																																							
815																																																																																																																																																							
750																																																																																																																																																							
770																																																																																																																																																							
750																																																																																																																																																							
1595	Y2	<p>HIGH-BACK W/ HEADREST HEAVY DUTY SYNCHRO TILT CONTROL</p> <p>Use for a variety of general office seating, including private office and conference room seating.</p>	<p>ARMLESS</p> <p>A6</p> <p>A7</p> <p>A8B / A8S</p> <p>A9B / A9S</p> <p>A10</p>	<table border="1"> <thead> <tr> <th>M</th> <th></th> <th></th> <th></th> <th></th> <th></th> <th></th> <th></th> <th></th> <th></th> <th></th> <th></th> <th></th> <th></th> <th></th> <th></th> <th></th> <th></th> <th></th> <th></th> <th></th> </tr> </thead> <tbody> <tr><td>720</td><td></td><td></td><td></td><td></td><td></td><td></td><td></td><td></td><td></td><td></td><td></td><td></td><td></td><td></td><td></td><td></td><td></td><td></td><td></td><td></td></tr> <tr><td>850</td><td></td><td></td><td></td><td></td><td></td><td></td><td></td><td></td><td></td><td></td><td></td><td></td><td></td><td></td><td></td><td></td><td></td><td></td><td></td><td></td></tr> <tr><td>870</td><td></td><td></td><td></td><td></td><td></td><td></td><td></td><td></td><td></td><td></td><td></td><td></td><td></td><td></td><td></td><td></td><td></td><td></td><td></td><td></td></tr> <tr><td>805</td><td></td><td></td><td></td><td></td><td></td><td></td><td></td><td></td><td></td><td></td><td></td><td></td><td></td><td></td><td></td><td></td><td></td><td></td><td></td><td></td></tr> <tr><td>825</td><td></td><td></td><td></td><td></td><td></td><td></td><td></td><td></td><td></td><td></td><td></td><td></td><td></td><td></td><td></td><td></td><td></td><td></td><td></td><td></td></tr> <tr><td>805</td><td></td><td></td><td></td><td></td><td></td><td></td><td></td><td></td><td></td><td></td><td></td><td></td><td></td><td></td><td></td><td></td><td></td><td></td><td></td><td></td></tr> </tbody> </table> <p>SEAT SLIDER (SS) - ADD \$60 - FACTORY INSTALLED</p>	M																					720																					850																					870																					805																					825																					805																				
M																																																																																																																																																							
720																																																																																																																																																							
850																																																																																																																																																							
870																																																																																																																																																							
805																																																																																																																																																							
825																																																																																																																																																							
805																																																																																																																																																							
1576	Y2	<p>10" TRAVEL HIGH STOOL HEAVY DUTY SYNCHRO TILT CONTROL</p> <p>Use for work surfaces up to 42 inches high.</p>	<p>ARMLESS</p> <p>A6</p> <p>A7</p> <p>A8B / A8S</p> <p>A9B / A9S</p> <p>A10</p>	<table border="1"> <thead> <tr> <th>M</th> <th></th> <th></th> <th></th> <th></th> <th></th> <th></th> <th></th> <th></th> <th></th> <th></th> <th></th> <th></th> <th></th> <th></th> <th></th> <th></th> <th></th> <th></th> <th></th> <th></th> </tr> </thead> <tbody> <tr><td>785</td><td></td><td></td><td></td><td></td><td></td><td></td><td></td><td></td><td></td><td></td><td></td><td></td><td></td><td></td><td></td><td></td><td></td><td></td><td></td><td></td></tr> <tr><td>915</td><td></td><td></td><td></td><td></td><td></td><td></td><td></td><td></td><td></td><td></td><td></td><td></td><td></td><td></td><td></td><td></td><td></td><td></td><td></td><td></td></tr> <tr><td>935</td><td></td><td></td><td></td><td></td><td></td><td></td><td></td><td></td><td></td><td></td><td></td><td></td><td></td><td></td><td></td><td></td><td></td><td></td><td></td><td></td></tr> <tr><td>870</td><td></td><td></td><td></td><td></td><td></td><td></td><td></td><td></td><td></td><td></td><td></td><td></td><td></td><td></td><td></td><td></td><td></td><td></td><td></td><td></td></tr> <tr><td>890</td><td></td><td></td><td></td><td></td><td></td><td></td><td></td><td></td><td></td><td></td><td></td><td></td><td></td><td></td><td></td><td></td><td></td><td></td><td></td><td></td></tr> <tr><td>870</td><td></td><td></td><td></td><td></td><td></td><td></td><td></td><td></td><td></td><td></td><td></td><td></td><td></td><td></td><td></td><td></td><td></td><td></td><td></td><td></td></tr> </tbody> </table> <p>SEAT SLIDER - NOT AVAILABLE</p>	M																					785																					915																					935																					870																					890																					870																				
M																																																																																																																																																							
785																																																																																																																																																							
915																																																																																																																																																							
935																																																																																																																																																							
870																																																																																																																																																							
890																																																																																																																																																							
870																																																																																																																																																							
1578	Y2	<p>8" TRAVEL LOW STOOL HEAVY DUTY SYNCHRO TILT CONTROL</p> <p>Use for work surfaces up to 36 inches high.</p>	<p>ARMLESS</p> <p>A6</p> <p>A7</p> <p>A8B / A8S</p> <p>A9B / A9S</p> <p>A10</p>	<table border="1"> <thead> <tr> <th>M</th> <th></th> <th></th> <th></th> <th></th> <th></th> <th></th> <th></th> <th></th> <th></th> <th></th> <th></th> <th></th> <th></th> <th></th> <th></th> <th></th> <th></th> <th></th> <th></th> <th></th> </tr> </thead> <tbody> <tr><td>785</td><td></td><td></td><td></td><td></td><td></td><td></td><td></td><td></td><td></td><td></td><td></td><td></td><td></td><td></td><td></td><td></td><td></td><td></td><td></td><td></td></tr> <tr><td>915</td><td></td><td></td><td></td><td></td><td></td><td></td><td></td><td></td><td></td><td></td><td></td><td></td><td></td><td></td><td></td><td></td><td></td><td></td><td></td><td></td></tr> <tr><td>935</td><td></td><td></td><td></td><td></td><td></td><td></td><td></td><td></td><td></td><td></td><td></td><td></td><td></td><td></td><td></td><td></td><td></td><td></td><td></td><td></td></tr> <tr><td>870</td><td></td><td></td><td></td><td></td><td></td><td></td><td></td><td></td><td></td><td></td><td></td><td></td><td></td><td></td><td></td><td></td><td></td><td></td><td></td><td></td></tr> <tr><td>890</td><td></td><td></td><td></td><td></td><td></td><td></td><td></td><td></td><td></td><td></td><td></td><td></td><td></td><td></td><td></td><td></td><td></td><td></td><td></td><td></td></tr> <tr><td>870</td><td></td><td></td><td></td><td></td><td></td><td></td><td></td><td></td><td></td><td></td><td></td><td></td><td></td><td></td><td></td><td></td><td></td><td></td><td></td><td></td></tr> </tbody> </table> <p>SEAT SLIDER - NOT AVAILABLE</p>	M																					785																					915																					935																					870																					890																					870																				
M																																																																																																																																																							
785																																																																																																																																																							
915																																																																																																																																																							
935																																																																																																																																																							
870																																																																																																																																																							
890																																																																																																																																																							
870																																																																																																																																																							

CREATING STRATA ALL MESH MODEL NUMBER

MODEL NUMBER CONTROL ARMS ACCENT COLOR BACK MESH COLOR GRADE CASTERS PACKAGING OPTIONS

1 5 - A - B F - M O 1 - C 4 -

* FOR ARMLESS CODE USE A00

PACKAGING NOTES

CODE	DESCRIPTION	LIST UPCHARGE
AB	ASSEMBLED IN BAG FOR WILL CALL	\$0
PAC	PARTIALLY ASSEMBLED IN CARTON	\$0
BAC	BACK ASSEMBLED IN CARTON	\$40

FEATURES

- Pneumatic Seat Height Adjustment
- Side Tilt Tension Control
- Back and Seat Tilt in 2:1 ratio
- 4 Locking Positions
- Safety Tilt Release
- Height and Depth Adjustable Lumbar

DIMENSIONS

WIDTH: 26.5
DEPTH: 26.5
HEIGHT: 39.5-44.0
SEAT WIDTH: 19.0
SEAT DEPTH: 18.0
SEAT HEIGHT: 17.0-21.5
BACK WIDTH: 21.0
BACK HEIGHT: 22.0
WEIGHT: 50.0 LB

- Pneumatic Seat Height Adjustment
- Side Tilt Tension Control
- Back and Seat Tilt in 2:1 ratio
- 4 Locking Positions
- Safety Tilt Release
- Height and Depth Adjustable Lumbar
- 2 Way Adjustable Headrest

WIDTH: 26.5
DEPTH: 26.5
HEIGHT: 46.5-51.0
SEAT WIDTH: 19.0
SEAT DEPTH: 18.0
SEAT HEIGHT: 17.0-21.5
BACK WIDTH: 21.0
BACK HEIGHT: 29.0
WEIGHT: 51.0 LB

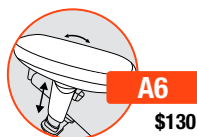
- Pneumatic Seat Height Adjustment
- Side Tilt Tension Control
- Back and Seat Tilt in 2:1 ratio
- 4 Locking Positions
- Safety Tilt Release
- Height and Depth Adjustable Lumbar
- Height Adj 20" Diameter Footring

WIDTH: 26.5
DEPTH: 26.5
HEIGHT: 49.0-59.0
SEAT WIDTH: 19.0
SEAT DEPTH: 18.0
SEAT HEIGHT: 27.0-37.0
BACK WIDTH: 21.0
BACK HEIGHT: 22.0
WEIGHT: 52.0 LB

- Pneumatic Seat Height Adjustment
- Side Tilt Tension Control
- Back and Seat Tilt in 2:1 ratio
- 4 Locking Positions
- Safety Tilt Release
- Height and Depth Adjustable Lumbar
- Height Adj 20" Diameter Footring

WIDTH: 26.5
DEPTH: 26.5
HEIGHT: 45.0-53.0
SEAT WIDTH: 19.0
SEAT DEPTH: 18.0
SEAT HEIGHT: 23.0-31.0
BACK WIDTH: 21.0
BACK HEIGHT: 22.0
WEIGHT: 49.5 LB

ARM OPTIONS



A6
\$130

6-way adjustable arm for height, pivots, and with Ura-Soft sliding arm pads



A8B/S
\$85

2-Way Adjustable Arm Height Adjustable A8B Black or A8S Silver



A10
\$85

Black Soft Touch Cantilever style C-Shaped Arm



A7
\$150

8-way adjustable arm for height, width, pivots, and with Ura-Soft sliding arm pads



A9B/S
\$105

4-Way Adjustable Arm Height Adjustable and 4" Interior Width Adjustment A9B Black or A9S Silver

CASTER OPTIONS



C4
STD

Standard 60mm Hoodless Casters



C1S
\$30

50mm Hooded Hard Floor Casters



C2S
\$35

50mm Hooded Self-Locking Hard Floor Casters

ADDITIONAL OPTIONS



SS
\$60

Seat Slider 2.5" Side Paddle Activated factory installed



HD
\$50

Heavy Duty Multi-Shift Upgrade 350 lb



BA2P
\$90

27" Polished Aluminum Base

strata all mesh



GSA SIN # 711-18 pending

theory

the facts support theory as the smart choice

- Task and conference seating
- Choice of 11 back mesh colors
- Warranted up to 250 lbs on Y1, Y3, and GT
- Warranted up to 300 lbs on Y2
- Black nylon base



NEW

MESH BACK UPHOLSTERED SEAT

AVAILABLE SEPTEMBER 2015

MODEL	CONTROL	DESCRIPTION	MESH	ARM	FABRIC/LEATHER										
					T01	A/COM	B	C	D	E	F	G	L3/COL	L4	L5
2160	Y1	MID-BACK SIMPLE SYNCHRO TILT CONTROL Use for a variety of general office seating, including private office and conference room seating.	M1	ARMLESS	575	600	630	650	680	715	755	795	700	735	795
			M1	A36	680	705	735	755	785	820	860	900	805	840	900
			M1	A37	700	725	755	775	805	840	880	920	825	860	920
			M3	ARMLESS	600	625	655	675	705	740	780	820	725	760	820
			M3	A36	705	730	760	780	810	845	885	925	830	865	925
			M3	A37	725	750	780	800	830	865	905	945	850	885	945

SEAT SLIDER (SS) - ADD \$60

MODEL	CONTROL	DESCRIPTION	MESH	ARM	FABRIC/LEATHER										
					T01	A/COM	B	C	D	E	F	G	L3/COL	L4	L5
2160	Y2	MID-BACK HEAVY DUTY SYNCHRO TILT CONTROL Use for a variety of general office seating, including private office and conference room seating.	M1	ARMLESS	695	720	750	770	800	835	875	915	820	855	915
			M1	A36	800	825	855	875	905	940	980	1020	925	960	1020
			M1	A37	820	845	875	895	925	960	1000	1040	945	980	1040
			M3	ARMLESS	720	745	775	795	825	860	900	940	845	880	940
			M3	A36	825	850	880	900	930	965	1005	1045	950	985	1045
			M3	A37	845	870	900	920	950	985	1025	1065	970	1005	1065

SEAT SLIDER (SS) - ADD \$60

MODEL	CONTROL	DESCRIPTION	MESH	ARM	FABRIC/LEATHER										
					T01	A/COM	B	C	D	E	F	G	L3/COL	L4	L5
2160	Y3	MID-BACK FULL SYNCHRO TILT CONTROL Use for a variety of general office seating, including private office and conference room seating.	M1	ARMLESS	645	670	700	720	750	785	825	865	770	805	865
			M1	A36	750	775	805	825	855	890	930	970	875	910	970
			M1	A37	770	795	825	845	875	910	950	990	895	930	990
			M3	ARMLESS	670	695	725	745	775	810	850	890	795	830	890
			M3	A36	775	800	830	850	880	915	955	995	900	935	995
			M3	A37	795	820	850	870	900	935	975	1015	920	955	1015

SEAT SLIDER (SS) - ADD \$60

MODEL	CONTROL	DESCRIPTION	MESH	ARM	FABRIC/LEATHER										
					T01	A/COM	B	C	D	E	F	G	L3/COL	L4	L5
2160	GT	GUEST MESH BACK - UPHOLSTERED SEAT Black cantilever frame	M1	SWA	450	475	505	525	555	590	630	670	575	610	670
			M3	SWA	475	500	530	550	580	615	655	695	600	635	695

SWA - STANDARD WITH ARMS

CREATING THEORY MODEL NUMBER

MODEL NUMBER CONTROL ARMS BACK MESH COLOR GRADE CASTERS PACKAGING OPTIONS

2 1 - Y - A - M - C 6 - - - - -

* FOR ARMLESS CODE USE A00

PACKAGING NOTES

CODE	DESCRIPTION	LIST UPCHARGE
AB	ASSEMBLED IN BAG FOR WILL CALL	\$0
PAC	PARTIALLY ASSEMBLED IN CARTON	\$0
BAC	BACK ASSEMBLED IN CARTON	\$40

FEATURES

- Pneumatic Seat Height Adjustment
- Tilt Tension Control
- Back and Seat Tilt in 3:1 Ratio
- Upright Position Tilt Lock
- Height and Depth Adjustable Lumbar

DIMENSIONS

WIDTH: 26.5
DEPTH: 25.0
HEIGHT: 40.0-47.0
SEAT WIDTH: 21.0
SEAT DEPTH: 18.0
SEAT HEIGHT: 16.5-21.0
BACK WIDTH: 20.0
BACK HEIGHT: 23.0-25.0
COM: 0.8 YD
COL: 11.0 SQ FT
WEIGHT: 42.0 LB

- Pneumatic Seat Height Adjustment
- Side Tilt Tension Control
- Back and Seat Tilt in 2:1 ratio
- 4 Locking Positions
- Safety Tilt Release
- Height and Depth Adjustable Lumbar

WIDTH: 26.5
DEPTH: 25.0
HEIGHT: 38.5-45.5
SEAT WIDTH: 21.0
SEAT DEPTH: 18.5
SEAT HEIGHT: 17.0-22.0
BACK WIDTH: 20.0
BACK HEIGHT: 21.5-23.5
COM: 0.8 YD
COL: 11.0 SQ FT
WEIGHT: 45.5 LB

- Pneumatic Seat Height Adjustment
- Tilt Tension Control
- Back and Seat Tilt in 2:1 ratio
- 3 Locking Positions
- Safety Tilt Release
- Optional Height Adjustable Lumbar

WIDTH: 26.5
DEPTH: 24.5
HEIGHT: 40.0-47.0
SEAT WIDTH: 21.0
SEAT DEPTH: 18.0
SEAT HEIGHT: 17.5-22.0
BACK WIDTH: 20.0
BACK HEIGHT: 22.0-25.0
COM: 0.8 YD
COL: 11.0 SQ FT
WEIGHT: 43.5 LB

- Black cantilever frame

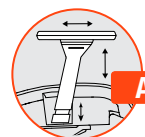
WIDTH: 24.5
DEPTH: 24.5
HEIGHT: 40.5
SEAT WIDTH: 21.0
SEAT DEPTH: 18.0
SEAT HEIGHT: 21.5
BACK WIDTH: 20
BACK HEIGHT: 22
COM: 0.8 YD
COL: 11.0 SQ FT
WEIGHT: 38.0 LB

ARM OPTIONS



A36
\$105

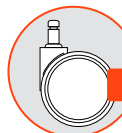
4-Way Adjustable Arm for height and pivoting arm pad



A37
\$125

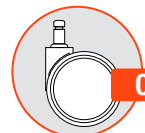
6-Way Adjustable Arm for height, width, and pivots arm pad

CASTER OPTIONS



C6
STD

Standard 65mm Hoodless Casters



C6S
\$35

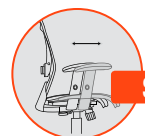
65mm Hoodless Hard Floor Casters

ADDITIONAL OPTIONS



**BA10B
BA10P
BA10S**
\$100

26" High Profile Black Powder Coated, Polished, or Silver Aluminum Base



SS
\$60

Seat Slider 2.5" Side Paddle Activated

MESH COLORS

BLACK M11	GRAY M12	SILVER M13	
GRAPHITE M31	SLATE M32	SNOW M33	SAGE M34
CARDINAL M35	ROYAL M36	TANGERINE M37	PLUM M38



theory

the facts support theory as the smart choice

GSA SIN # 711-18 pending

- Task and conference seating
- Choice of 11 back mesh colors
- Warranted up to 250 lbs on Y1, Y3, and GT
- Warranted up to 300 lbs on Y2
- Black nylon base



NEW

MESH BACK UPHOLSTERED SEAT

AVAILABLE SEPTEMBER 2015

MODEL	CONTROL	DESCRIPTION	MESH	ARM	FABRIC/LEATHER										
					T01	A/COM	B	C	D	E	F	G	L3/COL	L4	L5
2180	Y1	HIGH-BACK SIMPLE SYNCHRO TILT CONTROL Use for a variety of general office seating, including private office and conference room seating.	M1	ARMLESS	660	685	715	735	765	800	840	880	785	820	880
			M1	A36	765	790	820	840	870	905	945	985	890	925	985
			M1	A37	785	810	840	860	890	925	965	1005	910	945	1005
			M3	ARMLESS	685	710	740	760	790	825	865	905	810	845	905
			M3	A36	790	815	845	865	895	930	970	1010	915	950	1010
			M3	A37	810	835	865	885	915	950	990	1030	935	970	1030

SEAT SLIDER (SS) - ADD \$60

MODEL	CONTROL	DESCRIPTION	MESH	ARM	FABRIC/LEATHER										
					T01	A/COM	B	C	D	E	F	G	L3/COL	L4	L5
2180	Y2	HIGH-BACK HEAVY DUTY SYNCHRO TILT CONTROL Use for a variety of general office seating, including private office and conference room seating.	M1	ARMLESS	780	805	835	855	885	920	960	1000	905	940	1000
			M1	A36	885	910	940	960	990	1025	1065	1105	1010	1045	1105
			M1	A37	905	930	960	980	1010	1045	1085	1125	1030	1065	1125
			M3	ARMLESS	805	830	860	880	910	945	985	1025	930	965	1025
			M3	A36	910	935	965	985	1015	1050	1090	1130	1035	1070	1130
			M3	A37	930	955	985	1005	1035	1070	1110	1150	1055	1090	1150

SEAT SLIDER (SS) - ADD \$60

MODEL	CONTROL	DESCRIPTION	MESH	ARM	FABRIC/LEATHER										
					T01	A/COM	B	C	D	E	F	G	L3/COL	L4	L5
2180	Y3	MID-BACK FULL SYNCHRO TILT CONTROL Use for a variety of general office seating, including private office and conference room seating.	M1	ARMLESS	730	755	785	805	835	870	910	950	855	890	950
			M1	A36	835	860	890	910	940	975	1015	1055	960	995	1055
			M1	A37	855	880	910	930	960	995	1035	1075	980	1015	1075
			M3	ARMLESS	755	780	810	830	860	895	935	975	880	915	975
			M3	A36	860	885	915	935	965	1000	1040	1080	985	1020	1080
			M3	A37	880	905	935	955	985	1020	1060	1100	1005	1040	1100

SEAT SLIDER (SS) - ADD \$60

CREATING THEORY MODEL NUMBER

MODEL NUMBER CONTROL ARMS BACK MESH COLOR GRADE CASTERS PACKAGING OPTIONS

2 1 - Y - A - M - C 6 - - - -

* FOR ARMLESS CODE USE A00

PACKAGING NOTES

CODE	DESCRIPTION	LIST UPCHARGE
AB	ASSEMBLED IN BAG FOR WILL CALL	\$0
PAC	PARTIALLY ASSEMBLED IN CARTON	\$0
BAC	BACK ASSEMBLED IN CARTON	\$40

FEATURES

- Pneumatic Seat Height Adjustment
- Tilt Tension Control
- Back and Seat Tilt in 3:1 Ratio
- Upright Position Tilt Lock
- Height and Depth Adjustable Lumbar

DIMENSIONS

WIDTH: 26.5
DEPTH: 25.0
HEIGHT: 40.0-47.0
SEAT WIDTH: 21.0
SEAT DEPTH: 18.0
SEAT HEIGHT: 16.5-21.0
BACK WIDTH: 20.0
BACK HEIGHT: 23.0-25.0
COM: 0.8 YD
COL: 11.0 SQ FT
WEIGHT: 42.0 LB

- Pneumatic Seat Height Adjustment
- Side Tilt Tension Control
- Back and Seat Tilt in 2:1 ratio
- 4 Locking Positions
- Safety Tilt Release
- Height and Depth Adjustable Lumbar

WIDTH: 26.5
DEPTH: 25.0
HEIGHT: 45.5-54.0
SEAT WIDTH: 21.0
SEAT DEPTH: 18.5
SEAT HEIGHT: 17.0-22.0
BACK WIDTH: 20.0
BACK HEIGHT: 28.5-30.5
COM: 0.8 YD
COL: 11.0 SQ FT
WEIGHT: 45.5 LB

- Pneumatic Seat Height Adjustment
- Tilt Tension Control
- Back and Seat Tilt in 2:1 ratio
- 3 Locking Positions
- Safety Tilt Release
- Optional Height Adjustable Lumbar

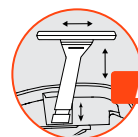
WIDTH: 26.5
DEPTH: 24.5
HEIGHT: 40.0-47.0
SEAT WIDTH: 21.0
SEAT DEPTH: 18.0
SEAT HEIGHT: 17.5-22.0
BACK WIDTH: 20.0
BACK HEIGHT: 22.0-25.0
COM: 0.8 YD
COL: 11.0 SQ FT
WEIGHT: 43.5 LB

ARM OPTIONS



A36
\$105

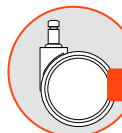
4-Way Adjustable Arm for height and pivoting arm pad



A37
\$125

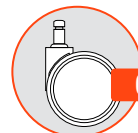
6-Way Adjustable Arm for height, width, and pivots arm pad

CASTER OPTIONS



C6
STD

Standard 65mm Hoodless Casters



C6S
\$35

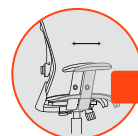
65mm Hoodless Hard Floor Casters

ADDITIONAL OPTIONS



**BA10B
BA10P
BA10S**
\$100

26" High Profile Black Powder Coated, Polished, or Silver Aluminum Base



SS
\$60

Seat Slider 2.5" Side Paddle Activated

MESH COLORS

BLACK M11	GRAY M12	SILVER M13	
GRAPHITE M31	SLATE M32	SNOW M33	SAGE M34
CARDINAL M35	ROYAL M36	TANGERINE M37	PLUM M38



theory

the facts support theory as the smart choice

GSA SIN # 711-18 pending

- Task and conference seating
- Choice of 11 back mesh colors
- Warranted up to 250 lbs on Y1, Y3, and GT
- Warranted up to 300 lbs on Y2
- Black nylon base



NEW

MESH BACK MESH SEAT

AVAILABLE SEPTEMBER 2015

MODEL	CONTROL	DESCRIPTION	MESH	ARM	FABRIC/LEATHER
2170	Y1	<p>MID-BACK SIMPLE SYNCHRO TILT CONTROL</p> <p>Use for a variety of general office seating, including private office and conference room seating.</p>	<p>M1</p> <p>M1</p> <p>M1</p> <p>M3</p> <p>M3</p> <p>M3</p>	<p>ARMLESS</p> <p>A36</p> <p>A37</p> <p>ARMLESS</p> <p>A36</p> <p>A37</p>	<p>M</p> <p>555</p> <p>660</p> <p>680</p> <p>590</p> <p>695</p> <p>715</p>
SEAT SLIDER (SS) - ADD \$60 - FACTORY INSTALLED					
2170	Y2	<p>MID-BACK HEAVY DUTY SYNCHRO TILT CONTROL</p> <p>Use for a variety of general office seating, including private office and conference room seating.</p>	<p>M1</p> <p>M1</p> <p>M1</p> <p>M3</p> <p>M3</p> <p>M3</p>	<p>ARMLESS</p> <p>A36</p> <p>A37</p> <p>ARMLESS</p> <p>A36</p> <p>A37</p>	<p>M</p> <p>675</p> <p>780</p> <p>800</p> <p>710</p> <p>815</p> <p>835</p>
SEAT SLIDER (SS) - ADD \$60 - FACTORY INSTALLED					
2170	Y3	<p>MID-BACK FULL SYNCHRO TILT CONTROL</p> <p>Use for a variety of general office seating, including private office and conference room seating.</p>	<p>M1</p> <p>M1</p> <p>M1</p> <p>M3</p> <p>M3</p> <p>M3</p>	<p>ARMLESS</p> <p>A36</p> <p>A37</p> <p>ARMLESS</p> <p>A36</p> <p>A37</p>	<p>M</p> <p>625</p> <p>730</p> <p>750</p> <p>660</p> <p>765</p> <p>785</p>
SEAT SLIDER (SS) - ADD \$60 - FACTORY INSTALLED					

CREATING THEORY MODEL NUMBER

MODEL NUMBER CONTROL ARMS BACK MESH COLOR CASTERS PACKAGING OPTIONS

2 1 - Y - A - M - C 6 - - - -

* FOR ARMLESS CODE USE A00

PACKAGING NOTES

CODE	DESCRIPTION	LIST UPCHARGE
AB	ASSEMBLED IN BAG FOR WILL CALL	\$0
PAC	PARTIALLY ASSEMBLED IN CARTON	\$0
BAC	BACK ASSEMBLED IN CARTON	\$40

FEATURES

- Pneumatic Seat Height Adjustment
- Tilt Tension Control
- Back and Seat Tilt in 3:1 Ratio
- Upright Position Tilt Lock
- Height and Depth Adjustable Lumbar

DIMENSIONS

WIDTH: 26.5
DEPTH: 25.5
HEIGHT: 39.0-46.0
SEAT WIDTH: 20.0
SEAT DEPTH: 17.5
SEAT HEIGHT: 17.5-22.0
BACK WIDTH: 20.0
BACK HEIGHT: 23.0-26.0
COM: N/A
COL: N/A
WEIGHT: 40.5 LB

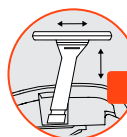
- Pneumatic Seat Height Adjustment
- Side Tilt Tension Control
- Back and Seat Tilt in 2:1 ratio
- 4 Locking Positions
- Safety Tilt Release
- Height and Depth Adjustable Lumbar

WIDTH: 26.5
DEPTH: 25.0
HEIGHT: 39.5-46.5
SEAT WIDTH: 20.0
SEAT DEPTH: 17.5
SEAT HEIGHT: 17.5-22.0
BACK WIDTH: 20.0
BACK HEIGHT: 23.0-25.5
COM: N/A
COL: N/A
WEIGHT: 45.0 LB

- Pneumatic Seat Height Adjustment
- Tilt Tension Control
- Back and Seat Tilt in 2:1 ratio
- 3 Locking Positions
- Safety Tilt Release
- Optional Height Adjustable Lumbar

WIDTH: 26.5
DEPTH: 26.0
HEIGHT: 38.0-45.0
SEAT WIDTH: 20.0
SEAT DEPTH: 17.5
SEAT HEIGHT: 17.0-21.5
BACK WIDTH: 20.0
BACK HEIGHT: 23.5-26.0
COM: N/A
COL: N/A
WEIGHT: 43.0 LB

ARM OPTIONS



A36
\$105

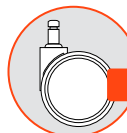
4-Way Adjustable Arm for height and pivoting arm pad



A37
\$125

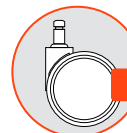
6-Way Adjustable Arm for height, width, and pivots arm pad

CASTER OPTIONS



C6
STD

Standard 65mm Hoodless Casters



C6S
\$35

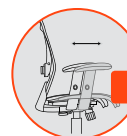
65mm Hoodless Hard Floor Casters

ADDITIONAL OPTIONS



BA10B
BA10P
BA10S
\$100

26" High Profile Black Powder Coated, Polished, or Silver Aluminum Base



SS
\$60

Seat Slider 2.5" Side Paddle Activated factory installed

MESH COLORS

BLACK M11	GRAY M12	SILVER M13	
GRAPHITE M31	SLATE M32	SNOW M33	SAGE M34
CARDINAL M35	ROYAL M36	TANGERINE M37	PLUM M38



theory

the facts support theory as the smart choice

GSA SIN # 711-18 pending

- Task and conference seating
- Choice of 11 back mesh colors
- Warranted up to 250 lbs on Y1, Y3, and GT
- Warranted up to 300 lbs on Y2
- Black nylon base



NEW

MESH BACK MESH SEAT

AVAILABLE SEPTEMBER 2015

MODEL	CONTROL	DESCRIPTION	MESH	ARM	FABRIC/LEATHER
2190	Y1	<p>HIGH-BACK SIMPLE SYNCHRO TILT CONTROL</p> <p>Use for a variety of general office seating, including private office and conference room seating.</p>	<p>M1</p> <p>M1</p> <p>M1</p> <p>M3</p> <p>M3</p> <p>M3</p>	<p>ARMLESS</p> <p>A36</p> <p>A37</p> <p>ARMLESS</p> <p>A36</p> <p>A37</p>	<p>M</p> <p>640</p> <p>745</p> <p>765</p> <p>675</p> <p>780</p> <p>800</p>
SEAT SLIDER (SS) - ADD \$60 - FACTORY INSTALLED					
2190	Y2	<p>HIGH-BACK HEAVY DUTY SYNCHRO TILT CONTROL</p> <p>Use for a variety of general office seating, including private office and conference room seating.</p>	<p>M1</p> <p>M1</p> <p>M1</p> <p>M3</p> <p>M3</p> <p>M3</p>	<p>ARMLESS</p> <p>A36</p> <p>A37</p> <p>ARMLESS</p> <p>A36</p> <p>A37</p>	<p>M</p> <p>760</p> <p>865</p> <p>885</p> <p>795</p> <p>900</p> <p>920</p>
SEAT SLIDER (SS) - ADD \$60 - FACTORY INSTALLED					
2190	Y3	<p>HIGH-BACK FULL SYNCHRO TILT CONTROL</p> <p>Use for a variety of general office seating, including private office and conference room seating.</p>	<p>M1</p> <p>M1</p> <p>M1</p> <p>M3</p> <p>M3</p> <p>M3</p>	<p>ARMLESS</p> <p>A36</p> <p>A37</p> <p>ARMLESS</p> <p>A36</p> <p>A37</p>	<p>M</p> <p>710</p> <p>815</p> <p>835</p> <p>745</p> <p>850</p> <p>870</p>
SEAT SLIDER (SS) - ADD \$60 - FACTORY INSTALLED					

CREATING THEORY MODEL NUMBER

MODEL NUMBER CONTROL ARMS BACK MESH COLOR CASTERS PACKAGING OPTIONS

2 1 - Y - A - M - C 6 - - - -

* FOR ARMLESS CODE USE A00

PACKAGING NOTES

CODE	DESCRIPTION	LIST UPCHARGE
AB	ASSEMBLED IN BAG FOR WILL CALL	\$0
PAC	PARTIALLY ASSEMBLED IN CARTON	\$0
BAC	BACK ASSEMBLED IN CARTON	\$40

FEATURES

- Pneumatic Seat Height Adjustment
- Tilt Tension Control
- Back and Seat Tilt in 3:1 Ratio
- Upright Position Tilt Lock
- Height and Depth Adjustable Lumbar

DIMENSIONS

WIDTH: 26.5
DEPTH: 25.5
HEIGHT: 44.5-55.0
SEAT WIDTH: 20.0
SEAT DEPTH: 17.5
SEAT HEIGHT: 17.5-21.0
BACK WIDTH: 20.0
BACK HEIGHT: 30.0-35.0
COM: N/A
COL: N/A
WEIGHT: 42.0 LB

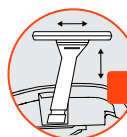
- Pneumatic Seat Height Adjustment
- Side Tilt Tension Control
- Back and Seat Tilt in 2:1 ratio
- 4 Locking Positions
- Safety Tilt Release
- Height and Depth Adjustable Lumbar

WIDTH: 26.5
DEPTH: 25.0
HEIGHT: 46.0-55.5
SEAT WIDTH: 20.0
SEAT DEPTH: 17.5
SEAT HEIGHT: 17.5-22.0
BACK WIDTH: 20.0
BACK HEIGHT: 30.0-34.5
COM: N/A
COL: N/A
WEIGHT: 46.0 LB

- Pneumatic Seat Height Adjustment
- Tilt Tension Control
- Back and Seat Tilt in 2:1 ratio
- 3 Locking Positions
- Safety Tilt Release
- Optional Height Adjustable Lumbar

WIDTH: 26.5
DEPTH: 26.0
HEIGHT: 45.0-54.0
SEAT WIDTH: 20.0
SEAT DEPTH: 17.5
SEAT HEIGHT: 17.0-21.5
BACK WIDTH: 20.0
BACK HEIGHT: 30.5-35.0
COM: N/A
COL: N/A
WEIGHT: 44.0 LB

ARM OPTIONS



A36
\$105

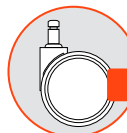
4-Way Adjustable Arm for height and pivoting arm pad



A37
\$125

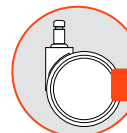
6-Way Adjustable Arm for height, width, and pivots arm pad

CASTER OPTIONS



C6
STD

Standard 65mm Hoodless Casters



C6S
\$35

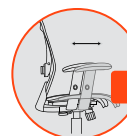
65mm Hoodless Hard Floor Casters

ADDITIONAL OPTIONS



BA10B
BA10P
BA10S
\$100

26" High Profile Black Powder Coated, Polished, or Silver Aluminum Base



SS
\$60

Seat Slider 2.5" Side Paddle Activated factory installed

MESH COLORS

BLACK M11	GRAY M12	SILVER M13	
GRAPHITE M31	SLATE M32	SNOW M33	SAGE M34
CARDINAL M35	ROYAL M36	TANGERINE M37	PLUM M38



vault

goes beyond the expected

GSA SIN # 711-18 pending

- Task, stool, management and conference seating
- Ratchet back height adjustment standard
- Choice of 8 back mesh colors
- Seat slider standard on all models
- Warranted up to 250 lbs on all models
- CAL TB 133 Fire Code approved



MESH BACK

MODEL	CONTROL	DESCRIPTION	ARM	FABRIC/LEATHER										
				T01	A/COM	B	C	D	E	F	G	L3/COL	L4	L5
1460	Y1	RATCHET BACK SIMPLE SYNCHRO TILT CONTROL Use for a variety of general office task seating, including private office and conference room seating.	ARMLESS	425	445	475	495	525	560	600	640	510	545	635
			A6	555	575	605	625	655	690	730	770	640	675	765
			A7	575	595	625	645	675	710	750	790	660	695	785
			A8B / A8S	510	530	560	580	610	645	685	725	595	630	720
			A9B / A9S	530	550	580	600	630	665	705	745	615	650	740
			A40	535	555	585	605	635	670	710	750	620	655	745
			A41	555	575	605	625	655	690	730	770	640	675	765
A10	510	530	560	580	610	645	685	725	595	630	720			
1460	Y3	RATCHET BACK FULL SYNCHRO TILT CONTROL Use for a variety of general office task seating, including private office and conference room seating.	ARMLESS	495	515	545	565	595	630	670	710	580	615	705
			A6	625	645	675	695	725	760	800	840	710	745	835
			A7	645	665	695	715	745	780	820	860	730	765	855
			A8B / A8S	580	600	630	650	680	715	755	795	665	700	790
			A9B / A9S	600	620	650	670	700	735	775	815	685	720	810
			A40	605	625	655	675	705	740	780	820	690	725	815
			A41	625	645	675	695	725	760	800	840	710	745	835
A10	580	600	630	650	680	715	755	795	665	700	790			
1460	K2	RATCHET BACK ENHANCED KNEE TILT CONTROL Ultimate seating comfort suited for the executive or manager. Allows for full range of movement with sharp, simple look.	ARMLESS	515	535	565	585	615	650	690	730	600	635	725
			A6	645	665	695	715	745	780	820	860	730	765	855
			A7	665	685	715	735	765	800	840	880	750	785	875
			A8B / A8S	600	620	650	670	700	735	775	815	685	720	810
			A9B / A9S	620	640	670	690	720	755	795	835	705	740	830
			A40	625	645	675	695	725	760	800	840	710	745	835
			A41	645	665	695	715	745	780	820	860	730	765	855
A10	600	620	650	670	700	735	775	815	685	720	810			

CREATING VAULT MODEL NUMBER

MODEL NUMBER CONTROL ARMS BACK MESH COLOR GRADE CASTERS PACKAGING OPTIONS

1 4 6 - - A - - M 2 - - C 6 - - - - -

* FOR ARMLESS CODE USE A00

PACKAGING NOTES

CODE	DESCRIPTION	LIST UPCHARGE
AB	ASSEMBLED IN BAG FOR WILL CALL	\$0
PAC	PARTIALLY ASSEMBLED IN CARTON	\$0
BAC	BACK ASSEMBLED IN CARTON	\$40

FEATURES

- Pneumatic Seat Height Adjustment
- Tilt Tension Control
- Back and Seat Tilt in 3:1 Ratio
- Upright Position Tilt Lock
- Seat Slider Standard
- Ratchet Back Height Lumbar Adjustment
- Molded Foam Seat

DIMENSIONS

WIDTH: 24.5-26.0
DEPTH: 25.0
HEIGHT: 39.5-46.5
SEAT WIDTH: 20.0
SEAT DEPTH: 16.0-18.5
SEAT HEIGHT: 17.5-22.0
BACK WIDTH: 18.5
BACK HEIGHT: 23.0-25.5
COM: 0.8 YD
COL: 11.0 SQ FT
WEIGHT: 39.0 LB

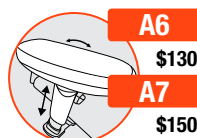
- Pneumatic Seat Height Adjustment
- Tilt Tension Control
- Back and Seat Tilt in 2:1 Ratio
- 3 Locking Positions
- Safety Tilt Release
- Seat Slider Standard
- Ratchet Back Height Lumbar Adjustment
- Molded Foam Seat

WIDTH: 24.5-26.0
DEPTH: 25.0
HEIGHT: 39.5-46.5
SEAT WIDTH: 20.0
SEAT DEPTH: 16.0-18.5
SEAT HEIGHT: 17.5-22.0
BACK WIDTH: 18.5
BACK HEIGHT: 23.0-25.5
COM: 0.8 YD
COL: 11.0 SQ FT
WEIGHT: 41.0 LB

- Pneumatic Seat Height Adjustment
- Side Activated Tilt Tension Control
- Seat and Back Tilt as a unit
- 3 Locking Positions
- Reduced Rise of Front of Seat
- Seat Slider Standard
- Ratchet Back Height Lumbar Adjustment
- Molded Foam Seat

WIDTH: 24.5-26.0
DEPTH: 25.0
HEIGHT: 39.5-46.5
SEAT WIDTH: 20.0
SEAT DEPTH: 16.0-18.5
SEAT HEIGHT: 17.5-22.0
BACK WIDTH: 18.5
BACK HEIGHT: 23.0-25.5
COM: 0.8 YD
COL: 11.0 SQ FT
WEIGHT: 41.0 LB

ARM OPTIONS



A6
\$130



A7
\$150



A8B/S
\$85



A9B/S
\$105



A40
\$110



A10
\$85

CASTER OPTIONS



C6
STD
\$35



C6S
\$35

ADDITIONAL OPTIONS



BA10B
BA10P
BA10S
\$100



EF1
\$30



MF1
\$50

MESH COLORS

BLACK M21	GRAY M22	WHITE M23	GREEN M24
RED M25	BLUE M26	ORANGE M27	AQUA M28



vault

goes beyond the expected

GSA SIN # 711-18 pending

- Task, stool, management and conference seating
- Ratchet back height adjustment standard
- Choice of 8 back mesh colors
- Seat slider standard on all models
- Warranted up to 250 lbs on all models
- CAL TB 133 Fire Code approved



NEW

MESH BACK

AVAILABLE AUGUST 2015

MODEL	CONTROL	DESCRIPTION	ARM	FABRIC/LEATHER										
				T01	A/COM	B	C	D	E	F	G	L3/COL	L4	L5
1480	Y1	RATCHET BACK WITH HEADREST SIMPLE SYNCHRO TILT CONTROL Use for a variety of general office task seating, including private office and conference room seating.	ARMLESS	500	520	550	570	600	635	675	715	585	620	710
			A6	630	650	680	700	730	765	805	845	715	750	840
			A7	650	670	700	720	750	785	825	865	735	770	860
			A8B / A8S	585	605	635	655	685	720	760	800	670	705	795
			A9B / A9S	605	625	655	675	705	740	780	820	690	725	815
			A40	610	630	660	680	710	745	785	825	695	730	820
			A41	630	650	680	700	730	765	805	845	715	750	840
A10	585	605	635	655	685	720	760	800	670	705	795			
1480	Y3	RATCHET BACK WITH HEADREST FULL SYNCHRO TILT CONTROL Use for a variety of general office task seating, including private office and conference room seating.	ARMLESS	570	590	620	640	670	705	745	785	655	690	780
			A6	700	720	750	770	800	835	875	915	785	820	910
			A7	720	740	770	790	820	855	895	935	805	840	930
			A8B / A8S	655	675	705	725	755	790	830	870	740	775	865
			A9B / A9S	675	695	725	745	775	810	850	890	760	795	885
			A40	680	700	730	750	780	815	855	895	765	800	890
			A41	700	720	750	770	800	835	875	915	785	820	910
A10	655	675	705	725	755	790	830	870	740	775	865			
1480	K2	RATCHET BACK WITH HEADREST ENHANCED KNEE TILT CONTROL Ultimate seating comfort suited for the executive or manager. Allows for full range of movement with sharp, simple look.	ARMLESS	590	610	640	660	690	725	765	805	675	710	800
			A6	720	740	770	790	820	855	895	935	805	840	930
			A7	740	760	790	810	840	875	915	955	825	860	950
			A8B / A8S	675	695	725	745	775	810	850	890	760	795	885
			A9B / A9S	695	715	745	765	795	830	870	910	780	815	905
			A40	700	720	750	770	800	835	875	915	785	820	910
			A41	720	740	770	790	820	855	895	935	805	840	930
A10	675	695	725	745	775	810	850	890	760	795	885			

CREATING VAULT MODEL NUMBER

MODEL NUMBER CONTROL ARMS BACK MESH COLOR GRADE CASTERS PACKAGING OPTIONS

1 4 8 - - A - - M 2 - - C 6 - - - - - - - - - -

* FOR ARMLESS CODE USE A00

PACKAGING NOTES

CODE	DESCRIPTION	LIST UPCHARGE
AB	ASSEMBLED IN BAG FOR WILL CALL	\$0
PAC	PARTIALLY ASSEMBLED IN CARTON	\$0
BAC	BACK ASSEMBLED IN CARTON	\$40

FEATURES

- Pneumatic Seat Height Adjustment
- Tilt Tension Control
- Back and Seat Tilt in 3:1 Ratio
- Upright Position Tilt Lock
- Seat Slider Standard
- Ratchet Back Height Lumbar Adjustment
- Molded Foam Seat

DIMENSIONS

WIDTH: 24.5-26.0
DEPTH: 25.0
HEIGHT: 39.5-46.5
SEAT WIDTH: 20.0
SEAT DEPTH: 16.0-18.5
SEAT HEIGHT: 17.5-22.0
BACK WIDTH: 18.5
BACK HEIGHT: 23.0-25.5
COM: 0.8 YD
COL: 11.0 SQ FT
WEIGHT: 39.0 LB

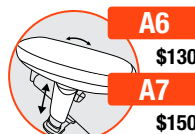
- Pneumatic Seat Height Adjustment
- Tilt Tension Control
- Back and Seat Tilt in 2:1 Ratio
- 3 Locking Positions
- Safety Tilt Release
- Seat Slider Standard
- Ratchet Back Height Lumbar Adjustment
- Molded Foam Seat

WIDTH: 24.5-26.0
DEPTH: 25.0
HEIGHT: 39.5-46.5
SEAT WIDTH: 20.0
SEAT DEPTH: 16.0-18.5
SEAT HEIGHT: 17.5-22.0
BACK WIDTH: 18.5
BACK HEIGHT: 23.0-25.5
COM: 0.8 YD
COL: 11.0 SQ FT
WEIGHT: 41.0 LB

- Pneumatic Seat Height Adjustment
- Side Activated Tilt Tension Control
- Seat and Back Tilt as a unit
- 3 Locking Positions
- Reduced Rise of Front of Seat
- Seat Slider Standard
- Ratchet Back Height Lumbar Adjustment
- Molded Foam Seat

WIDTH: 24.5-26.0
DEPTH: 25.0
HEIGHT: 39.5-46.5
SEAT WIDTH: 20.0
SEAT DEPTH: 16.0-18.5
SEAT HEIGHT: 17.5-22.0
BACK WIDTH: 18.5
BACK HEIGHT: 23.0-25.5
COM: 0.8 YD
COL: 11.0 SQ FT
WEIGHT: 41.0 LB

ARM OPTIONS



6-way adjustable arm for height, pivots, and with Ura-Soft sliding arm pads



2-Way Adjustable Arm Height Adjustable A8B Black or A8S Silver



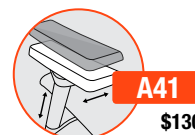
2-Way Adjustable Arm Ratchet Height Adjustment with Fixed Arm Pad



Black Soft Touch Cantilever style C-Shaped Arm



4-Way Adjustable Arm Height Adjustable and 4" Interior Width Adjustment A9B Black or A9S Silver



6-Way Adjustable Arm Ratchet Height Adjustment with Side and Forward Sliding Arm Pad

CASTER OPTIONS



Standard 65mm Hoodless Casters



65mm Hoodless Hard Floor Casters

ADDITIONAL OPTIONS



26" High Profile Black Powder Coated, Polished, or Silver Aluminum Base



Extra Foam 1" on Seat Not Available with Leather



1" Visco Elastic Memory Foam on Seat Not Available with Leather

MESH COLORS

BLACK M21	GRAY M22	WHITE M23	GREEN M24
RED M25	BLUE M26	ORANGE M27	AQUA M28



vault

goes beyond the expected

GSA SIN # 711-18 pending

- Task, stool, management and conference seating
- Ratchet back height adjustment standard
- Choice of 8 back mesh colors
- Seat slider standard on all models
- Warranted up to 250 lbs on all models
- CAL TB 133 Fire Code approved



MESH BACK

MODEL	CONTROL	DESCRIPTION	ARM	FABRIC/LEATHER										
				T01	A/COM	B	C	D	E	F	G	L3/COL	L4	L5
1466	Y1	10" TRAVEL HIGH STOOL SIMPLE SYNCHRO TILT CONTROL Use for work surfaces up to 42 inches high.	ARMLESS	545	565	595	615	645	680	720	760	630	665	755
			A6	675	695	725	745	775	810	850	890	760	795	885
			A7	695	715	745	765	795	830	870	910	780	815	905
			A8B / A8S	630	650	680	700	730	765	805	845	715	750	840
			A9B / A9S	650	670	700	720	750	785	825	865	735	770	860
			A40	655	675	705	725	755	790	830	870	740	775	865
			A41	675	695	725	745	775	810	850	890	760	795	885
A10	630	650	680	700	730	765	805	845	715	750	840			

MODEL	CONTROL	DESCRIPTION	ARM	FABRIC/LEATHER										
				T01	A/COM	B	C	D	E	F	G	L3/COL	L4	L5
1468	Y1	8" TRAVEL LOW STOOL SIMPLE SYNCHRO TILT CONTROL Use for work surfaces up to 36 inches high.	ARMLESS	545	565	595	615	645	680	720	760	630	665	755
			A6	675	695	725	745	775	810	850	890	760	795	885
			A7	695	715	745	765	795	830	870	910	780	815	905
			A8B / A8S	630	650	680	700	730	765	805	845	715	750	840
			A9B / A9S	650	670	700	720	750	785	825	865	735	770	860
			A40	655	675	705	725	755	790	830	870	740	775	865
			A41	675	695	725	745	775	810	850	890	760	795	885
A10	630	650	680	700	730	765	805	845	715	750	840			

CREATING VAULT MODEL NUMBER

MODEL NUMBER CONTROL ARMS BACK MESH COLOR GRADE CASTERS PACKAGING OPTIONS

1 4 6 - - A - - M 2 - - C 6 - - - - - - - -

* FOR ARMLESS CODE USE A00

PACKAGING NOTES

CODE	DESCRIPTION	LIST UPCHARGE
AB	ASSEMBLED IN BAG FOR WILL CALL	\$0
PAC	PARTIALLY ASSEMBLED IN CARTON	\$0
BAC	BACK ASSEMBLED IN CARTON	\$40

FEATURES

- Pneumatic Seat Height Adjustment
- Tilt Tension Control
- Back and Seat Tilt in 3:1 Ratio
- Upright Position Tilt Lock
- Seat Slider Standard
- Ratchet Back Height Lumbar Adjustment
- Molded Foam Seat
- Height Adj 20" Diameter Footring

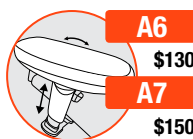
DIMENSIONS

WIDTH: 24.5-26.0
DEPTH: 25.0
HEIGHT: 49.0-62.5
SEAT WIDTH: 20.0
SEAT DEPTH: 16.0-18.5
SEAT HEIGHT: 27.0-37.0
BACK WIDTH: 18.5
BACK HEIGHT: 23.0-25.5
COM: 0.8 YD
COL: 11.0 SQ FT
WEIGHT: 45.0 LB

- Pneumatic Seat Height Adjustment
- Tilt Tension Control
- Back and Seat Tilt in 3:1 Ratio
- Upright Position Tilt Lock
- Seat Slider Standard
- Ratchet Back Height Lumbar Adjustment
- Molded Foam Seat
- Height Adj 20" Diameter Footring

WIDTH: 24.5-26.0
DEPTH: 25.0
HEIGHT: 45.0-55.5
SEAT WIDTH: 20.0
SEAT DEPTH: 16.0-18.5
SEAT HEIGHT: 22.0-30.0
BACK WIDTH: 18.5
BACK HEIGHT: 23.0-25.5
COM: 0.8 YD
COL: 11.0 SQ FT
WEIGHT: 44.0 LB

ARM OPTIONS



6-way adjustable arm for height, pivots, and with Ura-Soft sliding arm pads



2-Way Adjustable Arm Height Adjustable A8B Black or A8S Silver



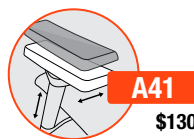
2-Way Adjustable Arm Ratchet Height Adjustment with Fixed Arm Pad



Black Soft Touch Cantilever style C-Shaped Arm



4-Way Adjustable Arm Height Adjustable and 4" Interior Width Adjustment A9B Black or A9S Silver



6-Way Adjustable Arm Ratchet Height Adjustment with Side and Forward Sliding Arm Pad

CASTER OPTIONS



Standard 65mm Hoodless Casters



65mm Hoodless Hard Floor Casters

ADDITIONAL OPTIONS



26" High Profile Black Powder Coated, Polished, or Silver Aluminum Base



Extra Foam 1" on Seat Not Available with Leather



1" Visco Elastic Memory Foam on Seat Not Available with Leather

MESH COLORS

BLACK M21	GRAY M22	WHITE M23	GREEN M24
RED M25	BLUE M26	ORANGE M27	AQUA M28



vesta

excellence in total ergonomics

GSA SIN # 711-18

- Task, task stool, executive and conference seating
- Seat styles include: mesh and upholstered
- Choice of 3 frame colors and 3 mesh colors
- Aluminum base standard
- Warranted up to 250 lbs with stool
- Warranted up to 300 lbs with X1 except for stool
- CAL TB 133 Fire Code approved



MESH SEAT

MODEL	CONTROL	DESCRIPTION	ARM	MESH
3060	X1	<p>MID-BACK DYNAMIC SYNCHRO TILT CONTROL</p> <p>Use for a variety of general office task seating, including private office and conference room seating.</p>	<p>ARMLESS</p> <p>A28</p> <p>A29</p> <p>A30</p>	<p>M</p> <p>925</p> <p>1025</p> <p>1025</p> <p>1050</p>
SEAT SLIDER - STANDARD				
3080	X1	<p>HIGH-BACK DYNAMIC SYNCHRO TILT CONTROL</p> <p>Use for a variety of general office task seating, including private office and conference room seating.</p>	<p>ARMLESS</p> <p>A28</p> <p>A29</p> <p>A30</p>	<p>M</p> <p>1050</p> <p>1150</p> <p>1150</p> <p>1175</p>
SEAT SLIDER - STANDARD				
3061	X1	<p>10" TRAVEL HIGH STOOL DYNAMIC SYNCHRO TILT CONTROL</p> <p>Use for work surfaces up to 42 inches high.</p>	<p>ARMLESS</p> <p>A28</p> <p>A29</p> <p>A30</p>	<p>M</p> <p>1045</p> <p>1145</p> <p>1145</p> <p>1170</p>
SEAT SLIDER - STANDARD				
3063	X1	<p>8" TRAVEL LOW STOOL DYNAMIC SYNCHRO TILT CONTROL</p> <p>Use for work surfaces up to 36 inches high.</p>	<p>ARMLESS</p> <p>A28</p> <p>A29</p> <p>A30</p>	<p>M</p> <p>1045</p> <p>1145</p> <p>1145</p> <p>1170</p>
SEAT SLIDER - STANDARD				

CREATING VESTA MODEL NUMBER



* FOR ARMLESS CODE USE A00

* CHROME FRAME COLOR (CF) IS NO LONGER AVAILABLE AND HAS BEEN REPLACED WITH POLISHED ALUMINUM (PF)

PACKAGING NOTES

CODE	DESCRIPTION	LIST UPCHARGE
AB	ASSEMBLED IN BAG FOR WILL CALL	\$0
BAC	BACK ASSEMBLED IN CARTON	\$0

FEATURES

- Pneumatic Seat Height Adjustment
- Side Adjustable Tilt Tension Control
- Back and Seat Tilt in 2.6:1 Ratio
- 26° Tilt of Back, 10° Seat Tilt
- 11 Locking Positions
- 2 Position Forward Seat Angle Adj
- Standard Seat Slider Adds 2.5" Adj
- Standard with Heavy Duty Hard Floor Casters

DIMENSIONS

WIDTH: 24.5-26.5
DEPTH: 25.0
HEIGHT: 41.0-45.5
SEAT WIDTH: 19.5
SEAT DEPTH: 17.0-18.5
SEAT HEIGHT: 17.0-21.5
BACK WIDTH: 19.5
BACK HEIGHT: 23.5
COM: 1.1
WEIGHT: 54.0 LB

- Pneumatic Seat Height Adjustment
- Side Adjustable Tilt Tension Control
- Back and Seat Tilt in 2.6:1 Ratio
- 26° Tilt of Back, 10° Seat Tilt
- 11 Locking Positions
- 2 Position Forward Seat Angle Adj
- Standard Seat Slider Adds 2" Adj
- Standard with Heavy Duty Hard Floor Casters
- 3 Way Adjustable Headrest

WIDTH: 24.5-26.5
DEPTH: 25.0
HEIGHT: 50.0-54.5
SEAT WIDTH: 19.5
SEAT DEPTH: 17.0-18.5
SEAT HEIGHT: 17.0-21.5
BACK WIDTH: 19.5
BACK HEIGHT: 23.5
COM: 1.1
WEIGHT: 56.0 LB

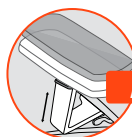
- Pneumatic Seat Height Adjustment
- Side Adjustable Tilt Tension Control
- Back and Seat Tilt in 2.6:1 Ratio
- 26° Tilt of Back, 10° Seat Tilt
- 11 Locking Positions
- 2 Position Forward Seat Angle Adj
- Standard Seat Slider Adds 2.5" Adj
- Standard with Heavy Duty Hard Floor Casters
- Height Adj 20" Diameter Footring

WIDTH: 24.5-26.5
DEPTH: 25.0
HEIGHT: 50.5-60.5
SEAT WIDTH: 19.5
SEAT DEPTH: 17.0-18.5
SEAT HEIGHT: 26.0-36.0
BACK WIDTH: 19.5
BACK HEIGHT: 23.5
COM: 1.1
WEIGHT: 60.0 LB

- Pneumatic Seat Height Adjustment
- Side Adjustable Tilt Tension Control
- Back and Seat Tilt in 2.6:1 Ratio
- 26° Tilt of Back, 10° Seat Tilt
- 11 Locking Positions
- 2 Position Forward Seat Angle Adj
- Standard Seat Slider Adds 2.5" Adj
- Standard with Heavy Duty Hard Floor Casters
- Height Adj 20" Diameter Footring

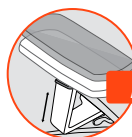
WIDTH: 24.5-26.5
DEPTH: 25.0
HEIGHT: 46.5-54.5
SEAT WIDTH: 19.5
SEAT DEPTH: 17.0-18.5
SEAT HEIGHT: 22.0-30.0
BACK WIDTH: 19.5
BACK HEIGHT: 23.5
COM: 1.1
WEIGHT: 59.0 LB

ARM OPTIONS



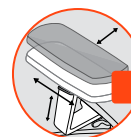
A28
\$100

2-Way Adjustable Arm Height Adjustable w/ 19" Interior Width



A29
\$100

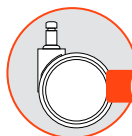
2-Way Adjustable Arm Height Adjustable w/ 17.5" Interior Width



A30
\$125

6-Way Adjustable Arm Height, Width, and Forward Slide Adjustment

CASTER OPTIONS



C8S
STD

Standard 75mm Hoodless Casters for use on low to medium pile carpet or hard surfaces

FRAME COLORS

BLACK	BF
POLISHED	PF
SILVER	SF

MESH COLORS

BLACK	M11
GRAY	M12
SILVER	M13

vesta



vesta

excellence in total ergonomics

GSA SIN # 711-18

- Task, task stool, executive and conference seating
- Seat styles include: mesh and upholstered
- Choice of 3 frame colors and 3 mesh colors
- Aluminum base standard
- Warranted up to 250 lbs with stool
- Warranted up to 300 lbs with X1 except for stool
- CAL TB 133 Fire Code approved



UPHOLSTERED SEAT

MODEL	CONTROL	DESCRIPTION	ARM	FABRIC/LEATHER																																																					
3065	X1	MID-BACK DYNAMIC SYNCHRO TILT CONTROL Use for a variety of general office task seating, including private office and conference room seating.	ARMLESS	<table border="1"> <thead> <tr> <th>A/COM</th> <th>B</th> <th>C</th> <th>D</th> <th>E</th> <th>F</th> <th>G</th> <th>L3/COL</th> <th>L4</th> <th>L5</th> </tr> </thead> <tbody> <tr> <td>1000</td> <td>1035</td> <td>1060</td> <td>1095</td> <td>1135</td> <td>1180</td> <td>1230</td> <td>1045</td> <td>1080</td> <td>1160</td> </tr> <tr> <td>1100</td> <td>1135</td> <td>1160</td> <td>1195</td> <td>1235</td> <td>1280</td> <td>1330</td> <td>1145</td> <td>1180</td> <td>1260</td> </tr> <tr> <td>1100</td> <td>1135</td> <td>1160</td> <td>1195</td> <td>1235</td> <td>1280</td> <td>1330</td> <td>1145</td> <td>1180</td> <td>1260</td> </tr> <tr> <td>1125</td> <td>1160</td> <td>1185</td> <td>1220</td> <td>1260</td> <td>1305</td> <td>1355</td> <td>1170</td> <td>1205</td> <td>1285</td> </tr> </tbody> </table>	A/COM	B	C	D	E	F	G	L3/COL	L4	L5	1000	1035	1060	1095	1135	1180	1230	1045	1080	1160	1100	1135	1160	1195	1235	1280	1330	1145	1180	1260	1100	1135	1160	1195	1235	1280	1330	1145	1180	1260	1125	1160	1185	1220	1260	1305	1355	1170	1205	1285			
A/COM	B		C	D	E	F	G	L3/COL	L4	L5																																															
1000	1035		1060	1095	1135	1180	1230	1045	1080	1160																																															
1100	1135		1160	1195	1235	1280	1330	1145	1180	1260																																															
1100	1135		1160	1195	1235	1280	1330	1145	1180	1260																																															
1125	1160	1185	1220	1260	1305	1355	1170	1205	1285																																																
A28																																																									
A29																																																									
A30																																																									
SEAT SLIDER - STANDARD																																																									
3085	X1	HIGH-BACK DYNAMIC SYNCHRO TILT CONTROL Use for a variety of general office task seating, including private office and conference room seating.	ARMLESS	<table border="1"> <thead> <tr> <th>A/COM</th> <th>B</th> <th>C</th> <th>D</th> <th>E</th> <th>F</th> <th>G</th> <th>L3/COL</th> <th>L4</th> <th>L5</th> </tr> </thead> <tbody> <tr> <td>1125</td> <td>1160</td> <td>1185</td> <td>1220</td> <td>1260</td> <td>1305</td> <td>1355</td> <td>1170</td> <td>1205</td> <td>1285</td> </tr> <tr> <td>A28</td> <td>1225</td> <td>1260</td> <td>1285</td> <td>1320</td> <td>1360</td> <td>1405</td> <td>1455</td> <td>1270</td> <td>1305</td> <td>1385</td> </tr> <tr> <td>A29</td> <td>1225</td> <td>1260</td> <td>1285</td> <td>1320</td> <td>1360</td> <td>1405</td> <td>1455</td> <td>1270</td> <td>1305</td> <td>1385</td> </tr> <tr> <td>A30</td> <td>1250</td> <td>1285</td> <td>1310</td> <td>1345</td> <td>1385</td> <td>1430</td> <td>1480</td> <td>1295</td> <td>1330</td> <td>1410</td> </tr> </tbody> </table>	A/COM	B	C	D	E	F	G	L3/COL	L4	L5	1125	1160	1185	1220	1260	1305	1355	1170	1205	1285	A28	1225	1260	1285	1320	1360	1405	1455	1270	1305	1385	A29	1225	1260	1285	1320	1360	1405	1455	1270	1305	1385	A30	1250	1285	1310	1345	1385	1430	1480	1295	1330	1410
A/COM	B		C	D	E	F	G	L3/COL	L4	L5																																															
1125	1160		1185	1220	1260	1305	1355	1170	1205	1285																																															
A28	1225		1260	1285	1320	1360	1405	1455	1270	1305	1385																																														
A29	1225		1260	1285	1320	1360	1405	1455	1270	1305	1385																																														
A30	1250	1285	1310	1345	1385	1430	1480	1295	1330	1410																																															
A28																																																									
A29																																																									
A30																																																									
SEAT SLIDER - STANDARD																																																									
3066	X1	10" TRAVEL HIGH STOOL DYNAMIC SYNCHRO TILT CONTROL Use for work surfaces up to 42 inches high.	ARMLESS	<table border="1"> <thead> <tr> <th>A/COM</th> <th>B</th> <th>C</th> <th>D</th> <th>E</th> <th>F</th> <th>G</th> <th>L3/COL</th> <th>L4</th> <th>L5</th> </tr> </thead> <tbody> <tr> <td>1120</td> <td>1155</td> <td>1180</td> <td>1215</td> <td>1255</td> <td>1300</td> <td>1350</td> <td>1165</td> <td>1200</td> <td>1280</td> </tr> <tr> <td>A28</td> <td>1220</td> <td>1255</td> <td>1280</td> <td>1315</td> <td>1355</td> <td>1400</td> <td>1450</td> <td>1265</td> <td>1300</td> <td>1380</td> </tr> <tr> <td>A29</td> <td>1220</td> <td>1255</td> <td>1280</td> <td>1315</td> <td>1355</td> <td>1400</td> <td>1450</td> <td>1265</td> <td>1300</td> <td>1380</td> </tr> <tr> <td>A30</td> <td>1245</td> <td>1280</td> <td>1305</td> <td>1340</td> <td>1380</td> <td>1425</td> <td>1475</td> <td>1290</td> <td>1325</td> <td>1405</td> </tr> </tbody> </table>	A/COM	B	C	D	E	F	G	L3/COL	L4	L5	1120	1155	1180	1215	1255	1300	1350	1165	1200	1280	A28	1220	1255	1280	1315	1355	1400	1450	1265	1300	1380	A29	1220	1255	1280	1315	1355	1400	1450	1265	1300	1380	A30	1245	1280	1305	1340	1380	1425	1475	1290	1325	1405
A/COM	B		C	D	E	F	G	L3/COL	L4	L5																																															
1120	1155		1180	1215	1255	1300	1350	1165	1200	1280																																															
A28	1220		1255	1280	1315	1355	1400	1450	1265	1300	1380																																														
A29	1220		1255	1280	1315	1355	1400	1450	1265	1300	1380																																														
A30	1245	1280	1305	1340	1380	1425	1475	1290	1325	1405																																															
A28																																																									
A29																																																									
A30																																																									
SEAT SLIDER - STANDARD																																																									
3068	X1	8" TRAVEL LOW STOOL DYNAMIC SYNCHRO TILT CONTROL Use for work surfaces up to 36 inches high.	ARMLESS	<table border="1"> <thead> <tr> <th>A/COM</th> <th>B</th> <th>C</th> <th>D</th> <th>E</th> <th>F</th> <th>G</th> <th>L3/COL</th> <th>L4</th> <th>L5</th> </tr> </thead> <tbody> <tr> <td>1120</td> <td>1155</td> <td>1180</td> <td>1215</td> <td>1255</td> <td>1300</td> <td>1350</td> <td>1165</td> <td>1200</td> <td>1280</td> </tr> <tr> <td>A28</td> <td>1220</td> <td>1255</td> <td>1280</td> <td>1315</td> <td>1355</td> <td>1400</td> <td>1450</td> <td>1265</td> <td>1300</td> <td>1380</td> </tr> <tr> <td>A29</td> <td>1220</td> <td>1255</td> <td>1280</td> <td>1315</td> <td>1355</td> <td>1400</td> <td>1450</td> <td>1265</td> <td>1300</td> <td>1380</td> </tr> <tr> <td>A30</td> <td>1245</td> <td>1280</td> <td>1305</td> <td>1340</td> <td>1380</td> <td>1425</td> <td>1475</td> <td>1290</td> <td>1325</td> <td>1405</td> </tr> </tbody> </table>	A/COM	B	C	D	E	F	G	L3/COL	L4	L5	1120	1155	1180	1215	1255	1300	1350	1165	1200	1280	A28	1220	1255	1280	1315	1355	1400	1450	1265	1300	1380	A29	1220	1255	1280	1315	1355	1400	1450	1265	1300	1380	A30	1245	1280	1305	1340	1380	1425	1475	1290	1325	1405
A/COM	B		C	D	E	F	G	L3/COL	L4	L5																																															
1120	1155		1180	1215	1255	1300	1350	1165	1200	1280																																															
A28	1220		1255	1280	1315	1355	1400	1450	1265	1300	1380																																														
A29	1220		1255	1280	1315	1355	1400	1450	1265	1300	1380																																														
A30	1245	1280	1305	1340	1380	1425	1475	1290	1325	1405																																															
A28																																																									
A29																																																									
A30																																																									
SEAT SLIDER - STANDARD																																																									

CREATING VESTA MODEL NUMBER



* FOR ARMLESS CODE USE A00

* CHROME FRAME COLOR (CF) IS NO LONGER AVAILABLE AND HAS BEEN REPLACED WITH POLISHED ALUMINUM (PF)

PACKAGING NOTES

CODE	DESCRIPTION	LIST UPCHARGE
AB	ASSEMBLED IN BAG FOR WILL CALL	\$0
BAC	BACK ASSEMBLED IN CARTON	\$0

FEATURES

- Pneumatic Seat Height Adjustment
- Side Adjustable Tilt Tension Control
- Back and Seat Tilt in 2.6:1 Ratio
- 26° Tilt of Back, 10° Seat Tilt
- 11 Locking Positions
- 2 Position Forward Seat Angle Adj
- Standard Seat Slider Adds 2.5" Adj
- Standard with Heavy Duty Hard Floor Casters

DIMENSIONS

WIDTH: 24.5-26.5
DEPTH: 25.0
HEIGHT: 41.0-45.5
SEAT WIDTH: 19.5
SEAT DEPTH: 17.0-18.5
SEAT HEIGHT: 17.0-21.5
BACK WIDTH: 19.5
BACK HEIGHT: 23.5
COM: 1.1 YD
COL: 9.0 SQ FT
WEIGHT: 54.0 LB

- Pneumatic Seat Height Adjustment
- Side Adjustable Tilt Tension Control
- Back and Seat Tilt in 2.6:1 Ratio
- 26° Tilt of Back, 10° Seat Tilt
- 11 Locking Positions
- 2 Position Forward Seat Angle Adj
- Standard Seat Slider Adds 2" Adj
- Standard with Heavy Duty Hard Floor Casters
- 3 Way Adjustable Headrest

WIDTH: 24.5-26.5
DEPTH: 25.0
HEIGHT: 50.0-54.5
SEAT WIDTH: 19.5
SEAT DEPTH: 17.0-18.5
SEAT HEIGHT: 17.0-21.5
BACK WIDTH: 19.5
BACK HEIGHT: 23.5
COM: 1.1 YD
COL: 9.0 SQ FT
WEIGHT: 56.0 LB

- Pneumatic Seat Height Adjustment
- Side Adjustable Tilt Tension Control
- Back and Seat Tilt in 2.6:1 Ratio
- 26° Tilt of Back, 10° Seat Tilt
- 11 Locking Positions
- 2 Position Forward Seat Angle Adj
- Standard Seat Slider Adds 2.5" Adj
- Standard with Heavy Duty Hard Floor Casters
- Height Adj 20" Diameter Footring

WIDTH: 24.5-26.5
DEPTH: 25.0
HEIGHT: 50.5-60.5
SEAT WIDTH: 19.5
SEAT DEPTH: 17.0-18.5
SEAT HEIGHT: 26.0-36.0
BACK WIDTH: 19.5
BACK HEIGHT: 23.5
COM: 1.1 YD
COL: 9.0 SQ FT
WEIGHT: 60.0 LB

- Pneumatic Seat Height Adjustment
- Side Adjustable Tilt Tension Control
- Back and Seat Tilt in 2.6:1 Ratio
- 26° Tilt of Back, 10° Seat Tilt
- 11 Locking Positions
- 2 Position Forward Seat Angle Adj
- Standard Seat Slider Adds 2.5" Adj
- Standard with Heavy Duty Hard Floor Casters
- Height Adj 20" Diameter Footring

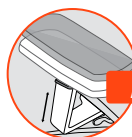
WIDTH: 24.5-26.5
DEPTH: 25.0
HEIGHT: 46.5-54.5
SEAT WIDTH: 19.5
SEAT DEPTH: 17.0-18.5
SEAT HEIGHT: 22.0-30.0
BACK WIDTH: 19.5
BACK HEIGHT: 23.5
COM: 1.1 YD
COL: 9.0 SQ FT
WEIGHT: 59.0 LB

ARM OPTIONS



A28
\$100

2-Way Adjustable Arm Height Adjustable w/ 19" Interior Width



A29
\$100

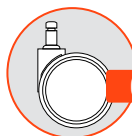
2-Way Adjustable Arm Height Adjustable w/ 17.5" Interior Width



A30
\$125

6-Way Adjustable Arm Height, Width, and Forward Slide Adjustment

CASTER OPTIONS



C8S
STD

Standard 75mm Hoodless Casters for use on low to medium pile carpet or hard surfaces

FRAME COLORS

BLACK	BF
POLISHED	PF
SILVER	SF

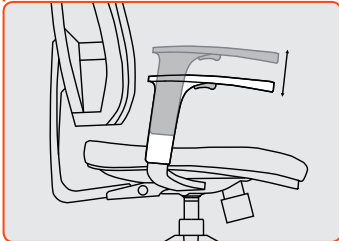
MESH COLORS

BLACK	M11
GRAY	M12
SILVER	M13



arm guide

TASKING ARM OPTIONS



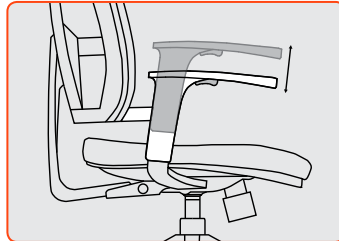
A2

\$180

ADJUSTABLE ARM

The A2 arm features height adjustment via simple trigger mechanism under arm pad.

Used with Brio and Y1, Y3, M1 controls only



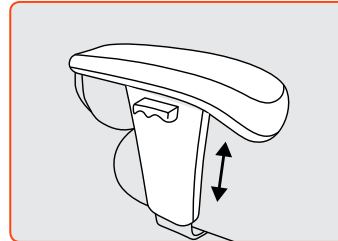
A3

\$180

ADJUSTABLE ARM

The A3 arm features height adjustment via simple trigger mechanism under arm pad.

Used with Brio and G1 control only

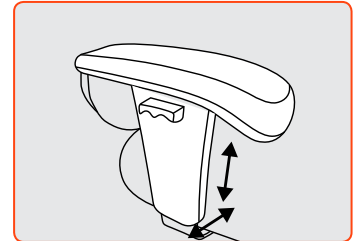


A4

\$75

ADJUSTABLE ARM

The A4 arm offers a soft touch poly-urethane pad with 3" height adjustment. The arm pad features diamond padded anti-skid surface.

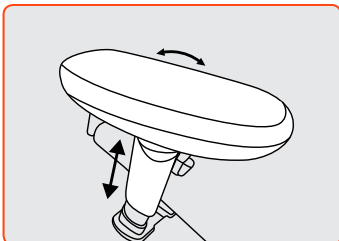


A5

\$95

MULTI-ADJUSTABLE ARM

The A5 arm is identical to the A4 arm but offers the added feature of 4" arm width adjustment activated via knob under seat.

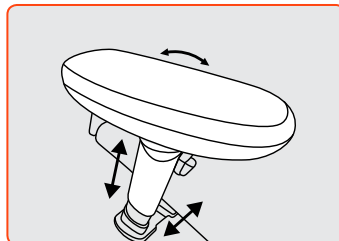


A6

\$130

ADJUSTABLE PIVOT/SWIVEL ARM

The A6 arm offers advanced features with Ura-Soft® arm pads. Features locking height adjustment, swivel pad and adjustable arm pad position - slides forward and back.

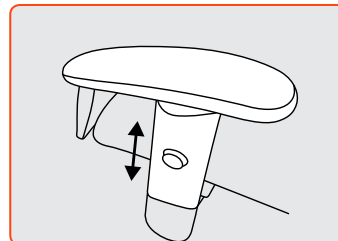


A7

\$150

MULTI-ADJUST. PIVOT/SWIVEL ARM

The A7 arm is identical to the A6 arm but offers the added feature of 4" arm width adjustment activated via knob under seat.

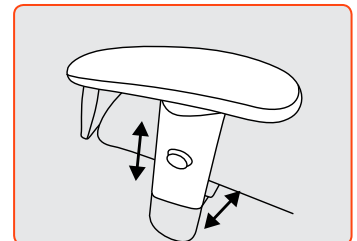


A8B/S

\$85

ADJUSTABLE ARM (BLACK)

The A8B height adjustable black arm features push-button height adjustment with a range of 3.5" and matching black powdercoated base



A9B/S

\$105

ADJUSTABLE ARM (BLACK)

The A9B arm is identical to the A8 arm but offers the added feature of 4" arm width adjustment activated via knob under seat.

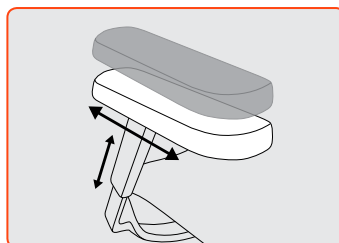


**A28/
A29**

\$100

HEIGHT ADJUSTABLE ARM

The A28 / A29 is an aluminum height adjustable arm with a fixed arm cap.
NOTE: A28 arms offer an additional 3" of interior width.

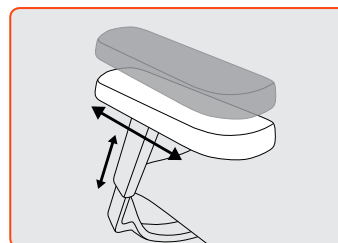


A30

\$125

MULTI-ADJUSTABLE ARM

The A30 is an aluminum 3 way adjustable tasking arm. Arms are height adjustable. The A30 pads slide forward and rearward and shift inward and outward for width adjustment.



A32

\$120

MULTI-ADJUSTABLE ARM

The A32 is a 2-way adjustable tasking arm. Arms are 3" height adjustable using a push-button trigger. The A32 soft-touch arm pads slide inward/outward for width adjustment



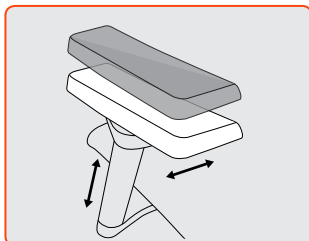
A40

\$110

ADJUSTABLE TASKING ARM

2-Way Adjustable Arm
Ratchet Height Adjustment with Fixed Arm Pad

FIXED ARM OPTIONS

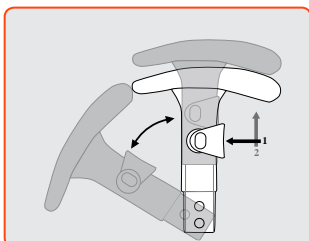


A41

\$130

ADJUSTABLE TASKING ARM

6-Way Adjustable Arm Ratchet Height Adjustment with Side and Forward Sliding Arm Pad




A90

\$200

BREAKAWAY ARM

Soft-touch polyurethane pad. 2.5" height adjustable. Use with all task series. Arm rotates back making chair armless. (pair)

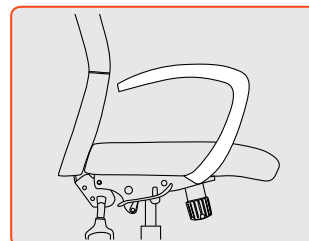


A1

\$45

LOOP ARM

Soft touch loop arm.

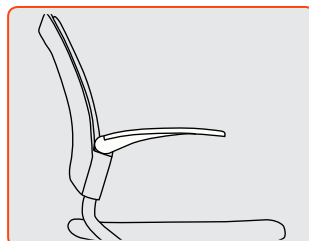


A10

\$80

CANTILEVER ARM

Soft touch cantilever arms provide sleek style and durable surface. Great look for the office or conference room.

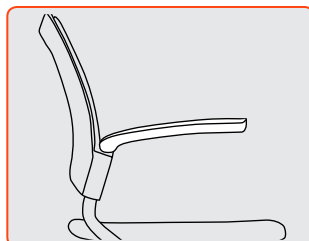


A12

\$45

FIXED ARM

For use on Bella only




A14

\$80

EXTENDED ARM

Reinforced soft touch extended arm. For use on the Bella only

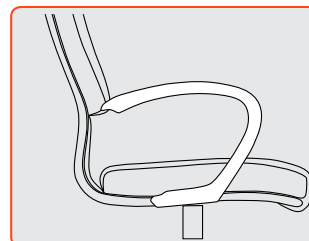


A15B/A15G

\$55

SOFT TOUCH POLYURETHANE

For use on Link only. Available in Black and Gray



A16

\$100

'C' ARM

Soft touch 'C' arm

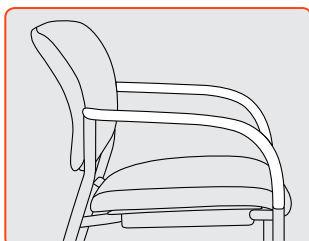


A16P

\$200

'C' ARM

Soft touch 'C' arm with upholstered pad



A18B/A18G

\$45

SOFT TOUCH POLYURETHANE

For use on Shuttle only. Available in Black and Gray.



A19

\$200

CHROME CANTILEVER ARM

The A19 fixed arm offers a smooth polished aluminum surface with black plastic cap in an attractive cantilever style design.




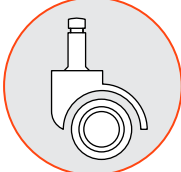

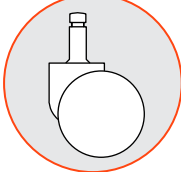
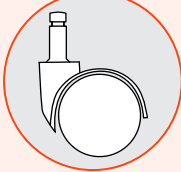
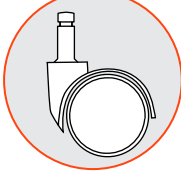
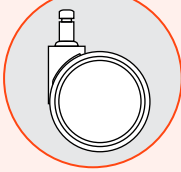
A31

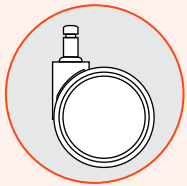
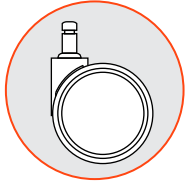
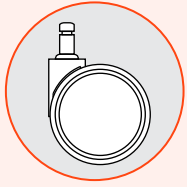
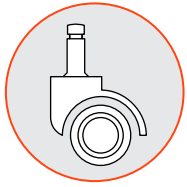
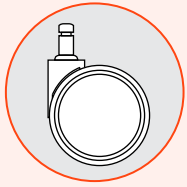
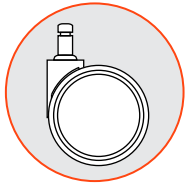
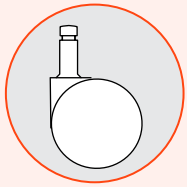
FIXED ARM

The A31 features a black soft touch cantilever conference arm

caster guide

*Load Rating in (lbs) per caster/glide

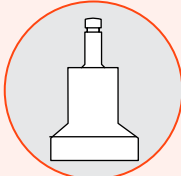
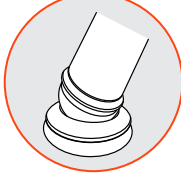
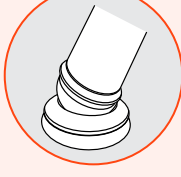
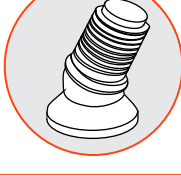
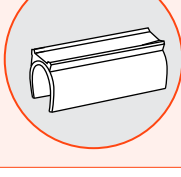
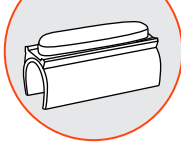
	<p>\$25</p> <p>C1 STANDARD CASTERS</p>	<p>HOODED TWIN WHEEL CASTER WHEEL: 50 MM BARREL: 42 MM LOAD RATING: 110 LBS*</p>	<p>Best for use on carpeted surfaces. Hard nylon wheels are recommended for use on low- to medium-pile carpeting without padding. Dual wheels place more wheel surface on the carpet pile for optimum weight distribution. Wheels move in opposite directions to minimize carpet fiber twisting.</p>
	<p>\$35</p> <p>C1S HARD FLOOR CASTERS (FIVE STAR BASES)</p>	<p>HOODED TWIN WHEEL CASTER WHEEL: 50 MM BARREL: 42 MM LOAD RATING: 110 LBS*</p>	<p>Designed for use on hardwood floor, tile, chair mat, linoleum and concrete surfaces in an open office/workspace environment (lab, health care, classroom, conference room). Wheels are made from a soft polyurethane material. Set of five used with five star bases.</p>
	<p>\$35</p> <p>C2S SELF-LOCKING HARD FLOOR CASTERS</p>	<p>HOODED TWIN WHEEL CASTER WHEEL: 50 MM BARREL: 42 MM LOAD RATING: 110 LBS*</p>	<p>Designed for use on hardwood floor, tile, chair mat, linoleum and concrete surfaces in an open office/workspace environment (lab, health care, classroom, conference room). Wheels are feature 'auto-lock'. The safety breaks engage when the chair is not in use and also prevents the chair from rolling away when standing up from chair.</p>
	<p>\$30</p> <p>C4 HEAVY DUTY CASTERS</p>	<p>HOODED TWIN WHEEL CASTER WHEEL: 60 MM BARREL: 38 MM LOAD RATING: 140 LBS*</p>	<p>Recommended when added weight capacity is required. Large diameter hard nylon wheels designed for use on low- to medium-pile carpeting with or without padding. Large diameter dual wheels place more wheel surface on the carpet pile for optimum weight distribution. Wheels move in opposite directions to minimize carpet fiber twisting.</p>
	<p>\$25</p> <p>C5 STANDARD CASTERS FOR SHUTTLE AND BELLA GUEST CHAIRS</p>	<p>HOODED TWIN WHEEL CASTER WHEEL: 50 MM BARREL: 27 MM LOAD RATING: 110 LBS*</p>	<p>Best for use on carpeted surfaces. Hard nylon wheels are recommended for use on low- to medium-pile carpeting without padding. Dual wheels place more wheel surface on the carpet pile for optimum weight distribution. Wheels move in opposite directions to minimize carpet fiber twisting. Set of four used on four leg guest chairs.</p>
	<p>\$30</p> <p>C5S HARD FLOOR CASTERS FOUR LEG GUEST CHAIRS)</p>	<p>HOODED TWIN WHEEL CASTER WHEEL: 50 MM BARREL: 13 MM LOAD RATING: 110 LBS*</p>	<p>Designed for use on hardwood floor, tile, chair mat, linoleum and concrete surfaces in an open office/workspace environment (lab, health care, classroom, conference room). Wheels are made from a soft polyurethane material. Set of four used on four leg guest chairs.</p>
	<p>\$30</p> <p>C6 LARGE DIAMETER CASTERS</p>	<p>TWIN WHEEL CASTER WHEEL: 65 MM BARREL: 25 MM LOAD RATING: 140 LBS*</p>	<p>Recommended for use on carpeted surfaces. Large diameter hard nylon wheels are recommended for use on low to medium pile carpeting with or without padding. 65mm dual wheels place more wheel surface on the carpet pile for optimum weight distribution and ease of movement. Wheels move in opposite directions to minimize carpet fiber twisting.</p>

	<p>C6S ^{\$35} HARD FLOOR LARGE DIAMETER CASTERS</p>	<p>TWIN WHEEL CASTER WHEEL: 65 MM BARREL: 25 MM LOAD RATING: 140 LBS*</p>	<p>Designed for use on hardwood floor, tile, chair mat, linoleum and concrete surfaces in an open office/workspace environment (lab, health care, classroom, conference room). Wheels are made from a soft polyurethane material. Set of five used with five star bases.</p>
	<p>C7 ^{\$35} LARGE DIAMETER CASTER WITH POLISHED ALUMINUM ACCENTS</p>	<p>TWIN WHEEL CASTER WHEEL: 65 MM BARREL: 25 MM LOAD RATING: 140 LBS*</p>	<p>Recommended for use on carpeted surfaces. Large diameter hard nylon wheels are recommended for use on low to medium pile carpeting with or without padding. 65mm dual wheels place more wheel surface on the carpet pile for optimum weight distribution and ease of movement. Wheels move in opposite directions to minimize carpet fiber twisting. Standard with A19 base.</p>
	<p>C8S ^{\$40} HARD FLOOR LARGE DIAMETER CASTERS</p>	<p>TWIN WHEEL CASTER WHEEL: 75 MM BARREL: 22 MM LOAD RATING: 160 LBS*</p>	<p>Recommended for use on carpeted or hard surfaces. Large diameter soft nylon wheels are recommended for use on low to medium pile carpeting with or without padding. 75mm dual wheels place more wheel surface on floor for optimum weight distribution and ease of movement. Wheels move in opposite directions to minimize carpet fiber twisting.</p>
	<p>C9S ^{\$50} COMPRESSION LOCKING HARD FLOOR CASTERS</p>	<p>HOODED TWIN WHEEL CASTER WHEEL: 50 MM BARREL: 42 MM LOAD RATING: 110 LBS*</p>	<p>Designed for use on hardwood floor, tile, chair mat, linoleum and concrete surfaces in an open office/workspace environment (lab, health care, classroom, conference room). Wheels are feature 'compression-lock'. The breaks engage when the user is seated in the chair. When seated the user will not roll away from the work surface.</p>
	<p>C10S ^{\$50} SELF-LOCKING HARD FLOOR CASTERS</p>	<p>TWIN WHEEL CASTER WHEEL: 50 MM BARREL: 18 MM LOAD RATING: 110 LBS*</p>	<p>Designed for use on hardwood floor, tile, chair mat, linoleum and concrete surfaces in an open office/workspace environment (lab, health care, classroom, conference room). Wheels are feature 'auto-lock'. The safety breaks engage when the chair is not in use and also prevents the chair from rolling away when standing up from chair.</p>
	<p>C11S ^{\$50} COMPRESSION LOCKING HARD FLOOR CASTERS</p>	<p>TWIN WHEEL CASTER WHEEL: 50 MM BARREL: 18 MM LOAD RATING: 110 LBS*</p>	<p>Designed for use on hardwood floor, tile, chair mat, linoleum and concrete surfaces in an open office/workspace environment (lab, health care, classroom, conference room). Wheels are feature 'compression-lock'. The breaks engage when the user is seated in the chair. When seated the user will not roll away from the work surface.</p>
	<p>C12 ^{\$45} STANDARD CASTER FOR LINK</p>	<p>TWIN WHEEL CASTER WHEEL: 50 MM BARREL: RECTANGULAR LOAD RATING: 110 LBS*</p>	<p>Use with Link Chair to match rectangular tubing. Best for use on Carpeted surfaces. Hard Nylon wheels are recommended for use on low to medium-pile carpeting without padding. Dual Wheels place more wheel surface on the carpet pile for optimum weight distribution. Wheels move in opposite direction to minimize carpet fiber twisting.</p>



glide guide

*Load Rating in (lbs) per caster/glide

	<p>G1 \$30 STATIONARY BASE GLIDES</p>	<p>HIGH BASE GLIDE FOR 5 STAR BASE LOAD RATING: 110 LBS*</p>	<p>Glides provide the best stationary support. Use only when a stationary position is desired. The glide height is the same as the caster height. Do not use on hard floor if marring is a concern.</p>
	<p>G8 \$20 SELF-LEVELING METAL GLIDES</p>	<p>METAL BASE GLIDE FOR 4 LEG GUEST CHAIRS LOAD RATING: 150 LBS*</p>	<p>Metal self-leveling base glides are used as an alternate to standard nylon glides. The metal glide offers a 100% increase in weight capacity. The selfleveling articulation allows the glide to flatten against uneven floors for better weight distribution. For use on all surfaces.</p>
	<p>G9 \$30 SELF-LEVELING VCT GLIDES</p>	<p>VCT BASE GLIDE FOR 4 LEG GUEST CHAIRS LOAD RATING: 150 LBS*</p>	<p>Metal self-leveling base glides with white VCT cap are used as an alternate to standard nylon glides. The VCT glide also offers a 100% increase in weight capacity. The self-leveling articulation allows the glide to flatten against VCT floors for better weight distribution and the white nylon cap protects VCT floors against marring and visible streaking.</p>
	<p>G10 \$30 SELF-LEVELING PLASTIC GLIDE WITH FELT BASE</p>	<p>FELT BASE ROUND PLASTIC GLIDE FOR 4 LEG GUEST CHAIRS IDEAL FOR WOOD OR SOFT COMPOSITE FLOORS LOAD RATING: 110 LBS*</p>	<p>Plastic self-leveling base glides with felt base. Felt base offers additional protection against marring especially on wood or soft composite surfaces</p>
	<p>G12 \$25 SLED BASE CLEAR PLASTIC GLIDE</p>	<p>CLEAR PLASTIC RECTANGULAR GLIDE FOR SLED BASE INDY CHAIR LOAD RATING: 90 LBS*</p>	<p>Clear plastic rectangular glides for Indy sled base. Ideal for use on light color floors where streaking may be a concern</p>
	<p>G13 \$30 SLED BASE CLEAR PLASTIC GLIDE WITH FELT BASE</p>	<p>CLEAR PLASTIC RECTANGULAR GLIDE WITH FELT BASE FOR SLED BASE INDY CHAIR LOAD RATING: 90 LBS*</p>	<p>Clear plastic rectangular glide with felt base to provide additional protection on wood or soft composite floors where marring or streaking is a concern</p>

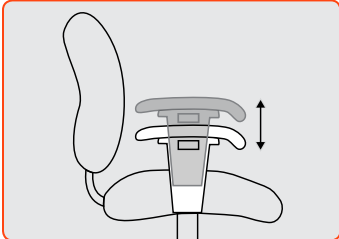
cylinder guide

MODEL	SS	CONTROLS	CYLINDER	STROKE	BASE	CASTER
1325		B2, S3	CYL240	5"	BA9	C6
1326		B2	CYL360	10"	BA9	C6
1328		B2	CYL300	8"	BA9	C6
1336		B2	CYL360	10"	BA9	C6
1338		B2	CYL300	8"	BA9	C6
1425		B2	CYL240	5"	BA1	C1
1425		S2, R1, M1	CYL190	5"	BA1	C1
1425	SS	S2, R1, M1	CYL190	5"	BA1	C1
1426		B2, P1	CYL360	10"	BA1	C1
1428		B2, P1	CYL300	8"	BA1	C1
1460		Y1, Y3	CYL190	5"	BA9	C6
1460		K2	CYL160	3"	BA9	C6
1466		Y1	CYL360	10"	BA9	C6
1468		Y1	CYL300	8"	BA9	C6
1535/1537		Y1	CYL190	5"	BA1	C4
1535/1537	SS	Y1	CYL190	5"	BA1	C4
1536		Y1	CYL360	10"	BA1	C4
1538		Y1	CYL300	8"	BA1	C4
1545/1555		Y1	CYL190	5"	BA1	C4
1545/1555	SS	Y1	CYL190	5"	BA1	C4
1546		Y1	CYL360	10"	BA1	C4
1548		Y1	CYL300	8"	BA1	C4
1560/1580		Y2	CYL190	5"	BA2S	C4
1560/1580	SS	Y2	CYL160	3"	BA2S	C4
1561		Y2	CYL360	10"	BA2S	C4
1563		Y2	CYL300	8"	BA2S	C4
1565/1585		Y2	CYL190	5"	BA2B	C4
1565/1585	SS	Y2	CYL160	3"	BA2B	C4
1566		Y2	CYL360	10"	BA2B	C4
1568		Y2	CYL300	8"	BA2B	C4
1570/1590		Y2	CYL190	5"	BA2S	C4
1570/1590	SS	Y2	CYL160	3"	BA2S	C4
1571		Y2	CYL360	10"	BA2S	C4
1573		Y2	CYL300	8"	BA2S	C4
1575/1595		Y2	CYL360	5"	BA2B	C4
1575/1595	SS	Y2	CYL190	5"	BA2B	C4
1576		Y2	CYL360	10"	BA2B	C4
1578		Y2	CYL300	8"	BA2B	C4
1660		B2	CYL240	5"	BA1	C1
1660		S2, R1, M1	CYL190	5"	BA1	C1
1660	SS	S2, R1, M1	CYL190	5"	BA1	C1
1666		B2, P1	CYL360	10"	BA1	C1
1668		B2, P1	CYL300	8"	BA1	C1
1725		B2	CYL240	5"	BA1	C1
1725		S2, R1, M1	CYL190	5"	BA1	C1
1725	SS	S2, R1, M1	CYL190	5"	BA1	C1
1726		B2, P1	CYL360	10"	BA1	C1
1728		B2, P1	CYL300	8"	BA1	C1

MODEL	SS	CONTROLS	CYLINDER	STROKE	BASE	CASTER
1760		S2, R1, M1, P1	CYL190	5"	BA1	C1
1760	SS	S2, R1, M1, P1, Y2	CYL190	5"	BA1	C1
1766		P1	CYL360	10"	BA1	C1
1768		P1	CYL300	8"	BA1	C1
1780		S2, R1, M1, P1	CYL190	5"	BA1	C1
1780	SS	S2, R1, M1, P1, Y2	CYL190	5"	BA1	C1
1790		M2	CYL197HD	5"	BA1	C4
1860		Y1, Y3	CYL190	5"	BA9	C6
1866		Y1	CYL360	10"	BA9	C6
1868		Y1	CYL300	8"	BA9	C6
1880		Y4	CYL160	3"	BA9	C6
1960		M1, Y2	CYL190	5"	BA2B	C4
1960	SS	M1, Y2	CYL190	5"	BA2B	C4
1966		P1	CYL360	10"	BA2B	C4
1968		P1	CYL300	8"	BA2B	C4
1980		M1, Y2	CYL190	5"	BA2B	C4
1980	SS	M1, Y2	CYL190	5"	BA2B	C4
2060/2070		Y1, Y3, M1, G1	CYL190	5"	BA9	C6
2066/2076		P1, G1	CYL360	10"	BA9	C6
2068/2078		P1, G1	CYL300	8"	BA9	C6
2160/2180		Y1, Y2, Y3	CYL190	5"	BA9	C6
2160/2180	SS	Y1, Y2, Y3	CYL190	5"	BA9	C6
2170/2190		Y1, Y2, Y3	CYL200	5"	BA9	C6
2170/2190	SS	Y1, Y2, Y3	CYL200	5"	BA9	C6
2360/2370		S2, R1, M1, Y2	CYL190	5"	BA9	C6
2360/2370	SS	S2, R1, M1, Y2	CYL190	5"	BA9	C6
2366/2376		P1	CYL360	10"	BA9	C6
2368/2378		P1	CYL300	8"	BA9	C6
2380/2390		S2, R1, M1, Y2	CYL190	5"	BA9	C6
2380/2390	SS	S2, R1, M1, Y2	CYL190	5"	BA9	C6
2400		S1	CYL190	5"	BA1	C1
2400		K1	CYL160	3"	BA1	C1
2600		S1	CYL190	5"	BA1	C1
2600		K1	CYL160	3"	BA1	C1
2610		S1	CYL190	5"	BA1	C1
2610		K1	CYL160	3"	BA1	C1
2800		S1	CYL190	5"	BA2B/P	C1
2800		K1	CYL160	3"	BA2B/P	C1
2810		S1	CYL190	5"	BA2B/P	C1
2810		K1	CYL160	3"	BA2B/P	C1
2900/2905		S2, M1, Y2	CYL200	5"	BA19	C7
2910/2915		S2, M1, Y2	CYL200	5"	BA19	C7
3060/3065		X1	CYL200	5"	BA10S	C8S
3080/3085		X1	CYL200	5"	BA10B	C8S
3200/3210		X2	CYL200	5"	BA10P	C6
3250/3260		X2	CYL200	5"	BA10P	C6
3300/3310		K3, S3	CYL190	5"	BA9	C6



accessories

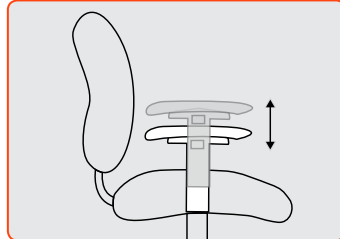


PA4

\$20

**SOFT-TOUCH POLYURETHANE
PAD ONLY**

Use w/ A4, A5 Arm
(ea)

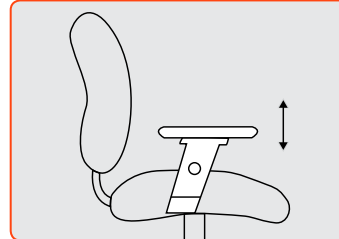


PA6

\$30

URA-SOFT® PAD ONLY

Use w/ A6, A7 Arm
(ea)

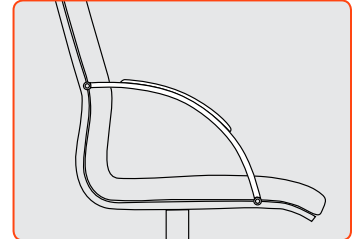


PA8

\$25

**SOFT-TOUCH POLYURETHANE
PAD ONLY**

Use w/ A8, A9 Arm
(ea)



PA20

\$25

LEATHER PAD ONLY

Use w/ A20, A21 Arm
(ea)

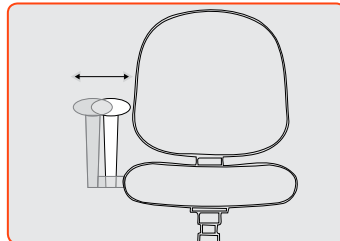


PA30

\$50

**SOFT-TOUCH POLYURETHANE
PAD ONLY**

Use w/ A30 Arm
(price per individual pad, specify L or R)

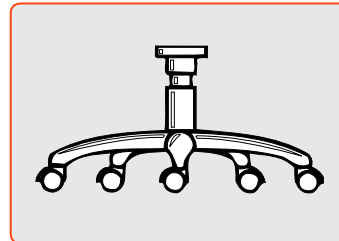


AW1

\$25

**4" ARM WIDTH ADJUSTMENT
BRACKET**

Use w/ A4, A6, A8, A22
(pair)

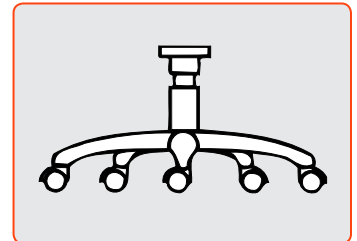


BA1

\$60

27" BLACK NYLON BASE

Use w/ all Task, Management & Executive
Chairs (casters sold separately)

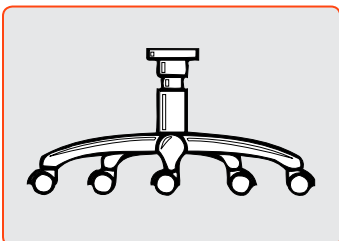


BA2B

\$90

**27" BLACK POWDER COATED
ALUMINUM BASE**

Use w/ all Task, Management & Executive
Chairs (casters sold separately)

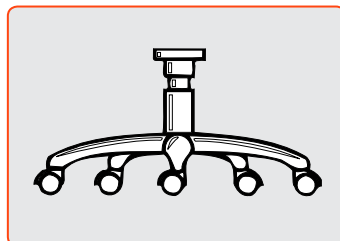


BA2S

\$90

27" SILVER ALUMINUM BASE

Use w/ all Task, Management & Executive
Chairs (casters sold separately)

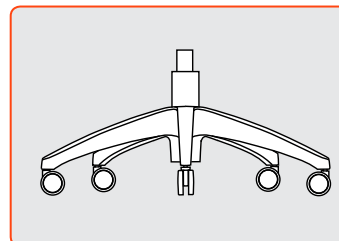


BA2P

\$90

27" POLISHED ALUMINUM BASE

Use w/ all Task, Management & Executive
Chairs (casters sold separately)

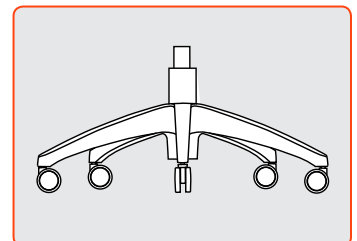


BA9

\$60

26" BLACK NYLON BASE

26" High Profile Black Nylon Base comes
standard w/ C6 65mm Hoodless Casters



BA10B

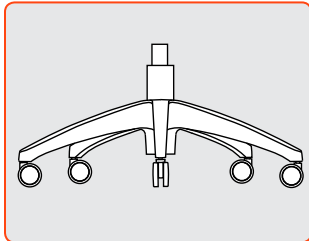
\$100

26" BLACK POWDER COATED BASE

High Profile Black Powder Coated Aluminum
Base (casters sold separately)

ACCESSORY DISCOUNT

INDIVIDUAL PARTS & ACCESSORIES WHEN PURCHASED SEPARATE FROM A CHAIR RECEIVE AN EVEN 50% DISCOUNT. THE 50% ACCESSORY DISCOUNT PROVIDES FOR EXTRA LABOR, PACKAGING MATERIAL AND SHIPPING CHARGES ASSOCIATED WITH SHIPPING A COMPONENT BY ITSELF.

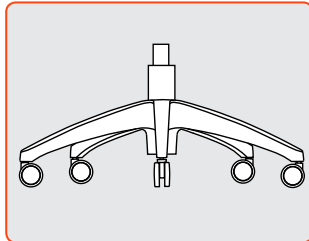


BA10S

\$100

26" SILVER ALUMINUM BASE

High Profile Silver Aluminum Base (casters sold separately)

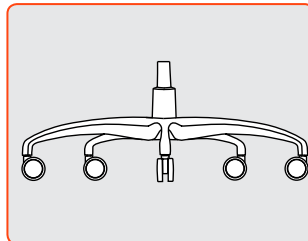


BA10P

\$100

26" POLISHED ALUMINUM BASE

High Profile Polished Aluminum Base (casters sold separately)

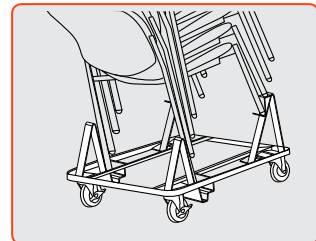


BA19

\$120

27" POLISHED ALUMINUM BASE

Use with all Task, Management, & Executive Chairs (includes matching casters with polished aluminum accents)



DL1

\$230

STACKING DOLLY

Use w/ Shuttle, Bella, and Link four leg

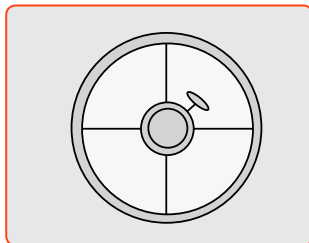


DL2

\$230

STACKING DOLLY

Use w/ Sled Base Series

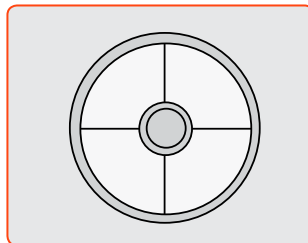


FR20

\$75

20" CHROME FOOT RING

Use with any Stool



FR20B

\$90

20" BLACK KNOBLESS FOOT RING

use with any Stool (standard on Cydia)



CYL160

\$30

PNEUMATIC CYLINDER 3" LIFT



CYL190

\$30

PNEUMATIC CYLINDER 5" LIFT



CYL200C

\$30

PNEUMATIC CYLINDER 5" LIFT WITH CHROME FINISH

Use w/ Cortina, Vesta series or any chrome base



CYL200B

\$30

PNEUMATIC CYLINDER 5" LIFT WITH BLACK FINISH

Use w/ Vesta series

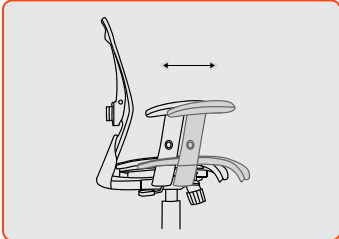


CYL240

\$30

PNEUMATIC CYLINDER 5" LIFT

accessories



SS

\$60

SEAT SLIDER 2.5" SIDE PADDLE ACTIVATED

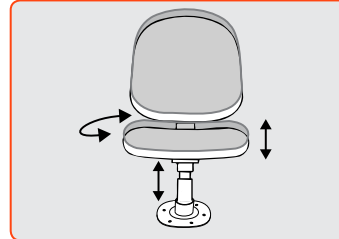
Add to S2, R1, M1, Y2 Controls Only on Select Series'



**CYL300
CYL360**

\$45/\$45

**PNEUMATIC CYLINDER 8" LIFT/
PNEUMATIC CYLINDER 10" LIFT**

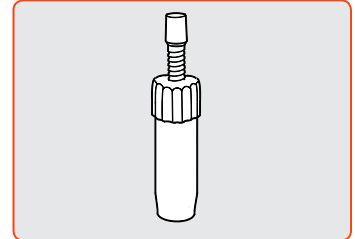


CYL-ARH

\$110

**SELF HEIGHT & FORWARD
RETURNING
PNEUMATIC CYLINDER 5" LIFT**

Upon exiting chair the seat returns to standard height & forward position for use with JB1 Jury Base

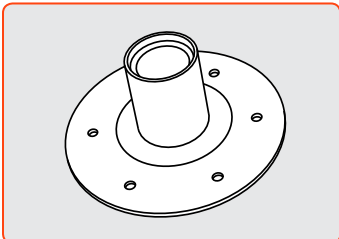


CYLTHSPD

\$60

THREADED SPINDLE CYLINDER

Replaces standard CYL190 gas lift for applications where the client does not want the chair height to be easily changed; such as conference rooms, cafeterias

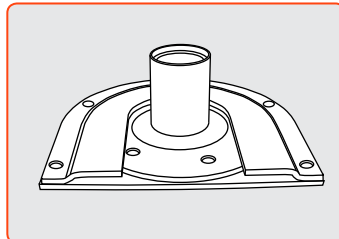


JB1

\$300

STANDARD JURY BASE

Use w/ all task models
Consists of round plate which is bolted to floor and receives pneumatic cylinder

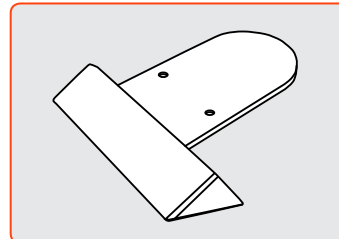


JB2

\$675

QUICK RELEASE JURY BASE

Use w/ all task models
Pedestal base with quick release to remove chair and cylinder (includes JB1)

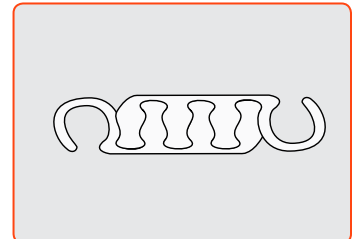


JB2-PLT

\$100

RAMP INSERT FOR JB2 JURY BASE

Use w/ JB2 Insert when chair & cylinder removed for ADA compliance

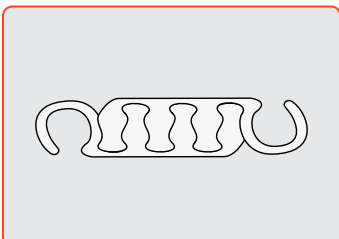


GC1

\$30

**GANGING CLIP
ARMLESS-TO-ARMLESS**

Distance between chairs is 1.25"
Use w/ Shuttle, Bella (2 per set)

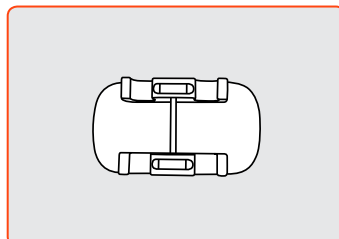


GC2

\$30

**GANGING CLIP
ARM-TO-ARM**

Distance between chairs is 4.25"
Use w/ Shuttle, Bella (2 per set)

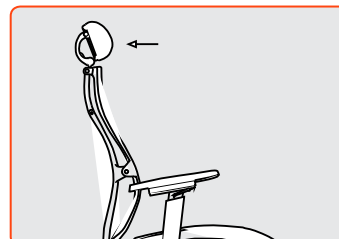


GC5

\$20

**GANGING CLIP
ALL INDY SERIES CHAIRS**

Distance between chairs is 2.00"
Use w/ Indy Only (4 per set)

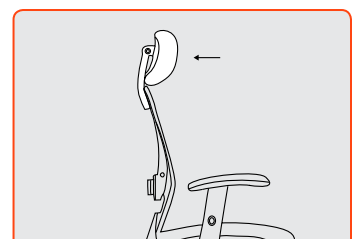


**HR-3080-
M1X**

\$150

HEADREST

Use w/ Vesta series. Pattern "M1"
mesh specify: M11-Black, M12 Gray,
M13 Silver. Also specify bracket finish:
PF-Polished, SF-Silver, BF-Black



HR-1580-T01

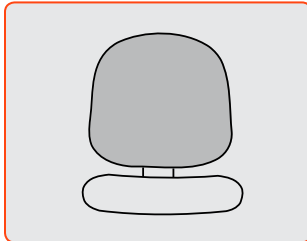
\$120

HEADREST

Use w/ Strata series.
T01 black mesh only (other upholstery
contact customer service)

ACCESSORY DISCOUNT

INDIVIDUAL PARTS & ACCESSORIES WHEN PURCHASED SEPARATE FROM A CHAIR RECEIVE AN EVEN 50% DISCOUNT.
THE 50% ACCESSORY DISCOUNT PROVIDES FOR EXTRA LABOR, PACKAGING MATERIAL AND SHIPPING CHARGES ASSOCIATED WITH SHIPPING A COMPONENT BY ITSELF.

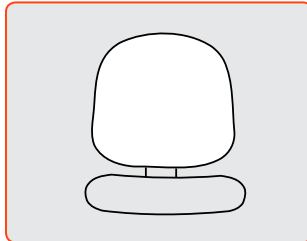


UB

\$100

UPHOLSTERED OUTER BACK COVERED WITH FABRIC

Use w/ Enduro




**BN1
BN2**

\$35/\$NC

UPHOLSTERED BACK COVERED WITH BLACK BALLISTIC NYLON

BN1 - Use with Grade A Fabrics
BN2 - Use with Grade B & Up Fabrics
Use w/ Logic, Precept, & Shuttle

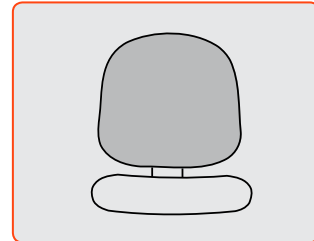


BNE

\$150

UPHOLSTERED BACK COVERED WITH BLACK BALLISTIC NYLON

Use w/ Axis, Cayman only

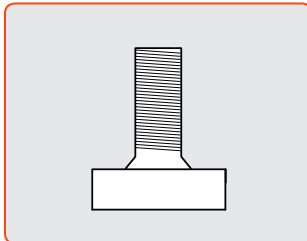


TB

\$100

UPHOLSTERED OUTER BACK COVERED WITH SUAVE (TEKNIT) KNITTED FABRIC

Use w/ Enduro, Logic, Precept, Shuttle

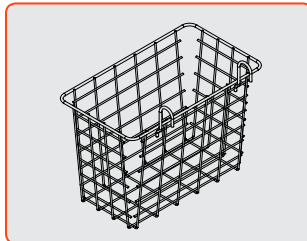


BT

\$15

BOLT

Replace knob with bolt (for B2 and S2 controls only)

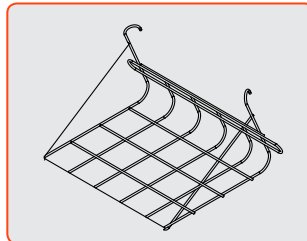


BSK

\$60

BELLA SIDE HANGING BASKET

Side Hanging Wire Basket for model 1310, 1315, 1360, 1365. Attach to left or right side.

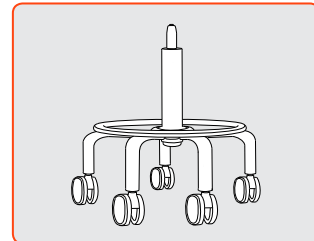


BRK

\$70

SHUTTLE BOOK RACK

Book Rack in Black Only
Available on Shuttle



KIT-FST8

\$150

8" GAS LIFT, 20" CHROME FIXED FOOTRING W/ 75MM HARD FLOOR CASTERS

Durable Classic Fixed Footring Base for Lab Stool, Service Counter, Security Guard, and Medical Applications. A Real Workhorse.

CYLINDER REFERENCE GUIDE

PART #	Stroke	Note
CYL160	3"	Short, reduced range cylinder used to offset added height of SS seat slider or K1 control
CYL190	5"	Standard task cylinder with lower starting height than CYL240. May be substituted for CYL240 when lower starting seat height is required
CYL197	5"	5" Stroke Heavy duty task cylinder
CYL200	5"	Standard task cylinder only used for high profile bases (BA10, ba19)
CYL240	5"	Standard task cylinder with higher starting height than CYL190. May be substituted for CYL190 when higher starting seat height is required
CYL300	8"	Stool cylinder with 2" lower starting seat height than stools with CYL360. Typically seat height starts at 19" so chair may be pushed under some desks. use for workstations up to 36 inches high
CYL360	10"	Stool cylinder with 2" higher starting seat height than stools with CYL300. Generally seat height starts at 21" and chair will not fit under most desks. use for workstations up to 42 inches high
CYLTHSPD	2.5"	Cylinder with a threaded spindle rather than a gas lift. For applications where client prefers the seat height set and not easily changed, such as a conference room
CYL-ARH	5"	Self height and forward position return. For use with jury base option

BIFMA

Ultimate test for fit (UTFF)

Ergonomics - The Work Chair

The Business and Institutional Furniture Manufacturer's Association (BIFMA) has developed the following guidelines for UTFF. Parenthetical numbers following each item indicate corresponding subdivisions in the guidelines.

Seat Height (7.1)

Users should be able to sit with their feet comfortably on the floor or footrest without undue pressure on the underside of the thighs. The thigh-to-torso angle should not be less than 90°.

Seat Depth (7.2)

Users should be able to sit in the chair without undue pressure against the back of the knees, their back properly supported by the backrest and with adequate buttock and thigh support.

Seat Width (7.3)

The seat should be wider than the hip breadth of the user with allowance for movement and clothing. The seat width should not limit the ability to use the armrests comfortably.

Seat Pan Angle (7.4)

This should allow users to support their feet on the floor or footrest. They should not cause the user's torso-to-thigh angle to be less than 90°. Forward seat pan angles should not cause users to shift excessive weight to their feet or experience the sensation of sliding out of the chair.

Back Support (7.5)

Seat Backrest Height (7.5.1)

All backrests should provide adequate support and buttocks clearance. For tasks requiring upper body mobility, the backrest should not interfere with the user's movement. For users who prefer reclining postures or greater upper back support, the back height should provide support for the shoulder blades.

Backrest Width (7.5.2)

The width of the backrest should provide adequate support for the curvature of the user's back without causing localized pressure points.

Lumbar Support (7.5.3)

The height and shape of the lumbar should coincide with the lumbar curve ("the small") of the user's back. The support should be firm, but not cause localized pressure points.

Movements of the Seat Pan and Back Support (7.6)

The user should be able to sit in a position where the torso-to-thigh angle is equal to or greater than 90°. The seat and backrest angles should accommodate the varying postures assumed by the user throughout the day.

Arm Support (7.7)

Armrest Height (7.7.1)

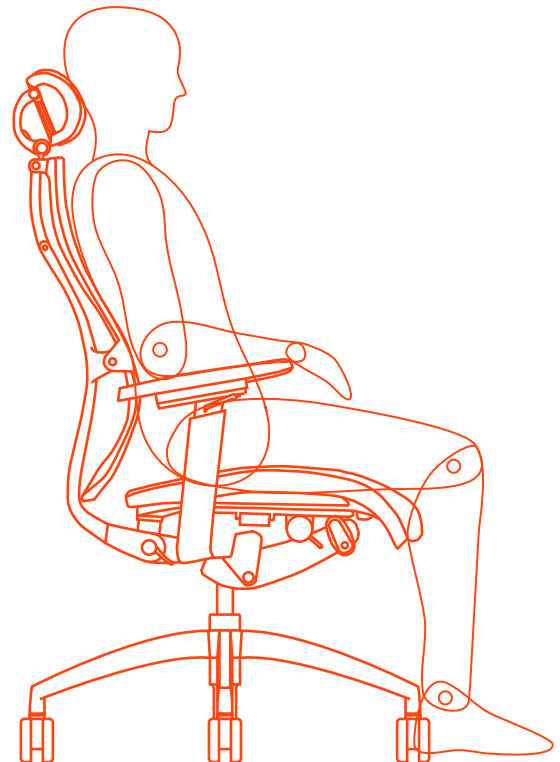
This should allow users to sit in a variety of postures while supporting their forearms and/or elbows in a manner that avoids lifting the shoulders (armrests too high) or leaning to the side to reach the armrest (armrests too low). The armrest height should allow accessibility to, and performance of, tasks.

Armrest Length (7.7.2)

The length of the armrest should allow users to sit close enough to the work surface to perform their tasks while maintaining contact with the backrest.

Inside Distance Between Armrests (7.7.3)

Armrests should allow users to sit in a variety of postures while supporting their forearms in a manner that avoids lifting the shoulders and/or excessive outward positioning of the elbows. Armrests should allow accessibility to, and performance of, tasks. The inside distance between the armrests should allow the user to enter and exit the chair easily. The hips should comfortably fit between the armrests or supports.



care and maintenance

- Insure the gas cylinder is inserted into the control firmly. Improper connection may cause wobbling.
- Choose correct casters for different floor surfaces. We suggest choosing hard floor casters for tile or concrete surfaces.
- For drafting stool use, we recommend self-locking casters for hard floors. See Caster Selection Guide for more details.
- Do not stand on footring
- Do not sit on any part of the chair except the seat; Do not sit on arms or backrest
- To avoid chair collapse do not remove knobs or screws.
- Properly dispose of packing materials. Do not use plastic as head covering. It may cause suffocation.
- If any parts are missing, broken, damaged or worn, do not use the chair until repairs are made using factory-authorized parts.
- Do not attempt to make any alterations to chair.
- Do not use chair on uneven floor surfaces.
- Do not drape coats or sweaters on back of chairs with casters. Hanging fabric may suddenly stop casters from rolling.
- Do not use excessive speed when moving the chair with casters while seated.
- Do not over exert the functions of a chair which are only to be used under normal conditions
- Do not stand on and/or use this chair as a stepladder. Use this product only for seating one person at a time
- Do not use this chair unless all bolts, screws and knobs are firmly secured

Check the following at 4 month intervals

- All exposed fasteners should be checked and any loose fasteners tightened. Use appropriate tools. Replace any fasteners that appear to be damaged in any way
- The chair mechanism should be checked for any looseness, excessive wear or signs of damage. Immediately remove the chair from service if any damage or failure is found.
- The base and casters should be checked for any signs of excessive wear for failure. Immediately replace any parts that show such wear or failure.



notes





notes

A large area of the page is covered by a grid of small dots, intended for taking notes.



FREIGHT MINIMUMS

- Free freight for all orders of 5 or more chairs
- \$15 per chair for all orders of 4 chairs or less



3211 Jack Northrop Avenue
 Hawthorne, CA 90250
 Tel: (310) 220-2500
 Fax: (310) 220-2501
 www.9to5seating.com



Contract Holder
 Contract GS-28F-0013X