

# agent

lending comfort, durability, and value to every project

## LOW-BACK

GSA SIN # 711-18

- Task, conference and stool seating
- Ratchet back height adjustment on P1, R1, M1 and Y2 models
- Warranted to 300 lbs.
- CAL TB 133 Fire Code approved



### CREATING AGENT MODEL NUMBER

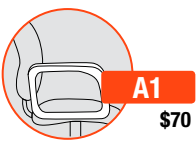

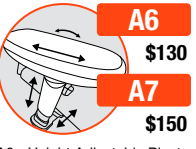







MODEL NUMBER CONTROL ARMS GRADE BASE CASTERS PACKAGING OPTIONS

1 4 2 5 - [ ] [ ] - A [ ] [ ] - [ ] [ ] - B A 1 B - C [ ] [ ] [ ] [ ] - [ ] [ ] [ ] [ ]

\* FOR ARMLESS CODE USE A00 \*\* BASE AND CASTER MODEL NUMBERS ARE LEFT BLANK THEN STANDARD OPTION WILL BE ASSUMED

### PACKAGING NOTES

CODE	DESCRIPTION	LIST UPCHARGE
AB	ASSEMBLED IN BAG	\$0
PAC	PARTIALLY ASSEMBLED IN CARTON	\$0
BAC	BACK ASSEMBLED IN CARTON	\$40

MODEL	CONTROL	DESCRIPTION	ARM	FABRIC/LEATHER							FEATURES	DIMENSIONS	ARM OPTIONS	CASTER OPTIONS
				A/COM	B	C	D	E	F	G				
1425	B2	<b>BASIC TASK</b> Our basic control has simple adjustments. Ideal for clerical, casual meetings and general office use	ARMLESS	280	305	330	360	395	435	475	<ul style="list-style-type: none"> <li>• 360-degree swivel</li> <li>• Pneumatic seat height adjustment</li> <li>• No seat and back tilt</li> <li>• Adjustable back depth</li> </ul>	<b>WIDTH:</b> 27 <b>DEPTH:</b> 26.5 <b>HEIGHT:</b> 31.5-36.0 <b>SEAT WIDTH:</b> 19.5 <b>SEAT DEPTH:</b> 15.5 <b>SEAT HEIGHT:</b> 17.5-22.0 <b>BACK WIDTH:</b> 16.5 <b>BACK HEIGHT:</b> 16.5 <b>COM:</b> 0.8 YDS <b>WEIGHT:</b> 33.0 LB	 <b>A1</b> \$70 Soft Touch Loop Arm	 <b>C1</b> STD 50mm Hooded Casters
			A1	350	375	400	430	465	505	545				
			A4	355	380	405	435	470	510	550				
			A5	375	400	425	455	490	530	570				
			A6	410	435	460	490	525	565	605				
			A7	430	455	480	510	545	585	625				
			A16	380	405	430	460	495	535	575				
			A36	385	410	435	465	500	540	580				
A37	405	430	455	485	520	560	600							
1425	S2	<b>SWIVEL TILT</b> Use for a variety of general office seating, including private office and conference room seating	ARMLESS	325	350	375	405	440	480	520	<ul style="list-style-type: none"> <li>• Pneumatic seat height adjustment</li> <li>• Tilt tension control</li> <li>• Seat and back tilt as a unit</li> <li>• Upright position tilt lock</li> <li>• 360-degree swivel</li> <li>• Adjustable back depth</li> </ul>	<b>WIDTH:</b> 27.0 <b>DEPTH:</b> 26.5 <b>HEIGHT:</b> 31.5-36.0 <b>SEAT WIDTH:</b> 19.5 <b>SEAT DEPTH:</b> 15.5 <b>SEAT HEIGHT:</b> 17.5-22.0 <b>BACK WIDTH:</b> 16.5 <b>BACK HEIGHT:</b> 16.5 <b>COM:</b> 0.8 YDS <b>WEIGHT:</b> 35.0 LB	 <b>A6</b> \$130  <b>A7</b> \$150 A6 - Height Adjustable Pivot Slide Arm A7 - Height/Width Adjustable Pivot Slide Arm	 <b>C1S</b> \$35 50mm Hooded Hard Floor Casters
			A1	395	420	445	475	510	550	590				
			A4	400	425	450	480	515	555	595				
			A5	420	445	470	500	535	575	615				
			A6	455	480	505	535	570	610	650				
			A7	475	500	525	555	590	630	670				
			A16	425	450	475	505	540	580	620				
			A36	430	455	480	510	545	585	625				
A37	450	475	500	530	565	605	645							
				<b>SEAT SLIDER (SS) - ADD \$60</b>										
1425	P1	<b>POSTURE BACK</b> The articulating back provides proper support for moderate tasking applications	ARMLESS	365	390	415	445	480	520	560	<ul style="list-style-type: none"> <li>• Pneumatic seat height adjustment</li> <li>• Infinite back angle adj. with free float</li> <li>• Back tilt adjustment</li> <li>• Ratchet back height lumbar adjustment</li> </ul>	<b>WIDTH:</b> 27.0 <b>DEPTH:</b> 26.5 <b>HEIGHT:</b> 31.5-39.0 <b>SEAT WIDTH:</b> 19.5 <b>SEAT DEPTH:</b> 15.5 <b>SEAT HEIGHT:</b> 17.5-22.0 <b>BACK WIDTH:</b> 16.5 <b>BACK HEIGHT:</b> 16.5-19.5 <b>COM:</b> 0.8 YDS <b>WEIGHT:</b> 37.0 LB	 <b>BA1B</b> STD 26" Nylon Base - Black	
			A1	435	460	485	515	550	590	630				
			A4	440	465	490	520	555	595	635				
			A5	460	485	510	540	575	615	655				
			A6	495	520	545	575	610	650	690				
			A7	515	540	565	595	630	670	710				
			A16	465	490	515	545	580	620	660				
			A36	470	495	520	550	585	625	665				
A37	490	515	540	570	605	645	685							
				<b>SEAT SLIDER (SS) - ADD \$60</b>										
1425	R1	<b>ROCKING TILT</b> For managerial and task applications. Similar to a swivel tilt control, with the added comfort of infinite back angle and tilt adjustment	ARMLESS	375	400	425	455	490	530	570	<ul style="list-style-type: none"> <li>• Pneumatic seat height adjustment</li> <li>• Tilt tension control</li> <li>• Seat and back tilt as a unit</li> <li>• Floating seat position tilt lock</li> <li>• Infinite back angle adj. w/ free float</li> <li>• Ratchet back height lumbar adjustment</li> </ul>	<b>WIDTH:</b> 27.0 <b>DEPTH:</b> 26.5 <b>HEIGHT:</b> 31.5-36.0 <b>SEAT WIDTH:</b> 19.5 <b>SEAT DEPTH:</b> 15.5 <b>SEAT HEIGHT:</b> 17.5-22.0 <b>BACK WIDTH:</b> 16.5 <b>BACK HEIGHT:</b> 16.5-19.5 <b>COM:</b> 0.8 YDS <b>WEIGHT:</b> 33.0 LB	 <b>EF1</b> \$30 1" Extra Foam on Seat	 <b>MF1</b> \$50 1" Visco Elastic Memory Foam on Seat
			A1	445	470	495	525	560	600	640				
			A4	450	475	500	530	565	605	645				
			A5	470	495	520	550	585	625	665				
			A6	505	530	555	585	620	660	700				
			A7	525	550	575	605	640	680	720				
			A16	475	500	525	555	590	630	670				
			A36	480	505	530	560	595	635	675				
A37	500	525	550	580	615	655	695							
				<b>SEAT SLIDER (SS) - ADD \$60</b>							 <b>SS</b> \$60 Seat Slider 2.5" Side Paddle Activated (Standard with Y2 Control)			
												 <b>BT</b> \$15 Replace Knob with Bolt (for B2 or S2 Controls ONLY)		

# agent

lending comfort, durability, and value to every project

## LOW-BACK

GSA SIN # 711-18

- Task, conference and stool seating
- Ratchet back height adjustment on P1, R1, M1 and Y2 models
- Warranted to 300 lbs.
- CAL TB 133 Fire Code approved



### CREATING AGENT MODEL NUMBER

MODEL NUMBER CONTROL ARMS GRADE BASE CASTERS PACKAGING OPTIONS

1 4 2 5 - [ ] [ ] - A [ ] [ ] - B A 1 B - C [ ] [ ] [ ] [ ] [ ] [ ] [ ] [ ]

\* FOR ARMLESS CODE USE A00 \*\* IF BASE AND CASTER MODEL NUMBERS ARE LEFT BLANK THEN STANDARD OPTION WILL BE ASSUMED

### PACKAGING NOTES

CODE	DESCRIPTION	LIST UPCHARGE
AB	ASSEMBLED IN BAG	\$0
PAC	PARTIALLY ASSEMBLED IN CARTON	\$0
BAC	BACK ASSEMBLED IN CARTON	\$40

MODEL	CONTROL	DESCRIPTION	ARM	FABRIC/LEATHER	FEATURES	DIMENSIONS	ARM OPTIONS	CASTER OPTIONS																																																																								
1425	M1	<b>MULTI-FUNCTION</b> Fully articulating seat and back for the highest level of ergonomic needs. Forward seat pitch adjustment from 0 to 6 degrees	<table border="1"> <tr><td>ARMLESS</td><td>425</td><td>450</td><td>475</td><td>505</td><td>540</td><td>580</td><td>620</td></tr> <tr><td>A1</td><td>495</td><td>520</td><td>545</td><td>575</td><td>610</td><td>650</td><td>690</td></tr> <tr><td>A4</td><td>500</td><td>525</td><td>550</td><td>580</td><td>615</td><td>655</td><td>695</td></tr> <tr><td>A5</td><td>520</td><td>545</td><td>570</td><td>600</td><td>635</td><td>675</td><td>715</td></tr> <tr><td>A6</td><td>555</td><td>580</td><td>605</td><td>635</td><td>670</td><td>710</td><td>750</td></tr> <tr><td>A7</td><td>575</td><td>600</td><td>625</td><td>655</td><td>690</td><td>730</td><td>770</td></tr> <tr><td>A16</td><td>525</td><td>550</td><td>575</td><td>605</td><td>640</td><td>680</td><td>720</td></tr> <tr><td>A36</td><td>530</td><td>555</td><td>580</td><td>610</td><td>645</td><td>685</td><td>725</td></tr> <tr><td>A37</td><td>550</td><td>575</td><td>600</td><td>630</td><td>665</td><td>705</td><td>745</td></tr> </table>	ARMLESS	425	450	475	505	540	580	620	A1	495	520	545	575	610	650	690	A4	500	525	550	580	615	655	695	A5	520	545	570	600	635	675	715	A6	555	580	605	635	670	710	750	A7	575	600	625	655	690	730	770	A16	525	550	575	605	640	680	720	A36	530	555	580	610	645	685	725	A37	550	575	600	630	665	705	745	<ul style="list-style-type: none"> <li>• Pneumatic seat height adjustment</li> <li>• Tilt tension control</li> <li>• Seat and back tilt as a unit</li> <li>• Floating seat position tilt lock</li> <li>• Infinite back angle adj. w/ free float</li> <li>• Seat pivots from 0° to 6° forward</li> <li>• Ratchet back height lumbar adjustment</li> </ul>	<b>WIDTH:</b> 27.0 <b>DEPTH:</b> 26.5 <b>HEIGHT:</b> 31.5-36.0 <b>SEAT WIDTH:</b> 19.5 <b>SEAT DEPTH:</b> 15.5 <b>SEAT HEIGHT:</b> 19.0-23.5 <b>BACK WIDTH:</b> 16.5 <b>BACK HEIGHT:</b> 16.5-19.5 <b>COM:</b> 0.8 YDS <b>WEIGHT:</b> 43.0 LB	<b>A1</b> \$70 Soft Touch Loop Arm <b>A4</b> \$75 <b>A5</b> \$95 A4 - Height Adjustable Arm A5 - Height/Width Adjustable Arm <b>A6</b> \$130 <b>A7</b> \$150 A6 - Height Adjustable Pivot Slide Arm A7 - Height/Width Adjustable Pivot Slide Arm <b>A36</b> \$105 <b>A37</b> \$125 Height Adjustable Pivot/Slide Arm Height/Width Adjustable Pivot/Slide Arm	<b>C1</b> STD 50mm Hooded Casters <b>C1S</b> \$35 50mm Hooded Hard Floor Casters <b>C2S</b> \$35 50mm Hooded Self-Locking Hard Floor Casters	
ARMLESS	425	450	475	505	540	580	620																																																																									
A1	495	520	545	575	610	650	690																																																																									
A4	500	525	550	580	615	655	695																																																																									
A5	520	545	570	600	635	675	715																																																																									
A6	555	580	605	635	670	710	750																																																																									
A7	575	600	625	655	690	730	770																																																																									
A16	525	550	575	605	640	680	720																																																																									
A36	530	555	580	610	645	685	725																																																																									
A37	550	575	600	630	665	705	745																																																																									
				<b>SEAT SLIDER (SS) - ADD \$60</b>																																																																												
1425	Y2-SS	<b>HEAVY DUTY SYNCHRO</b> Use for general office, task or management	<table border="1"> <tr><td>ARMLESS</td><td>465</td><td>490</td><td>515</td><td>545</td><td>580</td><td>620</td><td>660</td></tr> <tr><td>A1</td><td>535</td><td>560</td><td>585</td><td>615</td><td>650</td><td>690</td><td>730</td></tr> <tr><td>A4</td><td>540</td><td>565</td><td>590</td><td>620</td><td>655</td><td>695</td><td>735</td></tr> <tr><td>A5</td><td>560</td><td>585</td><td>610</td><td>640</td><td>675</td><td>715</td><td>755</td></tr> <tr><td>A6</td><td>595</td><td>620</td><td>645</td><td>675</td><td>710</td><td>750</td><td>790</td></tr> <tr><td>A7</td><td>615</td><td>640</td><td>665</td><td>695</td><td>730</td><td>770</td><td>810</td></tr> <tr><td>A16</td><td>565</td><td>590</td><td>615</td><td>645</td><td>680</td><td>720</td><td>760</td></tr> <tr><td>A36</td><td>570</td><td>595</td><td>620</td><td>650</td><td>685</td><td>725</td><td>765</td></tr> <tr><td>A37</td><td>590</td><td>615</td><td>640</td><td>670</td><td>705</td><td>745</td><td>785</td></tr> </table>	ARMLESS	465	490	515	545	580	620	660	A1	535	560	585	615	650	690	730	A4	540	565	590	620	655	695	735	A5	560	585	610	640	675	715	755	A6	595	620	645	675	710	750	790	A7	615	640	665	695	730	770	810	A16	565	590	615	645	680	720	760	A36	570	595	620	650	685	725	765	A37	590	615	640	670	705	745	785	<ul style="list-style-type: none"> <li>• Pneumatic seat height adjustment</li> <li>• Side tilt tension control</li> <li>• Back and seat tilt in 2:1 ratio</li> <li>• 4 locking positions</li> <li>• Safety tilt release</li> <li>• Ratchet back height lumbar adjustment</li> <li>• Seat slider standard</li> </ul>	<b>WIDTH:</b> 27.0 <b>DEPTH:</b> 26.5 <b>HEIGHT:</b> 31.5-36.0 <b>SEAT WIDTH:</b> 19.5 <b>SEAT DEPTH:</b> 15.5 <b>SEAT HEIGHT:</b> 19.0-23.5 <b>BACK WIDTH:</b> 16.5 <b>BACK HEIGHT:</b> 16.5-19.5 <b>COM:</b> 0.8 YDS <b>WEIGHT:</b> 35.0 LB	<b>BA1B</b> STD 26" Nylon Base - Black	<b>EF1</b> \$30 1" Extra Foam on Seat <b>MF1</b> \$50 1" Visco Elastic Memory Foam on Seat <b>SS</b> \$60 Seat Slider 2.5" Side Paddle Activated (Standard with Y2 Control) <b>BT</b> \$15 Replace Knob with Bolt (for B2 or S2 Controls ONLY)	<b>SEAT SLIDER (SS) - STANDARD</b>
ARMLESS	465	490	515	545	580	620	660																																																																									
A1	535	560	585	615	650	690	730																																																																									
A4	540	565	590	620	655	695	735																																																																									
A5	560	585	610	640	675	715	755																																																																									
A6	595	620	645	675	710	750	790																																																																									
A7	615	640	665	695	730	770	810																																																																									
A16	565	590	615	645	680	720	760																																																																									
A36	570	595	620	650	685	725	765																																																																									
A37	590	615	640	670	705	745	785																																																																									

# agent

lending comfort, durability, and value to every project

## LOW-BACK STOOL

GSA SIN # 711-18

- Task, conference and stool seating
- Ratchet back height adjustment on P1, R1, M1 and Y2 models
- Warranted to 300 lbs.
- CAL TB 133 Fire Code approved



### CREATING AGENT MODEL NUMBER

MODEL NUMBER	CONTROL	ARMS	GRADE	BASE	CASTERS	PACKAGING	OPTIONS
142		A		BA1B	C		

\* FOR ARMLESS CODE USE A00      \*IF BASE AND CASTER MODEL NUMBERS ARE LEFT BLANK THEN STANDARD OPTION WILL BE ASSUMED

### PACKAGING NOTES

CODE	DESCRIPTION	LIST UPCHARGE
AB	ASSEMBLED IN BAG	\$0
PAC	PARTIALLY ASSEMBLED IN CARTON	\$0
BAC	BACK ASSEMBLED IN CARTON	\$40

MODEL	CONTROL	DESCRIPTION	ARM	FABRIC/LEATHER	FEATURES	DIMENSIONS	ARM OPTIONS	CASTER OPTIONS																																																																						
1426	B2	<b>10" STOOL BASIC TASK</b> Use for work surfaces up to 42 inches high	ARMLESS A1 A4 A5 A6 A7 A16 A36 A37	<table border="1"> <thead> <tr> <th>A/COM</th> <th>B</th> <th>C</th> <th>D</th> <th>E</th> <th>F</th> <th>G</th> </tr> </thead> <tbody> <tr><td>405</td><td>430</td><td>455</td><td>485</td><td>520</td><td>560</td><td>600</td></tr> <tr><td>475</td><td>500</td><td>525</td><td>555</td><td>590</td><td>630</td><td>670</td></tr> <tr><td>480</td><td>505</td><td>530</td><td>560</td><td>595</td><td>635</td><td>675</td></tr> <tr><td>500</td><td>525</td><td>550</td><td>580</td><td>615</td><td>655</td><td>695</td></tr> <tr><td>535</td><td>560</td><td>585</td><td>615</td><td>650</td><td>690</td><td>730</td></tr> <tr><td>555</td><td>580</td><td>605</td><td>635</td><td>670</td><td>710</td><td>750</td></tr> <tr><td>505</td><td>530</td><td>555</td><td>585</td><td>620</td><td>660</td><td>700</td></tr> <tr><td>510</td><td>535</td><td>560</td><td>590</td><td>625</td><td>665</td><td>705</td></tr> <tr><td>530</td><td>555</td><td>580</td><td>610</td><td>645</td><td>685</td><td>725</td></tr> </tbody> </table>	A/COM	B	C	D	E	F	G	405	430	455	485	520	560	600	475	500	525	555	590	630	670	480	505	530	560	595	635	675	500	525	550	580	615	655	695	535	560	585	615	650	690	730	555	580	605	635	670	710	750	505	530	555	585	620	660	700	510	535	560	590	625	665	705	530	555	580	610	645	685	725	<ul style="list-style-type: none"> <li>• 360-degree swivel</li> <li>• Pneumatic seat height adjustment</li> <li>• Adjustable back depth</li> <li>• No seat and back tilt</li> <li>• Height adjustable footring</li> </ul>	<b>WIDTH:</b> 27.0 <b>DEPTH:</b> 26.5 <b>HEIGHT:</b> 40.5-50.5 <b>SEAT WIDTH:</b> 19.5 <b>SEAT DEPTH:</b> 15.5 <b>SEAT HEIGHT:</b> 26.5-36.5 <b>BACK WIDTH:</b> 16.5 <b>BACK HEIGHT:</b> 16.5 <b>COM:</b> 0.8 YDS <b>WEIGHT:</b> 38.0 LB	<b>A1</b> \$70 Soft Touch Loop Arm <b>A4</b> \$75 <b>A5</b> \$95 A4 - Height Adjustable Arm A5 - Height/Width Adjustable Arm <b>A6</b> \$130 <b>A7</b> \$150 A6 - Height Adjustable Pivot Slide Arm A7 - Height/Width Adjustable Pivot Slide Arm <b>A36</b> \$105 Height Adjustable Pivot/Slide Arm <b>A37</b> \$125 Height/Width Adjustable Pivot/Slide Arm	<b>C1</b> STD 50mm Hooded Casters <b>C1S</b> \$35 50mm Hooded Hard Floor Casters <b>C2S</b> \$35 50mm Hooded Self-Locking Hard Floor Casters
A/COM	B	C	D	E	F	G																																																																								
405	430	455	485	520	560	600																																																																								
475	500	525	555	590	630	670																																																																								
480	505	530	560	595	635	675																																																																								
500	525	550	580	615	655	695																																																																								
535	560	585	615	650	690	730																																																																								
555	580	605	635	670	710	750																																																																								
505	530	555	585	620	660	700																																																																								
510	535	560	590	625	665	705																																																																								
530	555	580	610	645	685	725																																																																								
				SEAT SLIDER (SS) - NOT AVAILABLE																																																																										
1426	P1	<b>10" STOOL POSTURE BACK</b> Use for work surfaces up to 42 inches high	ARMLESS A1 A4 A5 A6 A7 A16 A36 A37	<table border="1"> <thead> <tr> <th>A/COM</th> <th>B</th> <th>C</th> <th>D</th> <th>E</th> <th>F</th> <th>G</th> </tr> </thead> <tbody> <tr><td>490</td><td>515</td><td>540</td><td>570</td><td>605</td><td>645</td><td>685</td></tr> <tr><td>560</td><td>585</td><td>610</td><td>640</td><td>675</td><td>715</td><td>755</td></tr> <tr><td>565</td><td>590</td><td>615</td><td>645</td><td>680</td><td>720</td><td>760</td></tr> <tr><td>585</td><td>610</td><td>635</td><td>665</td><td>700</td><td>740</td><td>780</td></tr> <tr><td>620</td><td>645</td><td>670</td><td>700</td><td>735</td><td>775</td><td>815</td></tr> <tr><td>640</td><td>665</td><td>690</td><td>720</td><td>755</td><td>795</td><td>835</td></tr> <tr><td>590</td><td>615</td><td>640</td><td>670</td><td>705</td><td>745</td><td>785</td></tr> <tr><td>595</td><td>620</td><td>645</td><td>675</td><td>710</td><td>750</td><td>790</td></tr> <tr><td>615</td><td>640</td><td>665</td><td>695</td><td>730</td><td>770</td><td>810</td></tr> </tbody> </table>	A/COM	B	C	D	E	F	G	490	515	540	570	605	645	685	560	585	610	640	675	715	755	565	590	615	645	680	720	760	585	610	635	665	700	740	780	620	645	670	700	735	775	815	640	665	690	720	755	795	835	590	615	640	670	705	745	785	595	620	645	675	710	750	790	615	640	665	695	730	770	810	<ul style="list-style-type: none"> <li>• Pneumatic seat height adjustment</li> <li>• Infinite back angle adjusts with free float</li> <li>• Ratchet back height lumbar adjustment</li> <li>• Height adjustable footring</li> </ul>	<b>WIDTH:</b> 27.0 <b>DEPTH:</b> 26.5 <b>HEIGHT:</b> 40.5-53.5 <b>SEAT WIDTH:</b> 19.5 <b>SEAT DEPTH:</b> 15.5 <b>SEAT HEIGHT:</b> 26.5-36.5 <b>BACK WIDTH:</b> 16.5 <b>BACK HEIGHT:</b> 16.5-19.5 <b>COM:</b> 0.8 YDS <b>WEIGHT:</b> 42.0 LB	<b>A6</b> \$130 <b>A7</b> \$150 A6 - Height Adjustable Pivot Slide Arm A7 - Height/Width Adjustable Pivot Slide Arm <b>A36</b> \$105 Height Adjustable Pivot/Slide Arm <b>A37</b> \$125 Height/Width Adjustable Pivot/Slide Arm	<b>C1S</b> \$35 50mm Hooded Hard Floor Casters <b>C2S</b> \$35 50mm Hooded Self-Locking Hard Floor Casters
A/COM	B	C	D	E	F	G																																																																								
490	515	540	570	605	645	685																																																																								
560	585	610	640	675	715	755																																																																								
565	590	615	645	680	720	760																																																																								
585	610	635	665	700	740	780																																																																								
620	645	670	700	735	775	815																																																																								
640	665	690	720	755	795	835																																																																								
590	615	640	670	705	745	785																																																																								
595	620	645	675	710	750	790																																																																								
615	640	665	695	730	770	810																																																																								
				SEAT SLIDER (SS) - NOT AVAILABLE																																																																										
1428	B2	<b>8" STOOL BASIC TASK</b> Use for work surfaces up to 36 inches high	ARMLESS A1 A4 A5 A6 A7 A16 A36 A37	<table border="1"> <thead> <tr> <th>A/COM</th> <th>B</th> <th>C</th> <th>D</th> <th>E</th> <th>F</th> <th>G</th> </tr> </thead> <tbody> <tr><td>405</td><td>430</td><td>455</td><td>485</td><td>520</td><td>560</td><td>600</td></tr> <tr><td>475</td><td>500</td><td>525</td><td>555</td><td>590</td><td>630</td><td>670</td></tr> <tr><td>480</td><td>505</td><td>530</td><td>560</td><td>595</td><td>635</td><td>675</td></tr> <tr><td>500</td><td>525</td><td>550</td><td>580</td><td>615</td><td>655</td><td>695</td></tr> <tr><td>535</td><td>560</td><td>585</td><td>615</td><td>650</td><td>690</td><td>730</td></tr> <tr><td>555</td><td>580</td><td>605</td><td>635</td><td>670</td><td>710</td><td>750</td></tr> <tr><td>505</td><td>530</td><td>555</td><td>585</td><td>620</td><td>660</td><td>700</td></tr> <tr><td>510</td><td>535</td><td>560</td><td>590</td><td>625</td><td>665</td><td>705</td></tr> <tr><td>530</td><td>555</td><td>580</td><td>610</td><td>645</td><td>685</td><td>725</td></tr> </tbody> </table>	A/COM	B	C	D	E	F	G	405	430	455	485	520	560	600	475	500	525	555	590	630	670	480	505	530	560	595	635	675	500	525	550	580	615	655	695	535	560	585	615	650	690	730	555	580	605	635	670	710	750	505	530	555	585	620	660	700	510	535	560	590	625	665	705	530	555	580	610	645	685	725	<ul style="list-style-type: none"> <li>• 360-degree swivel</li> <li>• Pneumatic seat height adjustment</li> <li>• Adjustable back depth</li> <li>• No seat and back tilt</li> <li>• Height adjustable footring</li> </ul>	<b>WIDTH:</b> 27.0 <b>DEPTH:</b> 26.5 <b>HEIGHT:</b> 35.0-43.0 <b>SEAT WIDTH:</b> 19.5 <b>SEAT DEPTH:</b> 15.5 <b>SEAT HEIGHT:</b> 21.5-29.5 <b>BACK WIDTH:</b> 16.5 <b>BACK HEIGHT:</b> 16.5 <b>COM:</b> 0.8 YDS <b>WEIGHT:</b> 37.0 LB	<b>BA1B</b> STD 26" Nylon Base - Black	
A/COM	B	C	D	E	F	G																																																																								
405	430	455	485	520	560	600																																																																								
475	500	525	555	590	630	670																																																																								
480	505	530	560	595	635	675																																																																								
500	525	550	580	615	655	695																																																																								
535	560	585	615	650	690	730																																																																								
555	580	605	635	670	710	750																																																																								
505	530	555	585	620	660	700																																																																								
510	535	560	590	625	665	705																																																																								
530	555	580	610	645	685	725																																																																								
				SEAT SLIDER (SS) - NOT AVAILABLE																																																																										
1428	P1	<b>8" STOOL POSTURE BACK</b> Use for work surfaces up to 36 inches high	ARMLESS A1 A4 A5 A6 A7 A16 A36 A37	<table border="1"> <thead> <tr> <th>A/COM</th> <th>B</th> <th>C</th> <th>D</th> <th>E</th> <th>F</th> <th>G</th> </tr> </thead> <tbody> <tr><td>490</td><td>515</td><td>540</td><td>570</td><td>605</td><td>645</td><td>685</td></tr> <tr><td>560</td><td>585</td><td>610</td><td>640</td><td>675</td><td>715</td><td>755</td></tr> <tr><td>565</td><td>590</td><td>615</td><td>645</td><td>680</td><td>720</td><td>760</td></tr> <tr><td>585</td><td>610</td><td>635</td><td>665</td><td>700</td><td>740</td><td>780</td></tr> <tr><td>620</td><td>645</td><td>670</td><td>700</td><td>735</td><td>775</td><td>815</td></tr> <tr><td>640</td><td>665</td><td>690</td><td>720</td><td>755</td><td>795</td><td>835</td></tr> <tr><td>590</td><td>615</td><td>640</td><td>670</td><td>705</td><td>745</td><td>785</td></tr> <tr><td>595</td><td>620</td><td>645</td><td>675</td><td>710</td><td>750</td><td>790</td></tr> <tr><td>615</td><td>640</td><td>665</td><td>695</td><td>730</td><td>770</td><td>810</td></tr> </tbody> </table>	A/COM	B	C	D	E	F	G	490	515	540	570	605	645	685	560	585	610	640	675	715	755	565	590	615	645	680	720	760	585	610	635	665	700	740	780	620	645	670	700	735	775	815	640	665	690	720	755	795	835	590	615	640	670	705	745	785	595	620	645	675	710	750	790	615	640	665	695	730	770	810	<ul style="list-style-type: none"> <li>• Pneumatic seat height adjustment</li> <li>• Infinite back angle adjusts with free float</li> <li>• Ratchet back height lumbar adjustment</li> <li>• Height adjustable footring</li> </ul>	<b>WIDTH:</b> 27.0 <b>DEPTH:</b> 26.5 <b>HEIGHT:</b> 35.0-43.0 <b>SEAT WIDTH:</b> 19.5 <b>SEAT DEPTH:</b> 15.5 <b>SEAT HEIGHT:</b> 21.5-29.5 <b>BACK WIDTH:</b> 16.5 <b>BACK HEIGHT:</b> 16.5-19.5 <b>COM:</b> 0.8 YDS <b>WEIGHT:</b> 41.0 LB	<b>EF1</b> \$30 1" Extra Foam on Seat <b>MF1</b> \$50 1" Visco Elastic Memory Foam on Seat <b>BT</b> \$15 Replace Knob with Bolt (for B2 or S2 Controls Only)	
A/COM	B	C	D	E	F	G																																																																								
490	515	540	570	605	645	685																																																																								
560	585	610	640	675	715	755																																																																								
565	590	615	645	680	720	760																																																																								
585	610	635	665	700	740	780																																																																								
620	645	670	700	735	775	815																																																																								
640	665	690	720	755	795	835																																																																								
590	615	640	670	705	745	785																																																																								
595	620	645	675	710	750	790																																																																								
615	640	665	695	730	770	810																																																																								
				SEAT SLIDER (SS) - NOT AVAILABLE																																																																										

# agent

lending comfort, durability, and value to every project

## MID-BACK

GSA SIN # 711-18

- Task, conference and stool seating
- Ratchet back height adjustment on P1, R1, M1 and Y2 models
- Warranted to 300 lbs.
- CAL TB 133 Fire Code approved



### CREATING AGENT MODEL NUMBER



### PACKAGING NOTES

CODE	DESCRIPTION	LIST UPCHARGE
AB	ASSEMBLED IN BAG	\$0
PAC	PARTIALLY ASSEMBLED IN CARTON	\$0
BAC	BACK ASSEMBLED IN CARTON	\$40

MODEL	CONTROL	DESCRIPTION	ARM	FABRIC/LEATHER	FEATURES	DIMENSIONS	ARM OPTIONS	CASTER OPTIONS																																																																						
1660	B2	<b>BASIC TASK</b> Our basic control has simple adjustments. Ideal for clerical, casual meetings and general office use	ARMLESS A1 A4 A5 A6 A7 A16 A36 A37	<table border="1"> <thead> <tr> <th>A/COM</th> <th>B</th> <th>C</th> <th>D</th> <th>E</th> <th>F</th> <th>G</th> </tr> </thead> <tbody> <tr><td>355</td><td>385</td><td>410</td><td>445</td><td>485</td><td>525</td><td>565</td></tr> <tr><td>425</td><td>455</td><td>480</td><td>515</td><td>555</td><td>595</td><td>635</td></tr> <tr><td>430</td><td>460</td><td>485</td><td>520</td><td>560</td><td>600</td><td>640</td></tr> <tr><td>450</td><td>480</td><td>505</td><td>540</td><td>580</td><td>620</td><td>660</td></tr> <tr><td>485</td><td>515</td><td>540</td><td>575</td><td>615</td><td>655</td><td>695</td></tr> <tr><td>505</td><td>535</td><td>560</td><td>595</td><td>635</td><td>675</td><td>715</td></tr> <tr><td>455</td><td>485</td><td>510</td><td>545</td><td>585</td><td>625</td><td>665</td></tr> <tr><td>460</td><td>490</td><td>515</td><td>550</td><td>590</td><td>630</td><td>670</td></tr> <tr><td>480</td><td>510</td><td>535</td><td>570</td><td>610</td><td>650</td><td>690</td></tr> </tbody> </table>	A/COM	B	C	D	E	F	G	355	385	410	445	485	525	565	425	455	480	515	555	595	635	430	460	485	520	560	600	640	450	480	505	540	580	620	660	485	515	540	575	615	655	695	505	535	560	595	635	675	715	455	485	510	545	585	625	665	460	490	515	550	590	630	670	480	510	535	570	610	650	690	<ul style="list-style-type: none"> <li>• 360-degree swivel</li> <li>• Pneumatic seat height adjustment</li> <li>• No back and seat tilt</li> <li>• Adjustable back depth</li> </ul>	<b>WIDTH:</b> 26.5 <b>DEPTH:</b> 26.5 <b>HEIGHT:</b> 40.0-44.5 <b>SEAT WIDTH:</b> 22.0 <b>SEAT DEPTH:</b> 17.0 <b>SEAT HEIGHT:</b> 18.5-23.0 <b>BACK WIDTH:</b> 19.5 <b>BACK HEIGHT:</b> 23.0-26.0 <b>COM:</b> 0.9 YDS <b>WEIGHT:</b> 40.0 LB	<b>A1</b> \$70 Soft Touch Loop Arm <b>A4</b> \$75 <b>A5</b> \$95 A4 - Height Adjustable Arm A5 - Height/Width Adjustable Arm <b>A6</b> \$130 <b>A7</b> \$150 A6 - Height Adjustable Pivot Slide Arm A7 - Height/Width Adjustable Pivot Slide Arm <b>A36</b> \$105 <b>A37</b> \$125 Height Adjustable Pivot/Slide Arm Height/Width Adjustable Pivot/Slide Arm	<b>C1</b> STD 50mm Hooded Casters <b>C1S</b> \$35 50mm Hooded Hard Floor Casters <b>C2S</b> \$35 50mm Hooded Self-Locking Hard Floor Casters
A/COM	B	C	D	E	F	G																																																																								
355	385	410	445	485	525	565																																																																								
425	455	480	515	555	595	635																																																																								
430	460	485	520	560	600	640																																																																								
450	480	505	540	580	620	660																																																																								
485	515	540	575	615	655	695																																																																								
505	535	560	595	635	675	715																																																																								
455	485	510	545	585	625	665																																																																								
460	490	515	550	590	630	670																																																																								
480	510	535	570	610	650	690																																																																								
1660	S2	<b>SWIVEL TILT</b> Use for a variety of general office seating, including private office and conference room seating	ARMLESS A1 A4 A5 A6 A7 A16 A36 A37	<table border="1"> <thead> <tr> <th>A/COM</th> <th>B</th> <th>C</th> <th>D</th> <th>E</th> <th>F</th> <th>G</th> </tr> </thead> <tbody> <tr><td>400</td><td>430</td><td>455</td><td>490</td><td>530</td><td>570</td><td>610</td></tr> <tr><td>470</td><td>500</td><td>525</td><td>560</td><td>600</td><td>640</td><td>680</td></tr> <tr><td>475</td><td>505</td><td>530</td><td>565</td><td>605</td><td>645</td><td>685</td></tr> <tr><td>495</td><td>525</td><td>550</td><td>585</td><td>625</td><td>665</td><td>705</td></tr> <tr><td>530</td><td>560</td><td>585</td><td>620</td><td>660</td><td>700</td><td>740</td></tr> <tr><td>550</td><td>580</td><td>605</td><td>640</td><td>680</td><td>720</td><td>760</td></tr> <tr><td>500</td><td>530</td><td>555</td><td>590</td><td>630</td><td>670</td><td>710</td></tr> <tr><td>505</td><td>535</td><td>560</td><td>595</td><td>635</td><td>675</td><td>715</td></tr> <tr><td>525</td><td>555</td><td>580</td><td>615</td><td>655</td><td>695</td><td>735</td></tr> </tbody> </table>	A/COM	B	C	D	E	F	G	400	430	455	490	530	570	610	470	500	525	560	600	640	680	475	505	530	565	605	645	685	495	525	550	585	625	665	705	530	560	585	620	660	700	740	550	580	605	640	680	720	760	500	530	555	590	630	670	710	505	535	560	595	635	675	715	525	555	580	615	655	695	735	<ul style="list-style-type: none"> <li>• Pneumatic seat height adjustment</li> <li>• Tilt tension control</li> <li>• Seat and back tilt as a unit</li> <li>• 360-degree swivel</li> <li>• Upright position tilt lock</li> <li>• Adjustable back depth</li> </ul>	<b>WIDTH:</b> 26.5 <b>DEPTH:</b> 26.5 <b>HEIGHT:</b> 40.0-44.5 <b>SEAT WIDTH:</b> 22.0 <b>SEAT DEPTH:</b> 17.0 <b>SEAT HEIGHT:</b> 18.5-23.0 <b>BACK WIDTH:</b> 19.5 <b>BACK HEIGHT:</b> 23.0-26.0 <b>COM:</b> 0.9 YDS <b>WEIGHT:</b> 42.0 LB	<b>A6</b> \$130 <b>A7</b> \$150 A6 - Height Adjustable Pivot Slide Arm A7 - Height/Width Adjustable Pivot Slide Arm <b>A36</b> \$105 <b>A37</b> \$125 Height Adjustable Pivot/Slide Arm Height/Width Adjustable Pivot/Slide Arm	<b>C1S</b> \$35 50mm Hooded Hard Floor Casters <b>C2S</b> \$35 50mm Hooded Self-Locking Hard Floor Casters
A/COM	B	C	D	E	F	G																																																																								
400	430	455	490	530	570	610																																																																								
470	500	525	560	600	640	680																																																																								
475	505	530	565	605	645	685																																																																								
495	525	550	585	625	665	705																																																																								
530	560	585	620	660	700	740																																																																								
550	580	605	640	680	720	760																																																																								
500	530	555	590	630	670	710																																																																								
505	535	560	595	635	675	715																																																																								
525	555	580	615	655	695	735																																																																								
1660	P1	<b>POSTURE BACK</b> The articulating back provides proper support for moderate tasking applications	ARMLESS A1 A4 A5 A6 A7 A16 A36 A37	<table border="1"> <thead> <tr> <th>A/COM</th> <th>B</th> <th>C</th> <th>D</th> <th>E</th> <th>F</th> <th>G</th> </tr> </thead> <tbody> <tr><td>440</td><td>470</td><td>495</td><td>530</td><td>570</td><td>610</td><td>650</td></tr> <tr><td>510</td><td>540</td><td>565</td><td>600</td><td>640</td><td>680</td><td>720</td></tr> <tr><td>515</td><td>545</td><td>570</td><td>605</td><td>645</td><td>685</td><td>725</td></tr> <tr><td>535</td><td>565</td><td>590</td><td>625</td><td>665</td><td>705</td><td>745</td></tr> <tr><td>570</td><td>600</td><td>625</td><td>660</td><td>700</td><td>740</td><td>780</td></tr> <tr><td>590</td><td>620</td><td>645</td><td>680</td><td>720</td><td>760</td><td>800</td></tr> <tr><td>540</td><td>570</td><td>595</td><td>630</td><td>670</td><td>710</td><td>750</td></tr> <tr><td>545</td><td>575</td><td>600</td><td>635</td><td>675</td><td>715</td><td>755</td></tr> <tr><td>565</td><td>595</td><td>620</td><td>655</td><td>695</td><td>735</td><td>775</td></tr> </tbody> </table>	A/COM	B	C	D	E	F	G	440	470	495	530	570	610	650	510	540	565	600	640	680	720	515	545	570	605	645	685	725	535	565	590	625	665	705	745	570	600	625	660	700	740	780	590	620	645	680	720	760	800	540	570	595	630	670	710	750	545	575	600	635	675	715	755	565	595	620	655	695	735	775	<ul style="list-style-type: none"> <li>• Pneumatic seat height adjustment</li> <li>• Infinite back angle adj. with free float</li> <li>• Back tilt adjustment</li> <li>• Ratchet back height lumbar adjustment</li> </ul>	<b>WIDTH:</b> 26.5 <b>DEPTH:</b> 26.5 <b>HEIGHT:</b> 40.0-47.5 <b>SEAT WIDTH:</b> 22.0 <b>SEAT DEPTH:</b> 17.0 <b>SEAT HEIGHT:</b> 18.5-23.0 <b>BACK WIDTH:</b> 19.5 <b>BACK HEIGHT:</b> 23.0-26.0 <b>COM:</b> 0.9 YDS <b>WEIGHT:</b> 44.0 LB	<b>BA1B</b> STD 26" Nylon Base - Black	
A/COM	B	C	D	E	F	G																																																																								
440	470	495	530	570	610	650																																																																								
510	540	565	600	640	680	720																																																																								
515	545	570	605	645	685	725																																																																								
535	565	590	625	665	705	745																																																																								
570	600	625	660	700	740	780																																																																								
590	620	645	680	720	760	800																																																																								
540	570	595	630	670	710	750																																																																								
545	575	600	635	675	715	755																																																																								
565	595	620	655	695	735	775																																																																								
1660	R1	<b>ROCKING TILT</b> For managerial and task applications. Similar to a swivel tilt control, with the added comfort of infinite back angle and tilt adjustment	ARMLESS A1 A4 A5 A6 A7 A16 A36 A37	<table border="1"> <thead> <tr> <th>A/COM</th> <th>B</th> <th>C</th> <th>D</th> <th>E</th> <th>F</th> <th>G</th> </tr> </thead> <tbody> <tr><td>450</td><td>480</td><td>505</td><td>540</td><td>580</td><td>620</td><td>660</td></tr> <tr><td>520</td><td>550</td><td>575</td><td>610</td><td>650</td><td>690</td><td>730</td></tr> <tr><td>525</td><td>555</td><td>580</td><td>615</td><td>655</td><td>695</td><td>735</td></tr> <tr><td>545</td><td>575</td><td>600</td><td>635</td><td>675</td><td>715</td><td>755</td></tr> <tr><td>580</td><td>610</td><td>635</td><td>670</td><td>710</td><td>750</td><td>790</td></tr> <tr><td>600</td><td>630</td><td>655</td><td>690</td><td>730</td><td>770</td><td>810</td></tr> <tr><td>550</td><td>580</td><td>605</td><td>640</td><td>680</td><td>720</td><td>760</td></tr> <tr><td>555</td><td>585</td><td>610</td><td>645</td><td>685</td><td>725</td><td>765</td></tr> <tr><td>575</td><td>605</td><td>630</td><td>665</td><td>705</td><td>745</td><td>785</td></tr> </tbody> </table>	A/COM	B	C	D	E	F	G	450	480	505	540	580	620	660	520	550	575	610	650	690	730	525	555	580	615	655	695	735	545	575	600	635	675	715	755	580	610	635	670	710	750	790	600	630	655	690	730	770	810	550	580	605	640	680	720	760	555	585	610	645	685	725	765	575	605	630	665	705	745	785	<ul style="list-style-type: none"> <li>• Pneumatic seat height adjustment</li> <li>• Tilt tension control</li> <li>• Seat and back tilt as a unit</li> <li>• Floating seat position tilt lock</li> <li>• Infinite back angle adj. w/ free float</li> <li>• Ratchet back height lumbar adjustment</li> </ul>	<b>WIDTH:</b> 26.5 <b>DEPTH:</b> 26.5 <b>HEIGHT:</b> 40.0-47.5 <b>SEAT WIDTH:</b> 22.0 <b>SEAT DEPTH:</b> 16.0 <b>SEAT HEIGHT:</b> 18.5-23.0 <b>BACK WIDTH:</b> 19.5 <b>BACK HEIGHT:</b> 23.0-26.0 <b>COM:</b> 0.9 YDS <b>WEIGHT:</b> 46.0 LB	<b>EF1</b> \$30 1" Extra Foam on Seat <b>MF1</b> \$50 1" Visco Elastic Memory Foam on Seat <b>SS</b> \$60 Seat Slider 2.5" Side Paddle Activated (Standard with Y2 Control) <b>BT</b> \$15 Replace Knob with Bolt (for B2 or S2 Controls Only)	
A/COM	B	C	D	E	F	G																																																																								
450	480	505	540	580	620	660																																																																								
520	550	575	610	650	690	730																																																																								
525	555	580	615	655	695	735																																																																								
545	575	600	635	675	715	755																																																																								
580	610	635	670	710	750	790																																																																								
600	630	655	690	730	770	810																																																																								
550	580	605	640	680	720	760																																																																								
555	585	610	645	685	725	765																																																																								
575	605	630	665	705	745	785																																																																								

# agent

lending comfort, durability, and value to every project

## MID-BACK

GSA SIN # 711-18

- Task, conference and stool seating
- Ratchet back height adjustment on P1, R1, M1 and Y2 models
- Warranted to 300 lbs.
- CAL TB 133 Fire Code approved



### CREATING AGENT MODEL NUMBER



### PACKAGING NOTES

CODE	DESCRIPTION	LIST UPCHARGE
AB	ASSEMBLED IN BAG	\$0
PAC	PARTIALLY ASSEMBLED IN CARTON	\$0
BAC	BACK ASSEMBLED IN CARTON	\$40

MODEL	CONTROL	DESCRIPTION	ARM	FABRIC/LEATHER	FEATURES	DIMENSIONS	ARM OPTIONS	CASTER OPTIONS																																																																																																																																																								
1660	M1	<b>MULTI-FUNCTION</b> Fully articulating seat and back for the highest level of ergonomic needs. Forward seat pitch adjustment from 0 to 6 degrees	<table border="1"> <tr><td>ARMLESS</td><td>500</td><td>530</td><td>555</td><td>590</td><td>630</td><td>670</td><td>710</td></tr> <tr><td>A1</td><td>570</td><td>600</td><td>625</td><td>660</td><td>700</td><td>740</td><td>780</td></tr> <tr><td>A4</td><td>575</td><td>605</td><td>630</td><td>665</td><td>705</td><td>745</td><td>785</td></tr> <tr><td>A5</td><td>595</td><td>625</td><td>650</td><td>685</td><td>725</td><td>765</td><td>805</td></tr> <tr><td>A6</td><td>630</td><td>660</td><td>685</td><td>720</td><td>760</td><td>800</td><td>840</td></tr> <tr><td>A7</td><td>650</td><td>680</td><td>705</td><td>740</td><td>780</td><td>820</td><td>860</td></tr> <tr><td>A16</td><td>600</td><td>630</td><td>655</td><td>690</td><td>730</td><td>770</td><td>810</td></tr> <tr><td>A36</td><td>605</td><td>635</td><td>660</td><td>695</td><td>735</td><td>775</td><td>815</td></tr> <tr><td>A37</td><td>625</td><td>655</td><td>680</td><td>715</td><td>755</td><td>795</td><td>835</td></tr> </table>	ARMLESS	500	530	555	590	630	670	710	A1	570	600	625	660	700	740	780	A4	575	605	630	665	705	745	785	A5	595	625	650	685	725	765	805	A6	630	660	685	720	760	800	840	A7	650	680	705	740	780	820	860	A16	600	630	655	690	730	770	810	A36	605	635	660	695	735	775	815	A37	625	655	680	715	755	795	835	<table border="1"> <tr><td>A/COM</td><td>B</td><td>C</td><td>D</td><td>E</td><td>F</td><td>G</td><td></td></tr> <tr><td>500</td><td>530</td><td>555</td><td>590</td><td>630</td><td>670</td><td>710</td><td></td></tr> <tr><td>570</td><td>600</td><td>625</td><td>660</td><td>700</td><td>740</td><td>780</td><td></td></tr> <tr><td>575</td><td>605</td><td>630</td><td>665</td><td>705</td><td>745</td><td>785</td><td></td></tr> <tr><td>595</td><td>625</td><td>650</td><td>685</td><td>725</td><td>765</td><td>805</td><td></td></tr> <tr><td>630</td><td>660</td><td>685</td><td>720</td><td>760</td><td>800</td><td>840</td><td></td></tr> <tr><td>650</td><td>680</td><td>705</td><td>740</td><td>780</td><td>820</td><td>860</td><td></td></tr> <tr><td>600</td><td>630</td><td>655</td><td>690</td><td>730</td><td>770</td><td>810</td><td></td></tr> <tr><td>605</td><td>635</td><td>660</td><td>695</td><td>735</td><td>775</td><td>815</td><td></td></tr> <tr><td>625</td><td>655</td><td>680</td><td>715</td><td>755</td><td>795</td><td>835</td><td></td></tr> </table>	A/COM	B	C	D	E	F	G		500	530	555	590	630	670	710		570	600	625	660	700	740	780		575	605	630	665	705	745	785		595	625	650	685	725	765	805		630	660	685	720	760	800	840		650	680	705	740	780	820	860		600	630	655	690	730	770	810		605	635	660	695	735	775	815		625	655	680	715	755	795	835		<ul style="list-style-type: none"> <li>• Pneumatic seat height adjustment</li> <li>• Tilt tension control</li> <li>• Seat and back tilt as a unit</li> <li>• Floating seat position tilt lock</li> <li>• Infinite back angle adj. w/ free float</li> <li>• Seat pivots from 0° to 6° forward</li> <li>• Ratchet back height lumbar adjustment</li> </ul>	<p><b>WIDTH:</b> 26.5 <b>DEPTH:</b> 26.5 <b>HEIGHT:</b> 38.5-44.0 <b>SEAT WIDTH:</b> 22.0 <b>SEAT DEPTH:</b> 17.5-20.5 <b>SEAT HEIGHT:</b> 18.5-23.0 <b>BACK WIDTH:</b> 19.5 <b>BACK HEIGHT:</b> 23.0-26.0 <b>COM:</b> 0.9 YDS <b>WEIGHT:</b> 48.0 LB</p>	<p><b>A1</b> \$70 Soft Touch Loop Arm</p> <p><b>A4</b> \$75 <b>A5</b> \$95 A4 - Height Adjustable Arm A5 - Height/Width Adjustable Arm</p> <p><b>A6</b> \$130 <b>A7</b> \$150 A6 - Height Adjustable Pivot Slide Arm A7 - Height/Width Adjustable Pivot Slide Arm</p> <p><b>A36</b> \$105 Height Adjustable Pivot/Slide Arm</p> <p><b>A37</b> \$125 Height/Width Adjustable Pivot/Slide Arm</p>	<p><b>C1</b> STD 50mm Hooded Casters</p> <p><b>C1S</b> \$35 50mm Hooded Hard Floor Casters</p> <p><b>C2S</b> \$35 50mm Hooded Self-Locking Hard Floor Casters</p>
ARMLESS	500	530	555	590	630	670	710																																																																																																																																																									
A1	570	600	625	660	700	740	780																																																																																																																																																									
A4	575	605	630	665	705	745	785																																																																																																																																																									
A5	595	625	650	685	725	765	805																																																																																																																																																									
A6	630	660	685	720	760	800	840																																																																																																																																																									
A7	650	680	705	740	780	820	860																																																																																																																																																									
A16	600	630	655	690	730	770	810																																																																																																																																																									
A36	605	635	660	695	735	775	815																																																																																																																																																									
A37	625	655	680	715	755	795	835																																																																																																																																																									
A/COM	B	C	D	E	F	G																																																																																																																																																										
500	530	555	590	630	670	710																																																																																																																																																										
570	600	625	660	700	740	780																																																																																																																																																										
575	605	630	665	705	745	785																																																																																																																																																										
595	625	650	685	725	765	805																																																																																																																																																										
630	660	685	720	760	800	840																																																																																																																																																										
650	680	705	740	780	820	860																																																																																																																																																										
600	630	655	690	730	770	810																																																																																																																																																										
605	635	660	695	735	775	815																																																																																																																																																										
625	655	680	715	755	795	835																																																																																																																																																										
				<b>SEAT SLIDER (SS) - ADD \$60</b>																																																																																																																																																												
1660	Y2-SS	<b>HEAVY DUTY SYNCHRO</b> Use for general office, task or management	<table border="1"> <tr><td>ARMLESS</td><td>540</td><td>570</td><td>595</td><td>630</td><td>670</td><td>710</td><td>750</td></tr> <tr><td>A1</td><td>610</td><td>640</td><td>665</td><td>700</td><td>740</td><td>780</td><td>820</td></tr> <tr><td>A4</td><td>615</td><td>645</td><td>670</td><td>705</td><td>745</td><td>785</td><td>825</td></tr> <tr><td>A5</td><td>635</td><td>665</td><td>690</td><td>725</td><td>765</td><td>805</td><td>845</td></tr> <tr><td>A6</td><td>670</td><td>700</td><td>725</td><td>760</td><td>800</td><td>840</td><td>880</td></tr> <tr><td>A7</td><td>690</td><td>720</td><td>745</td><td>780</td><td>820</td><td>860</td><td>900</td></tr> <tr><td>A16</td><td>640</td><td>670</td><td>695</td><td>730</td><td>770</td><td>810</td><td>850</td></tr> <tr><td>A36</td><td>645</td><td>675</td><td>700</td><td>735</td><td>775</td><td>815</td><td>855</td></tr> <tr><td>A37</td><td>665</td><td>695</td><td>720</td><td>755</td><td>795</td><td>835</td><td>875</td></tr> </table>	ARMLESS	540	570	595	630	670	710	750	A1	610	640	665	700	740	780	820	A4	615	645	670	705	745	785	825	A5	635	665	690	725	765	805	845	A6	670	700	725	760	800	840	880	A7	690	720	745	780	820	860	900	A16	640	670	695	730	770	810	850	A36	645	675	700	735	775	815	855	A37	665	695	720	755	795	835	875	<table border="1"> <tr><td>A/COM</td><td>B</td><td>C</td><td>D</td><td>E</td><td>F</td><td>G</td><td></td></tr> <tr><td>540</td><td>570</td><td>595</td><td>630</td><td>670</td><td>710</td><td>750</td><td></td></tr> <tr><td>610</td><td>640</td><td>665</td><td>700</td><td>740</td><td>780</td><td>820</td><td></td></tr> <tr><td>615</td><td>645</td><td>670</td><td>705</td><td>745</td><td>785</td><td>825</td><td></td></tr> <tr><td>635</td><td>665</td><td>690</td><td>725</td><td>765</td><td>805</td><td>845</td><td></td></tr> <tr><td>670</td><td>700</td><td>725</td><td>760</td><td>800</td><td>840</td><td>880</td><td></td></tr> <tr><td>690</td><td>720</td><td>745</td><td>780</td><td>820</td><td>860</td><td>900</td><td></td></tr> <tr><td>640</td><td>670</td><td>695</td><td>730</td><td>770</td><td>810</td><td>850</td><td></td></tr> <tr><td>645</td><td>675</td><td>700</td><td>735</td><td>775</td><td>815</td><td>855</td><td></td></tr> <tr><td>665</td><td>695</td><td>720</td><td>755</td><td>795</td><td>835</td><td>875</td><td></td></tr> </table>	A/COM	B	C	D	E	F	G		540	570	595	630	670	710	750		610	640	665	700	740	780	820		615	645	670	705	745	785	825		635	665	690	725	765	805	845		670	700	725	760	800	840	880		690	720	745	780	820	860	900		640	670	695	730	770	810	850		645	675	700	735	775	815	855		665	695	720	755	795	835	875		<ul style="list-style-type: none"> <li>• Pneumatic seat height adjustment</li> <li>• Side tilt tension control</li> <li>• Back and seat tilt in 2:1 ratio</li> <li>• 4 locking positions</li> <li>• Safety tilt release</li> <li>• Ratchet back height lumbar adjustment</li> <li>• Seat slider standard</li> </ul>	<p><b>WIDTH:</b> 26.5 <b>DEPTH:</b> 26.5 <b>HEIGHT:</b> 38.5-44.0 <b>SEAT WIDTH:</b> 22.0 <b>SEAT DEPTH:</b> 17.5-20.5 <b>SEAT HEIGHT:</b> 18.5-21.5 <b>BACK WIDTH:</b> 19.5 <b>BACK HEIGHT:</b> 23.0-26.0 <b>COM:</b> 0.9 YDS <b>WEIGHT:</b> 48.0 LB</p>	<p><b>A6</b> \$130 <b>A7</b> \$150 A6 - Height Adjustable Pivot Slide Arm A7 - Height/Width Adjustable Pivot Slide Arm</p> <p><b>A36</b> \$105 Height Adjustable Pivot/Slide Arm</p> <p><b>A37</b> \$125 Height/Width Adjustable Pivot/Slide Arm</p>	<p><b>C1</b> STD 50mm Hooded Casters</p> <p><b>C1S</b> \$35 50mm Hooded Hard Floor Casters</p> <p><b>C2S</b> \$35 50mm Hooded Self-Locking Hard Floor Casters</p>
ARMLESS	540	570	595	630	670	710	750																																																																																																																																																									
A1	610	640	665	700	740	780	820																																																																																																																																																									
A4	615	645	670	705	745	785	825																																																																																																																																																									
A5	635	665	690	725	765	805	845																																																																																																																																																									
A6	670	700	725	760	800	840	880																																																																																																																																																									
A7	690	720	745	780	820	860	900																																																																																																																																																									
A16	640	670	695	730	770	810	850																																																																																																																																																									
A36	645	675	700	735	775	815	855																																																																																																																																																									
A37	665	695	720	755	795	835	875																																																																																																																																																									
A/COM	B	C	D	E	F	G																																																																																																																																																										
540	570	595	630	670	710	750																																																																																																																																																										
610	640	665	700	740	780	820																																																																																																																																																										
615	645	670	705	745	785	825																																																																																																																																																										
635	665	690	725	765	805	845																																																																																																																																																										
670	700	725	760	800	840	880																																																																																																																																																										
690	720	745	780	820	860	900																																																																																																																																																										
640	670	695	730	770	810	850																																																																																																																																																										
645	675	700	735	775	815	855																																																																																																																																																										
665	695	720	755	795	835	875																																																																																																																																																										
				<b>SEAT SLIDER (SS) - STANDARD</b>																																																																																																																																																												
1660	GT	<b>GUEST</b> Well suited for guest seating	<table border="1"> <tr><td>ARMLESS</td><td>335</td><td>365</td><td>390</td><td>425</td><td>465</td><td>505</td><td>545</td></tr> <tr><td>A1</td><td>405</td><td>435</td><td>460</td><td>495</td><td>535</td><td>575</td><td>615</td></tr> </table>	ARMLESS	335	365	390	425	465	505	545	A1	405	435	460	495	535	575	615	<table border="1"> <tr><td>A/COM</td><td>B</td><td>C</td><td>D</td><td>E</td><td>F</td><td>G</td><td></td></tr> <tr><td>335</td><td>365</td><td>390</td><td>425</td><td>465</td><td>505</td><td>545</td><td></td></tr> <tr><td>405</td><td>435</td><td>460</td><td>495</td><td>535</td><td>575</td><td>615</td><td></td></tr> </table>	A/COM	B	C	D	E	F	G		335	365	390	425	465	505	545		405	435	460	495	535	575	615		<ul style="list-style-type: none"> <li>• Cantilever base design</li> </ul>	<p><b>WIDTH:</b> 26.5 <b>DEPTH:</b> 26.5 <b>HEIGHT:</b> 40.0 <b>SEAT WIDTH:</b> 22.0 <b>SEAT DEPTH:</b> 17.0 <b>SEAT HEIGHT:</b> 18.5 <b>BACK WIDTH:</b> 19.5 <b>BACK HEIGHT:</b> 23.0 <b>COM:</b> 0.9 YDS <b>WEIGHT:</b> 42.0 LB</p>	<p><b>BA1B</b> STD 26" Nylon Base - Black</p>																																																																																																																	
ARMLESS	335	365	390	425	465	505	545																																																																																																																																																									
A1	405	435	460	495	535	575	615																																																																																																																																																									
A/COM	B	C	D	E	F	G																																																																																																																																																										
335	365	390	425	465	505	545																																																																																																																																																										
405	435	460	495	535	575	615																																																																																																																																																										
				<b>SHIPS PARTIALLY ASSEMBLED PAC OR AB</b>																																																																																																																																																												
								<p><b>EF1</b> \$30 1" Extra Foam on Seat</p> <p><b>MF1</b> \$50 1" Visco Elastic Memory Foam on Seat</p> <p><b>SS</b> \$60 Seat Slider 2.5" Side Paddle Activated (Standard with Y2 Control)</p> <p><b>BT</b> \$15 Replace Knob with Bolt (for B2 or S2 Controls Only)</p>																																																																																																																																																								

# agent

lending comfort, durability, and value to every project

## MID-BACK STOOL

GSA SIN # 711-18

- Task, conference and stool seating
- Ratchet back height adjustment on P1, R1, M1 and Y2 models
- Warranted to 300 lbs.
- CAL TB 133 Fire Code approved



### CREATING AGENT MODEL NUMBER

MODEL NUMBER CONTROL ARMS GRADE BASE CASTERS PACKAGING OPTIONS

1 6 [ ] [ ] - [ ] [ ] - A [ ] [ ] - [ ] [ ] - B A 1 B - C [ ] [ ] [ ] [ ] - [ ] [ ] [ ] [ ]

\* FOR ARMLESS CODE USE A00      \*IF BASE AND CASTER MODEL NUMBERS ARE LEFT BLANK THEN STANDARD OPTION WILL BE ASSUMED

### PACKAGING NOTES

CODE	DESCRIPTION	LIST UPCHARGE
AB	ASSEMBLED IN BAG	\$0
PAC	PARTIALLY ASSEMBLED IN CARTON	\$0
BAC	BACK ASSEMBLED IN CARTON	\$40

MODEL	CONTROL	DESCRIPTION	ARM	FABRIC/LEATHER	FEATURES	DIMENSIONS	ARM OPTIONS	CASTER OPTIONS																																																																						
1666	B2	<b>10" STOOL BASIC TASK</b> Use for work surfaces up to 42 inches high	ARMLESS A1 A4 A5 A6 A7 A16 A36 A37	<table border="1"> <thead> <tr> <th>A/COM</th> <th>B</th> <th>C</th> <th>D</th> <th>E</th> <th>F</th> <th>G</th> </tr> </thead> <tbody> <tr><td>480</td><td>510</td><td>535</td><td>570</td><td>610</td><td>650</td><td>690</td></tr> <tr><td>550</td><td>580</td><td>605</td><td>640</td><td>680</td><td>720</td><td>760</td></tr> <tr><td>555</td><td>585</td><td>610</td><td>645</td><td>685</td><td>725</td><td>765</td></tr> <tr><td>575</td><td>605</td><td>630</td><td>665</td><td>705</td><td>745</td><td>785</td></tr> <tr><td>610</td><td>640</td><td>665</td><td>700</td><td>740</td><td>780</td><td>820</td></tr> <tr><td>630</td><td>660</td><td>685</td><td>720</td><td>760</td><td>800</td><td>840</td></tr> <tr><td>580</td><td>610</td><td>635</td><td>670</td><td>710</td><td>750</td><td>790</td></tr> <tr><td>585</td><td>615</td><td>640</td><td>675</td><td>715</td><td>755</td><td>795</td></tr> <tr><td>605</td><td>635</td><td>660</td><td>695</td><td>735</td><td>775</td><td>815</td></tr> </tbody> </table>	A/COM	B	C	D	E	F	G	480	510	535	570	610	650	690	550	580	605	640	680	720	760	555	585	610	645	685	725	765	575	605	630	665	705	745	785	610	640	665	700	740	780	820	630	660	685	720	760	800	840	580	610	635	670	710	750	790	585	615	640	675	715	755	795	605	635	660	695	735	775	815	<ul style="list-style-type: none"> <li>• 360-degree swivel</li> <li>• Pneumatic seat height adjustment</li> <li>• No seat and back tilt</li> <li>• Adjustable back depth</li> <li>• Height adjustable footring</li> </ul>	<b>WIDTH:</b> 26.5 <b>DEPTH:</b> 26.5 <b>HEIGHT:</b> 47.5-57.5 <b>SEAT WIDTH:</b> 22.0 <b>SEAT DEPTH:</b> 17.0 <b>SEAT HEIGHT:</b> 26.5-36.5 <b>BACK WIDTH:</b> 19.5 <b>BACK HEIGHT:</b> 23.0 <b>COM:</b> 0.9 YDS <b>WEIGHT:</b> 46.0 LB	<b>A1</b> \$70 Soft Touch Loop Arm <b>A4</b> \$75 <b>A5</b> \$95 A4 - Height Adjustable Arm A5 - Height/Width Adjustable Arm <b>A6</b> \$130 <b>A7</b> \$150 A6 - Height Adjustable Pivot Slide Arm A7 - Height/width Adjustable Pivot Slide Arm <b>A36</b> \$105 <b>A37</b> \$125 Height Adjustable Pivot/Slide Arm Height/Width Adjustable Pivot/Slide Arm	<b>C1</b> STD 50mm Hooded Casters <b>C1S</b> \$35 50mm Hooded Hard Floor Casters <b>C2S</b> \$35 50mm Hooded Self-Lock Hard Floor Casters
A/COM	B	C	D	E	F	G																																																																								
480	510	535	570	610	650	690																																																																								
550	580	605	640	680	720	760																																																																								
555	585	610	645	685	725	765																																																																								
575	605	630	665	705	745	785																																																																								
610	640	665	700	740	780	820																																																																								
630	660	685	720	760	800	840																																																																								
580	610	635	670	710	750	790																																																																								
585	615	640	675	715	755	795																																																																								
605	635	660	695	735	775	815																																																																								
				<b>SEAT SLIDER (SS) - NOT AVAILABLE</b>																																																																										
1666	P1	<b>10" STOOL POSTURE BACK</b> Use for work surfaces up to 42 inches high	ARMLESS A1 A4 A5 A6 A7 A16 A36 A37	<table border="1"> <thead> <tr> <th>A/COM</th> <th>B</th> <th>C</th> <th>D</th> <th>E</th> <th>F</th> <th>G</th> </tr> </thead> <tbody> <tr><td>565</td><td>595</td><td>620</td><td>655</td><td>695</td><td>735</td><td>775</td></tr> <tr><td>635</td><td>665</td><td>690</td><td>725</td><td>765</td><td>805</td><td>845</td></tr> <tr><td>640</td><td>670</td><td>695</td><td>730</td><td>770</td><td>810</td><td>850</td></tr> <tr><td>660</td><td>690</td><td>715</td><td>750</td><td>790</td><td>830</td><td>870</td></tr> <tr><td>695</td><td>725</td><td>750</td><td>785</td><td>825</td><td>865</td><td>905</td></tr> <tr><td>715</td><td>745</td><td>770</td><td>805</td><td>845</td><td>885</td><td>925</td></tr> <tr><td>665</td><td>695</td><td>720</td><td>755</td><td>795</td><td>835</td><td>875</td></tr> <tr><td>670</td><td>700</td><td>725</td><td>760</td><td>800</td><td>840</td><td>880</td></tr> <tr><td>690</td><td>720</td><td>745</td><td>780</td><td>820</td><td>860</td><td>900</td></tr> </tbody> </table>	A/COM	B	C	D	E	F	G	565	595	620	655	695	735	775	635	665	690	725	765	805	845	640	670	695	730	770	810	850	660	690	715	750	790	830	870	695	725	750	785	825	865	905	715	745	770	805	845	885	925	665	695	720	755	795	835	875	670	700	725	760	800	840	880	690	720	745	780	820	860	900	<ul style="list-style-type: none"> <li>• Pneumatic seat height adjustment</li> <li>• Infinite back angle adj. with free float</li> <li>• Ratchet back height lumbar adjustment</li> <li>• Height adjustable footring</li> </ul>	<b>WIDTH:</b> 26.5 <b>DEPTH:</b> 26.5 <b>HEIGHT:</b> 47.5-57.5 <b>SEAT WIDTH:</b> 22.0 <b>SEAT DEPTH:</b> 17.0 <b>SEAT HEIGHT:</b> 26.5-36.5 <b>BACK WIDTH:</b> 19.5 <b>BACK HEIGHT:</b> 23.0-26.0 <b>COM:</b> 0.9 YDS <b>WEIGHT:</b> 50.0 LB	<b>A6</b> \$130 <b>A7</b> \$150 A6 - Height Adjustable Pivot Slide Arm A7 - Height/width Adjustable Pivot Slide Arm <b>A36</b> \$105 <b>A37</b> \$125 Height Adjustable Pivot/Slide Arm Height/Width Adjustable Pivot/Slide Arm	<b>C1</b> STD 50mm Hooded Casters <b>C1S</b> \$35 50mm Hooded Hard Floor Casters <b>C2S</b> \$35 50mm Hooded Self-Lock Hard Floor Casters
A/COM	B	C	D	E	F	G																																																																								
565	595	620	655	695	735	775																																																																								
635	665	690	725	765	805	845																																																																								
640	670	695	730	770	810	850																																																																								
660	690	715	750	790	830	870																																																																								
695	725	750	785	825	865	905																																																																								
715	745	770	805	845	885	925																																																																								
665	695	720	755	795	835	875																																																																								
670	700	725	760	800	840	880																																																																								
690	720	745	780	820	860	900																																																																								
				<b>SEAT SLIDER (SS) - NOT AVAILABLE</b>																																																																										
1668	B2	<b>8" STOOL BASIC TASK</b> Use for work surfaces up to 36 inches high	ARMLESS A1 A4 A5 A6 A7 A16 A36 A37	<table border="1"> <thead> <tr> <th>A/COM</th> <th>B</th> <th>C</th> <th>D</th> <th>E</th> <th>F</th> <th>G</th> </tr> </thead> <tbody> <tr><td>480</td><td>510</td><td>535</td><td>570</td><td>610</td><td>650</td><td>690</td></tr> <tr><td>550</td><td>580</td><td>605</td><td>640</td><td>680</td><td>720</td><td>760</td></tr> <tr><td>555</td><td>585</td><td>610</td><td>645</td><td>685</td><td>725</td><td>765</td></tr> <tr><td>575</td><td>605</td><td>630</td><td>665</td><td>705</td><td>745</td><td>785</td></tr> <tr><td>610</td><td>640</td><td>665</td><td>700</td><td>740</td><td>780</td><td>820</td></tr> <tr><td>630</td><td>660</td><td>685</td><td>720</td><td>760</td><td>800</td><td>840</td></tr> <tr><td>580</td><td>610</td><td>635</td><td>670</td><td>710</td><td>750</td><td>790</td></tr> <tr><td>585</td><td>615</td><td>640</td><td>675</td><td>715</td><td>755</td><td>795</td></tr> <tr><td>605</td><td>635</td><td>660</td><td>695</td><td>735</td><td>775</td><td>815</td></tr> </tbody> </table>	A/COM	B	C	D	E	F	G	480	510	535	570	610	650	690	550	580	605	640	680	720	760	555	585	610	645	685	725	765	575	605	630	665	705	745	785	610	640	665	700	740	780	820	630	660	685	720	760	800	840	580	610	635	670	710	750	790	585	615	640	675	715	755	795	605	635	660	695	735	775	815	<ul style="list-style-type: none"> <li>• 360-degree swivel</li> <li>• Pneumatic seat height adjustment</li> <li>• No seat and back tilt</li> <li>• Adjustable back depth</li> <li>• Height adjustable footring</li> </ul>	<b>WIDTH:</b> 26.5 <b>DEPTH:</b> 26.5 <b>HEIGHT:</b> 43.5-51.5 <b>SEAT WIDTH:</b> 22.0 <b>SEAT DEPTH:</b> 17.0 <b>SEAT HEIGHT:</b> 22.5-30.5 <b>BACK WIDTH:</b> 19.5 <b>BACK HEIGHT:</b> 23.0 <b>COM:</b> 0.9 YDS <b>WEIGHT:</b> 45.0 LB	<b>BA1B</b> STD 26" Nylon Base - Black	
A/COM	B	C	D	E	F	G																																																																								
480	510	535	570	610	650	690																																																																								
550	580	605	640	680	720	760																																																																								
555	585	610	645	685	725	765																																																																								
575	605	630	665	705	745	785																																																																								
610	640	665	700	740	780	820																																																																								
630	660	685	720	760	800	840																																																																								
580	610	635	670	710	750	790																																																																								
585	615	640	675	715	755	795																																																																								
605	635	660	695	735	775	815																																																																								
				<b>SEAT SLIDER (SS) - NOT AVAILABLE</b>																																																																										
1668	P1	<b>8" STOOL POSTURE BACK</b> Use for work surfaces up to 36 inches high	ARMLESS A1 A4 A5 A6 A7 A16 A36 A37	<table border="1"> <thead> <tr> <th>A/COM</th> <th>B</th> <th>C</th> <th>D</th> <th>E</th> <th>F</th> <th>G</th> </tr> </thead> <tbody> <tr><td>565</td><td>595</td><td>620</td><td>655</td><td>695</td><td>735</td><td>775</td></tr> <tr><td>635</td><td>665</td><td>690</td><td>725</td><td>765</td><td>805</td><td>845</td></tr> <tr><td>640</td><td>670</td><td>695</td><td>730</td><td>770</td><td>810</td><td>850</td></tr> <tr><td>660</td><td>690</td><td>715</td><td>750</td><td>790</td><td>830</td><td>870</td></tr> <tr><td>695</td><td>725</td><td>750</td><td>785</td><td>825</td><td>865</td><td>905</td></tr> <tr><td>715</td><td>745</td><td>770</td><td>805</td><td>845</td><td>885</td><td>925</td></tr> <tr><td>665</td><td>695</td><td>720</td><td>755</td><td>795</td><td>835</td><td>875</td></tr> <tr><td>670</td><td>700</td><td>725</td><td>760</td><td>800</td><td>840</td><td>880</td></tr> <tr><td>690</td><td>720</td><td>745</td><td>780</td><td>820</td><td>860</td><td>900</td></tr> </tbody> </table>	A/COM	B	C	D	E	F	G	565	595	620	655	695	735	775	635	665	690	725	765	805	845	640	670	695	730	770	810	850	660	690	715	750	790	830	870	695	725	750	785	825	865	905	715	745	770	805	845	885	925	665	695	720	755	795	835	875	670	700	725	760	800	840	880	690	720	745	780	820	860	900	<ul style="list-style-type: none"> <li>• Pneumatic seat height adjustment</li> <li>• Infinite back angle adj. with free float</li> <li>• Ratchet back height lumbar adjustment</li> <li>• Height adjustable footring</li> </ul>	<b>WIDTH:</b> 26.5 <b>DEPTH:</b> 26.5 <b>HEIGHT:</b> 43.5-55.0 <b>SEAT WIDTH:</b> 22.0 <b>SEAT DEPTH:</b> 17.0 <b>SEAT HEIGHT:</b> 22.5-30.5 <b>BACK WIDTH:</b> 19.5 <b>BACK HEIGHT:</b> 23.0-26.0 <b>COM:</b> 0.9 YDS <b>WEIGHT:</b> 49.0 LB	<b>EF1</b> \$30 1" Extra Foam on Seat <b>MF1</b> \$50 1" Visco Elastic Memory Foam on Seat <b>BT</b> \$15 Replace Knob with Bolt (for B2 or S2 Controls Only)	
A/COM	B	C	D	E	F	G																																																																								
565	595	620	655	695	735	775																																																																								
635	665	690	725	765	805	845																																																																								
640	670	695	730	770	810	850																																																																								
660	690	715	750	790	830	870																																																																								
695	725	750	785	825	865	905																																																																								
715	745	770	805	845	885	925																																																																								
665	695	720	755	795	835	875																																																																								
670	700	725	760	800	840	880																																																																								
690	720	745	780	820	860	900																																																																								
				<b>SEAT SLIDER (SS) - NOT AVAILABLE</b>																																																																										